DÜRKOPP ADLER AG

Teileliste und Näheinrichtungen
Spare Parts List and Sewing Equipment

805

DÜRKOPP ADLER AG

Postfach 17 03 51, D-33703 Bielefeld • Potsdamer Straße 190, D-33719 Bielefeld
Telefon (05 21) 9 25-0 • Telefax (05 21) 9 25 24 35

Ausgabe / Edition: 04/99 • DO Printed in Federal Republic of Germany Teile-Nr./Part-No.: 0791 805801

Данная информация для
Вас предоставлена
ООО "ШВЕЙПРОМКОМПЛЕКТ"
т/ф (499) 2592598 г.Москва
www.shveiprom.com
2592598@mail.ru

Teileliste und Näheinrichtungen
Spare Parts List and Sewing Equipment

805 - 111

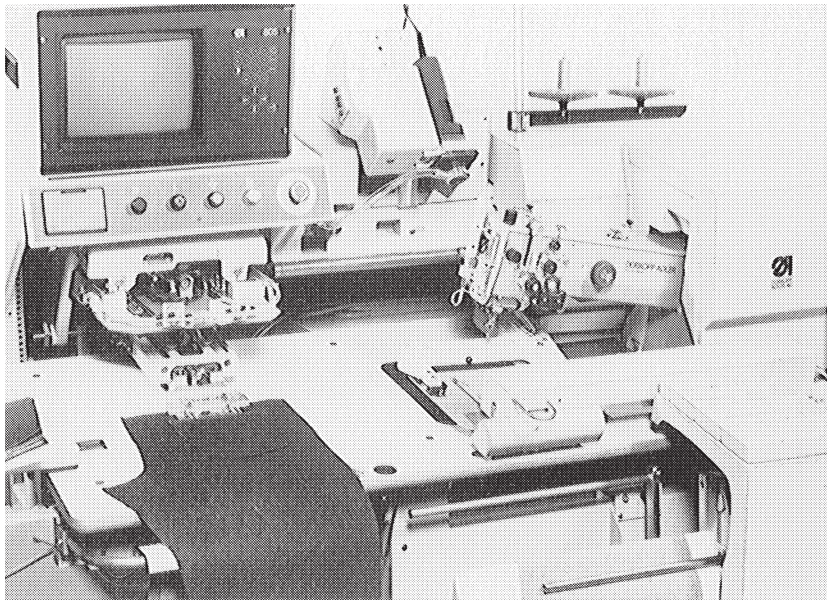

805 - 121



AUFTEILUNG UND REIHENFOLGE DER BILDTAFELN

Breakdown and sequence of the illustrations

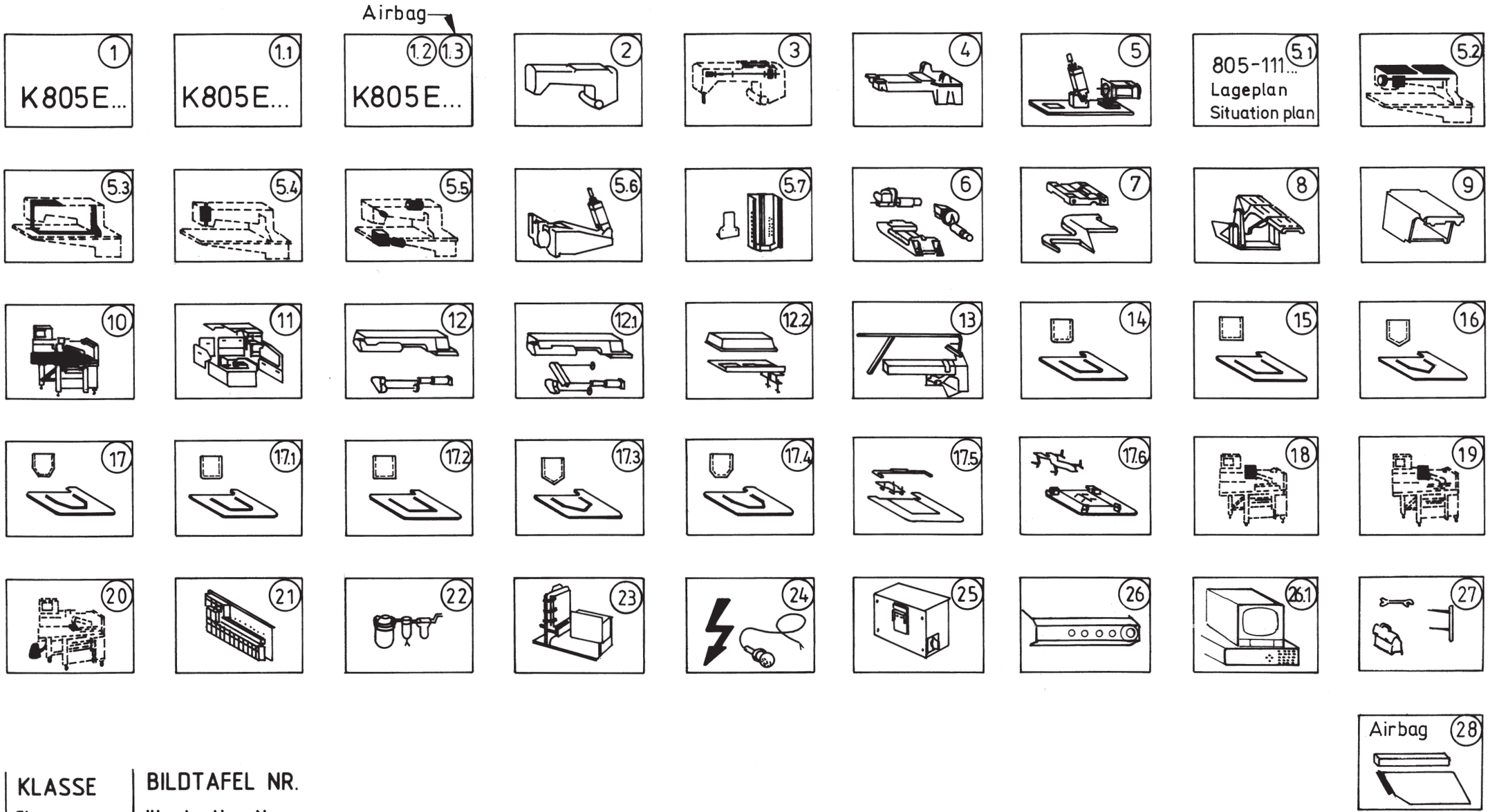

| KLASSE Class | BILDTAFEL NR. Illustration No. | | |

INFORMATION ZUR HANDHABUNG DER TEILELISTE

1. Allgemeines

1.1 Im Inhaltsverzeichnis sind die Teile-Nr. nach steigenden Nr. geordnet.

1.2

Teile-Nr.	993 91 081 7			
Benennung		Zyl.-Schr.		
Abmessung			M4 x 10	
Bildtafel Nr. (rechts und links oben in der Bildtafel eingekreiste Nr.)				2
Planquadrat der jeweiligen Bildtafel				B 10

1.5 Zu einer Einheit gehörende Einzelteile sind durch eine strichpunktierte Linie eingerahmt. Die Einheit kann auch komplett unter der voll eingerahmten Teile-Nr. bestellt werden. Zu dieser Einheit gehören keine Teile, deren Nr. außerhalb der strichpunktierten Linie steht.

2.1 Verwendete Bildzeichen

N = nicht als Einzelteil lieferbar

Mg = mustergebunden, bei Ersatzteilebestellung bitte Muster einschicken oder Form-Nr. angeben

= siehe Mechanikeranleitung

= fluessig sichern, kleben, dichten Loctite 270, Nr.990 49 034 6

= Laenge oder Flaeche

= ohne Fadenabschneider

= mit Fadenabschneider

= links

= rechts

= Hinweis auf Unterscheidungsmerkmal

mm = Maße

V = veraltete Ausfuehrung

a.W. = auf Wunsch

2.3 Sollten Sie ein Teil nicht in der Ersatzteileliste auffinden, was durch technische Anderungen vorkommen kann, dann geben Sie uns bitte zur Teile- und Funktionsbeschreibung , evtl. Teil skizzieren, die genaue Unterklasse und Fabrik-Nr. lt. Typenschild bekannt.

3. Elektro-Teile

3.1 Bei Elektrokabeln und pneumatischen Schläuchen ist es erforderlich, die gewünschte Meterzahl anzugeben.

3.2 Bei Bestellungen von Elektroteilen bitten wir die zusätzlichen Angaben, die in Klammern hinter der Teile-Nr. stehen, mit anzugeben.

3.3 Elektroteile sind zum schnellen Auffinden im Lageplan mit einer Positions-Nr. gekennzeichnet. Die Teile sind wie in Punkt 1.5 beschrieben aufgeführt.

3.4 Nicht numerierte Elektroteile können nach der Bezeichnung z.B."Transistor T6" oder "Widerstand 1K 0,5W" und der dazugehörenden Stromlaufplan-Nr. bestellt werden.

5. Jeder Nachdruck, auch der auszugsweise, ist nur mit unserer Genehmigung gestattet. Anderungen behalten wir uns vor.

Gruppe : C

INSTRUCTIONS RELATIVES À L'UTILISATION DE LA LISTE DE PIÈCES DE RECHANGE

1. Généralités

1.1 Dans la table des matières, les numéros de pièces sont classés dans l'ordre croissant:

1.2

No. de la pièce	993 91 061 7			
Désignation		Vis à tête cylindrique		
Dimensions			M4 x 10	
Tableau illustré No. (numéro encerclé à droite et à gauche en haut sur le tableau illustré)				2
Zone du tableau illustré correspondant				B 10

1.5 Les pièces détachées faisant partie d'une unité sont encadrées d'une ligne en traits et points. L'unité peut aussi être commandée, sous le numéro entièrement encadré (dans une case), comme unité complète. Cette unité ne comprend pas les pièces dont le numéro est marqué à l'extérieur de la ligne en traits et points.

2.1 Symboles utilisés

N = non livrable comme pièce indivle

MG = nécessite un échantillon; lorsque vous commandez une pièce de rechange veillez soumettre un échantilon ou spécifiez le numéro de la forme

= voir instructions pour le mécanicien

= coller, fermer hermétiquement Loctite 270, No. 99049 034 6

= indiquer longueur ou surface

= sans coupe-fil

= avec coupe-fil

= gauche

= droite

= indication pour point de variation

mm = mesures

V = ancien model

a.W. = sur demande

2.3 Pour le cas où vous ne trouveriez pas une pièce dans la liste des pièces de rechange, ce qui pourrait arriver à la suite de modifications techniques, nous vous prions de nous fournir, avec la description des pièces et du fonctionnement, des croquis des pièces éventuels, la sous-classe exacte et le numéro d'usine, tel qu'il est marqué sur la plaquette de type.

3. Pièces de la partie électrique

3.1 Pour les câbles électriques et les tuyanx pneumatiques, il est indispensable de nous communiquer le nombre de mètres désiré.

3.2 Veuillez nous précisez, dans les commandes de pièces pour la partie électrique, les indications supplementaires marquées entre parenthèses aprés les numéros de pièces.

3.3 Les pièces de la partie électrique sont repérées par un numéro de position, afin qu'il soit possible de les trouver rapidement sur le plan de position. Les pièces sont indiquées comme mentionné au point 1.5.

3.4 Les pièces de la partie électrique non numérotées peuvent être commandées selon la désignation, par exemple "Transistor T6" ou "Résistance 1 K 0,5 W" et le numéro du schéma développé correspondant.

5. Toute réimpression, même partielle, est interdite sans notre autorisation. Nous nous réservons le droit de procéder à des changements.

Gruppe : C

INFORMATION ON USING THE SPARE PARTS LIST

1. In general

1.1 The part numbers are listed in numerical order in the table of contents.

1.2

Part No.	993 91 081 7			
Description		Cylinder screw		
Dimensions			M4 x 10	
No. of illustration (ringed number top left and right in diagram)				2
Grid reference				B 10

1.5 The component parts belonging to a "unit" are shown enclosed within a dot-dash frame. A "unit" can also be ordered complete by quoting the fully enclosed number within the dot-dash frame. Any parts, the numbers of which are shown outside the dot-dash frame, are not included with the "unit" and must be ordered separatly.

2.1 Symbols applied

N = not available as separate part

Mg = calls for a sample; when ordering a spare part please submit a sample or indicate the number of the shape

= see mechanicas manual

= secure by glueing, seal Loctite 270, No 990 49 034 6

= declar length or area

= without thread cutter

= with thread cutter

= left

= right

= point of alteration

mm = measurement

V = obsolete

a.W. = on request

2.3 Should a part not be found in the spare parts list, possibly due to technical alteration, please describe the part and its function as fully as possible when ordering. Please quote also the sub-class and serial number according to the specification plate.

3. Electrical parts

3.1 Please quote the required length in meters for electric cables and pneumatic hoses.

3.2 When ordering electrical parts, please include the additional data in brackets behind the part number.

3.3 To facilitate quick location, electrical components are marked with a position number in the situation-plan in the upper right hand corner of each electro sheet. Please order as in 1.5.

3.4 Electrical parts which are not numbered can be ordered according to their specification, e.g. "Transistor T6" or "Resistor 1 K 0.5 W" and the appropriate circuit plan.

5. All reproductions, whether whole or in part, require our permission. Technical specifications subject to alteration.

INFORMACIONES RELATIVAS A LA UTILIZACIÓN DE LA LISTA DE LAS PIEZAS DE RECAMBIO

1. informaciones generales

1.1 En el indice, los números de las piezas de recambio están especificados en el orden creciente.

1.2

No. de la pieza	993 91 081 7			
Designación		tornillo de cabeza cilindrica		
Dimensiones			M4 x 10	
Tabla ilustrada No. (el número encerrado a la derecha y a la izquierda en la parte superior de la tabla ilustrada)				2
Cuadricula de la respectiva table ilustrada				B 10

1.5 Las piezas individuales que pertenecen a una unidad están encerrados por una linea de trazos y puntos. Es también posible pedir la unidad completa precisando el número de la pieza enteramente encerrado. Esta unidad no incluye las piezas cuyo número se encuentra fuera de la linea de trazos y puntos.

2.1 Símbolos empleados

N = No se entrega como pieza individual

MG = Exige la muestra, al pedir la pieza de recambio hay que someter la muestra o precizar el número de la forma

= Vase Instrucckiones para el mecánico

= Asegurar con liquido, pegar, obturar Loctite 270, no990 49 034 6

= Indicar largo y superficie

= Sin cortahilos

= Con cortahilos

= izquierda

= derecha

= Advertencia de que hay

mm = medidas

V = Eastado de fabricación anticuado

a.W. = a petition

2.3 Si Vd. no puede encontrar una pieza en la lista de las piezas de recambio, lo que es posible en caso de modificaciones técnicas, entonces rogamos describir la pieza y el funcionamiento y bosquejar eventualmente la pieza y especificar la sub-clase y el número de fabricación según la placa indicadora de tipo.

3. Piezas del sistema eléctrico

3.1 En caso de cables eléctricos y de tubos neumáticos hay que indicar el largo deseado en metros.

3.2 Al pedir piezas eléctricas, precisar también los detalles contenidos entre parêntesis detrás del número de la pieza.

3.3 Las piezas del sistema eléctrico llevan un número de referencia. Asi es posible localizarlas más rápidamente en el plano de posición. Las piezas son indicadas según el punto 1.5.

3.4 Las piezas eléctricas no numeradas pueden ser pedidas indicando la designación, por ejemplo "Transistor T6" o "resistencia 1K 0,5 W" asi como el número del esquema de los circuitos.

5. Está prohibida toda reproducción, incluso parcial, sin nuestra autorización. Nos reservamos el derecho de proceder a modificaciones.

INFORMAZIONE PER L'UTILIZZAZIONE DEL LIBRETTO PARTI DI RICAMBIO

1. Generalità

1.1 Nell'indice i numeri dei pezzi sono ordinati secondo numero progressivo.

1.2

993 91 081 7	vite-cil.	M4 x 10	2 - B 10

Numero del pezzo
Denominazione
Misure
Numero della tavola di raffigurazione (Numero nel cerchio a sinistra od a destra della tavola di raffigurazione).
Quadrato di localizzazione nella tavola di raffigurazione corrispondente

1.5 Pezzi singoli componenti un gruppo sono racchiusi in una linea a punti e tratti. Il gruppo può essere anche ordinato completo indicando all'ordine il numero di pezzo incorniciato da una linea continua. I pezzi il cui numero è situato fuori della linea a punti e tratti non appartengono al gruppo.

2.1 **Abbreviazioni e simboli utilizzati:**

N = Non fornibile come pezzo singolo

MG = Dipendente dal campione, ordinando i pezzi di ricambio. Inviare un campione oppure indicare il numero di forma

= Indicare la lunghezza o la superfice

= Fissaggio, incollaggio o tenuta del pezzo tramite liquido Loctite 270, Nr. 990 48 034 6

= Indicare la lunghezza o la superfice

= Senza rasafilo

= Con rasafilo

= Sinistra (o)

= Destra (o)

= Indicazione per notare le difference tra i pezzi

mm = Misura

V = Esecuzione invecchiata

a.W. = A richiesta

2.3 Nel caso che un pezzo non si trovi nel libretto parti di ricambio, caso che può accadere a causa delle continue innovazioni tecniche, indicate, accanto alla descrizione della funzione del pezzo e l'eventuale schizzo o descrizione minuta del pezzo, la classe e sottoclasse esatta ed il numero di fabbricazione riportati in targhetta

3. Componenti elettrici

3.1 Ordinando cavi elettrici o tubi pneumatici è necessario indicare la lunghezza in metri.

3.2 Ordinando componenti elettrici indicare i dati supplettivi segnati in parentesi dietro il numero del pezzo.

3.3 I componenti elettrici sono contrassegnati con un numero di posizione nella planimetria per facilitare e sveltire la loro localizzazione. I pezzi sono contraddistinti come descritto nel punto 1.5.

3.4 Componenti elettrici non numerati possono essere ordinati sotto il simbolo dello schema elettrico per esempio "Transistor T6" oppure "Resistenza 1K 0,5W" indicando supplettivamente il numero dello schema elettrico al quale i componenti appartengono.

5. Ogni riproduzione intera o parziale è permessa solo con la nostra approvazione. Ci riserviamo ogni diritto di modifica.

Gruppe : C

Klasse Claas	E-Nr. E-No.	*1) Fadenspannung Thread tension	*1) Fadenführung Thread guide	*2) Fuss Foot	Fusshalter Foot holder	Nadelschutz Needle protect	Mittelt. Halter Centre piece holder	*2) Stichplatte Throat plate	Nadel Needle	*2) Haltebock Holding body	Greiferschutz Hook protection
805-1111	K805E1	467 110274	467 110184	467 220283	———	467 200410	467 200150	467 200100	134 SAN 10-080	467 200420	467 200340
	K805E2	467 110034	467 110184	467 220283	———	467 200410	467 200150	467 200040	134SAN 6-110	467 200420	467 200340
	K805E3	467 110034	467 110204	467 220283	———	467 200410	467 200150	467 200040	134 35SERV7-130	467 200420	467 200340
	K805E4	467 110034	467 110204	467 220070	467 220063	467 200410	467 200150	467 200040	134SAN 6-125	467 200420	467 200340
								*2)			
	K805E5	467 110264	467 110204	467 220070	467 220063	467 200410	467 200150	467 200400	134SAN 6-140	467 200420	467 200340
								*2)			
805-1211	K805E6	396 111924	———	396 221123	———	———	———	396 200790	134SAN10-070	———	———
	K805E7	396 111814	———	396 221123	———	———	———	396 200560	134 SAN10-080	———	———
	K805E8	396 111814	———	396 221123	———	———	———	396 200600	134 SERV7-100	———	———
	K805E10	Airbag siehe Tafel (1.3) / Airbag see table (1.3)									

*1) Einzelteile siehe Blatt 1.1
component parts see page 1.1

*2) Einzelteile siehe Blatt 1.2
components parts see page 1.2

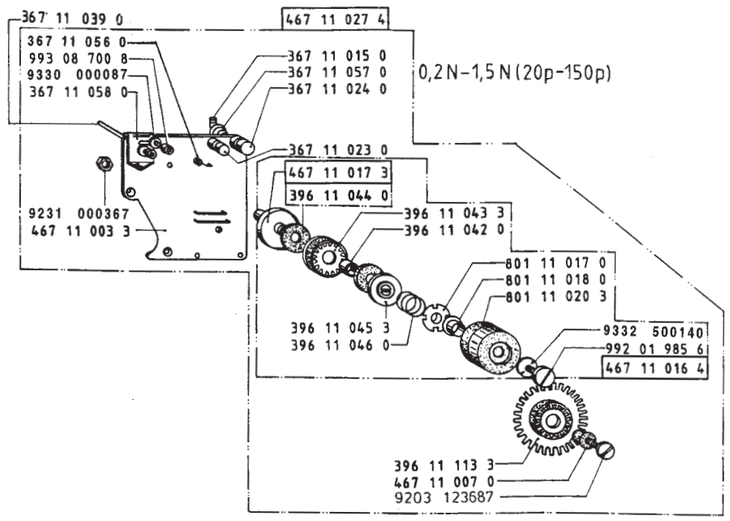

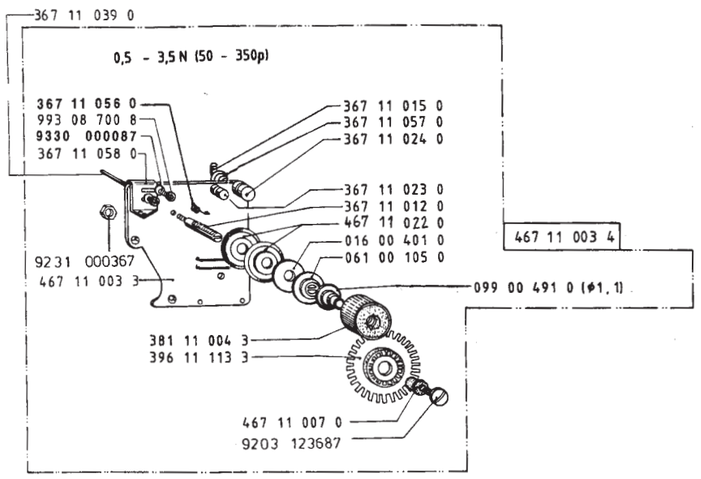

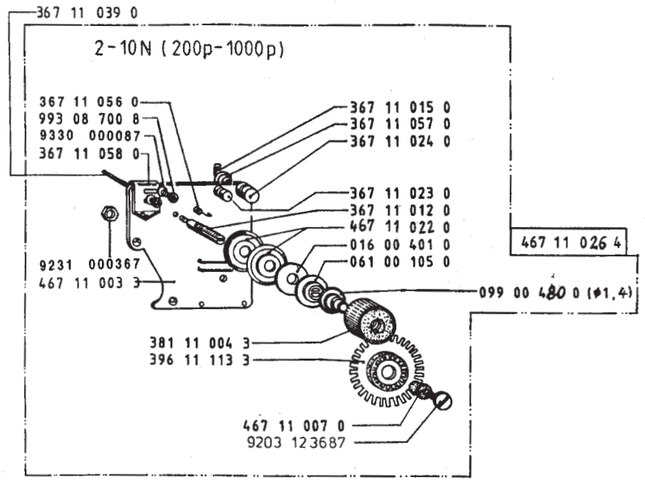

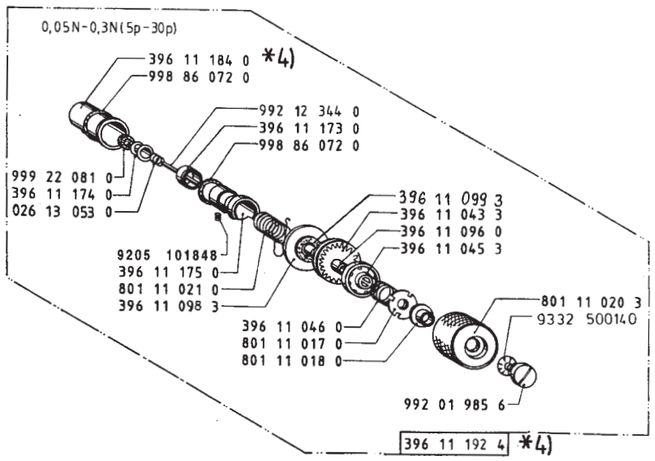

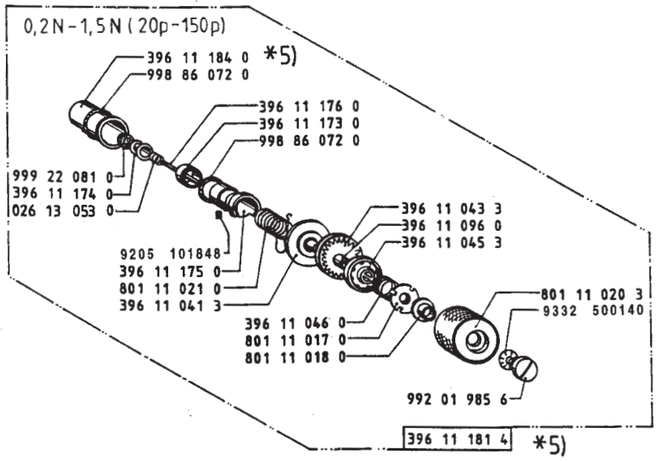

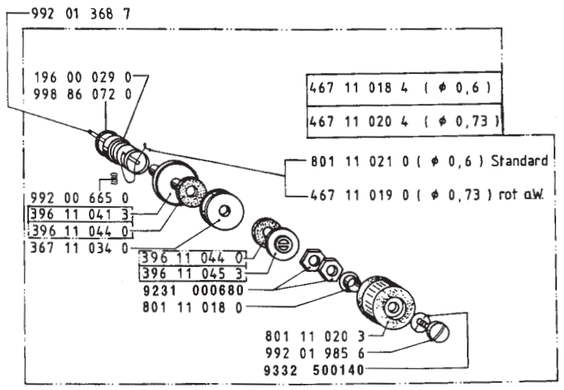

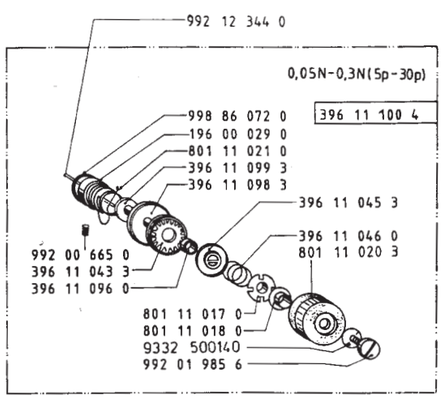

*4) ab 11/91 Einbaudurchmesser ϕ18mm
bis 11/91 Einbaudurchmesser ϕ17,4mm
Teile Nr. 396 11 100 4

as from 11/91 diameter ϕ18mm
until 11/91 diameter ϕ17,4mm
Parts no. 396 11 100 4

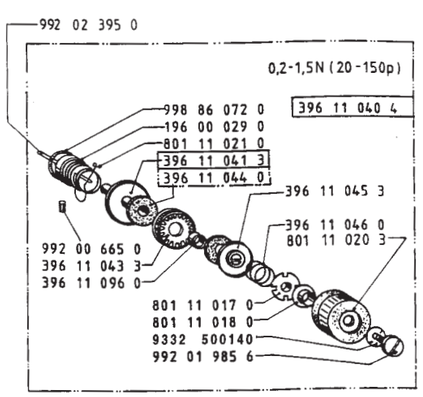

*5) ab 11/91 Einbaudurchmesser ϕ18mm
bis 11/91 Einbaudurchmesser ϕ17,4mm
Teile Nr. 396 11 040 4

as from 11/91 diameter ϕ18mm
until 11/91 diameter ϕ17,4mm
Parts no. 396 11 040 4

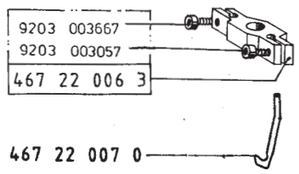

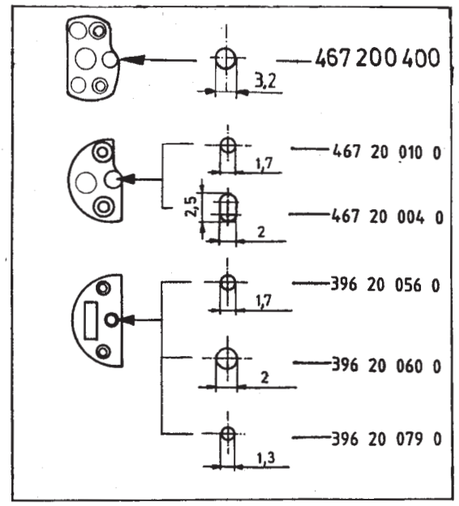

Syst. Stärke	Teile Nr.
134 SAN 10-70	9092 013440 070G
134 SAN 10-80	9092 013440 080G
134 SAN 6-110	9092 013442 110G
134 SAN 6-125	9092 013442 125G
134 SAN 6-140	9092 013442 140G
134 SERV 7 100	9092 013414 100S
134 35 SERV 7 130	9092 013441 130S

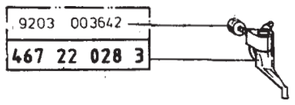

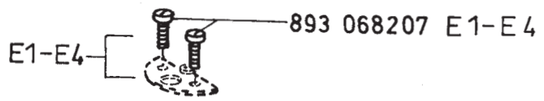

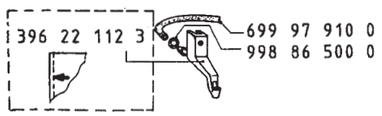

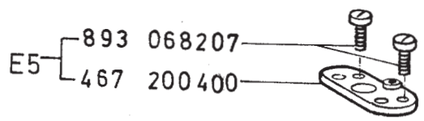

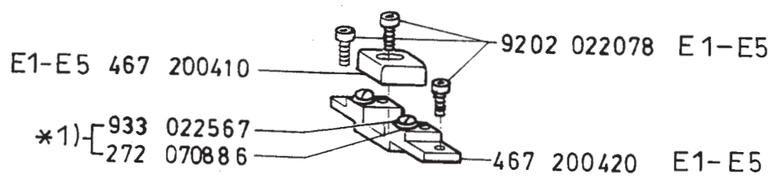

*1) Teile nicht in E805
parts not as E805

K805 E00010 AIRBAG

805 E10

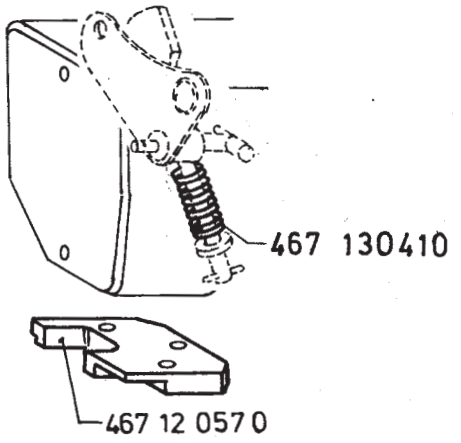

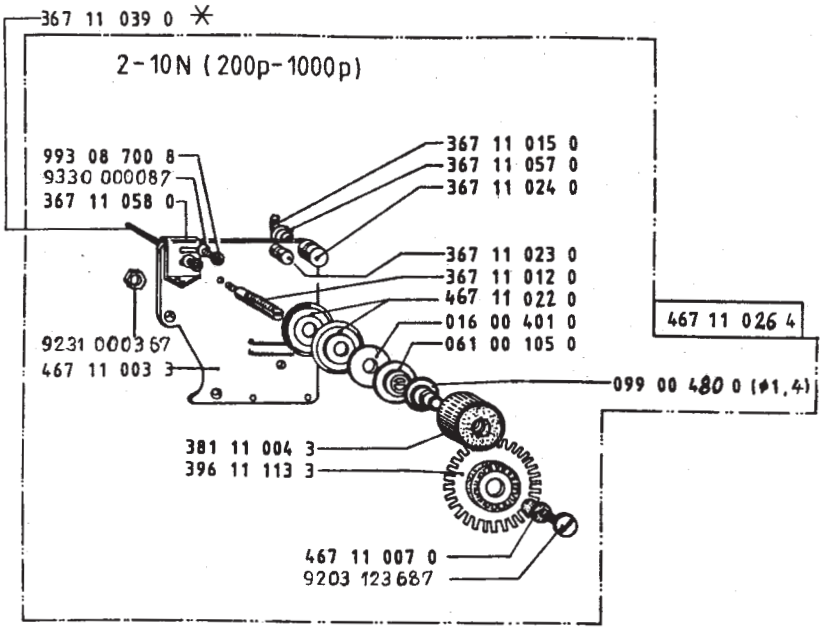

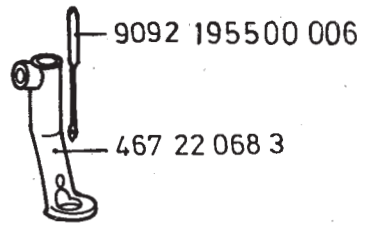

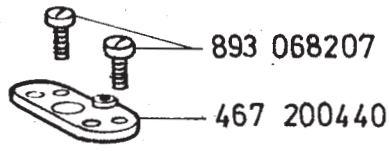

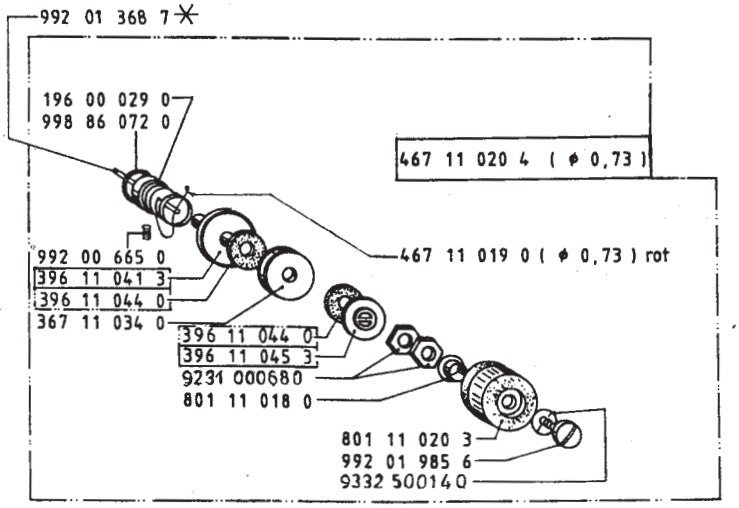

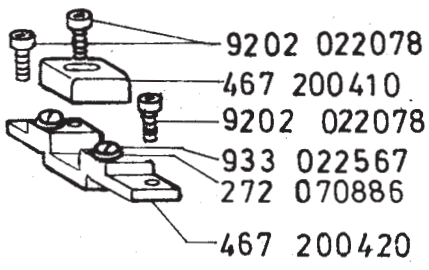

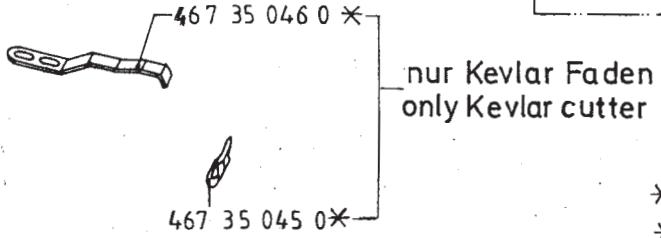

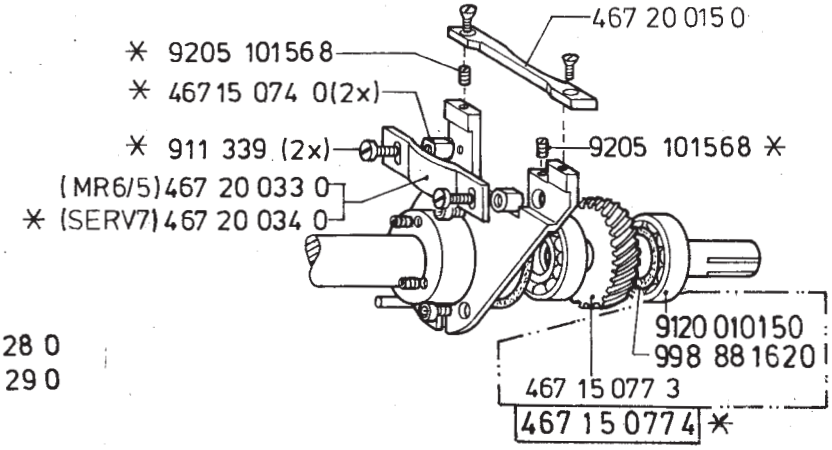

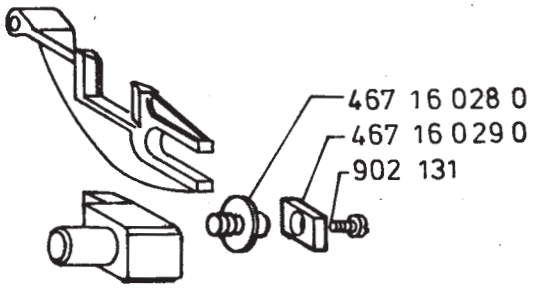

✳ Teile Nr. nicht in 805 E 10

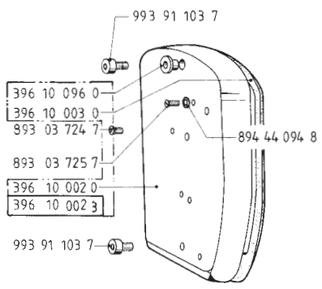

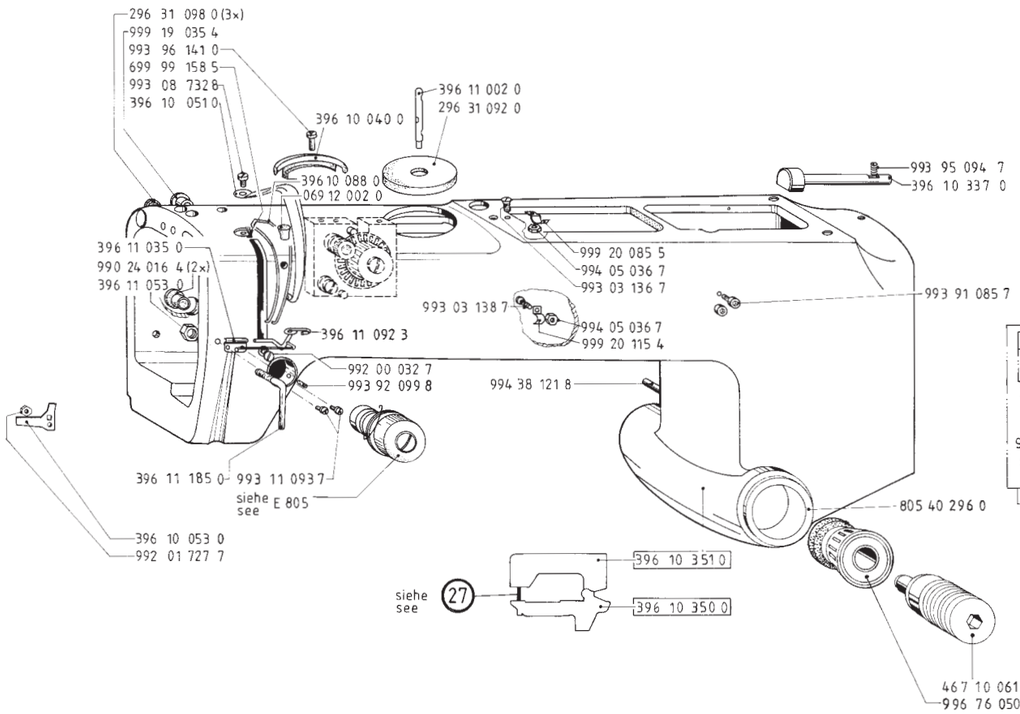

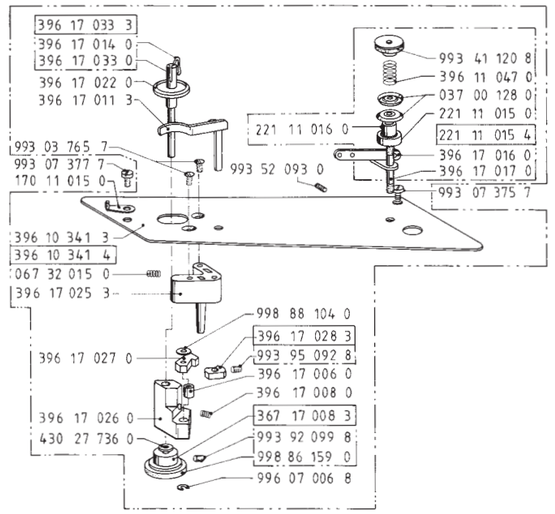

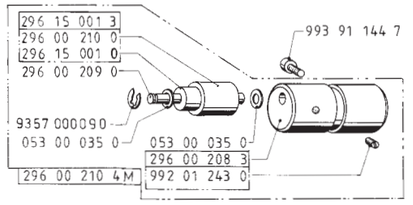

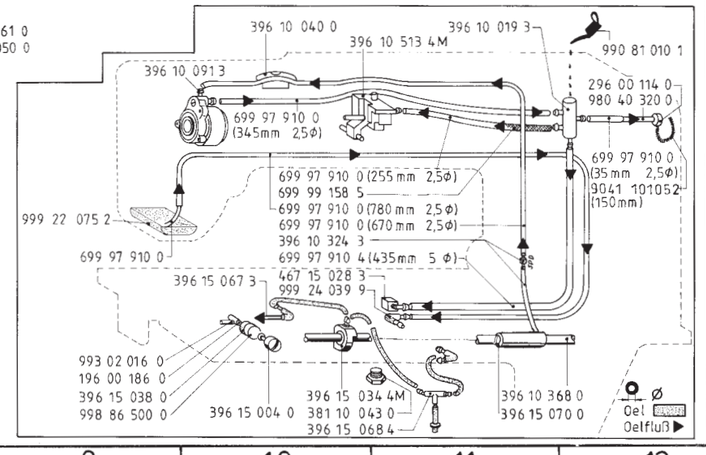

Printed in West-Germany · -Bielefeld · Änderungen vorbehalten · TL. 805-121 121 4.1998

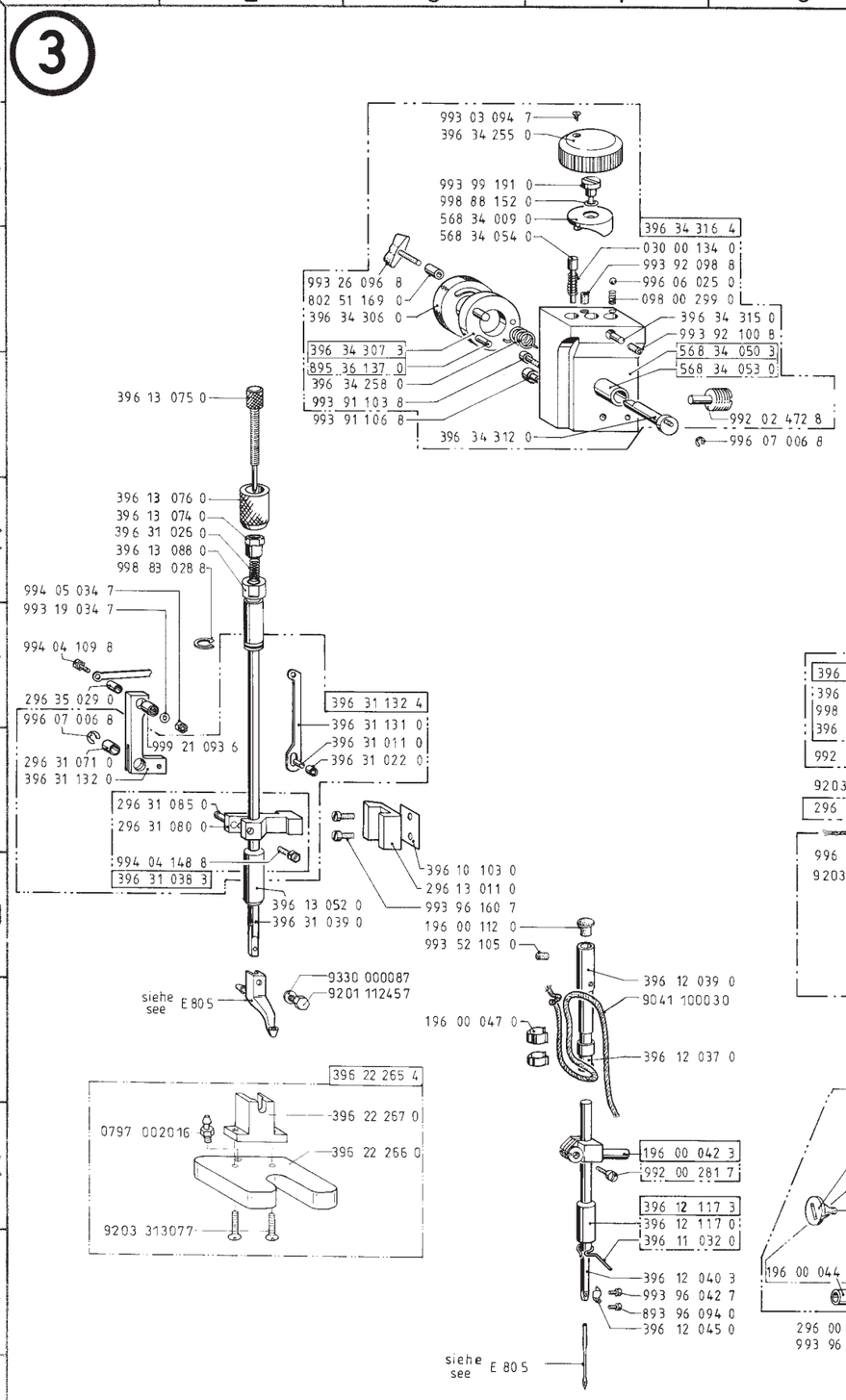
993 03 094 7
396 34 255 0
993 99 191 0
998 88 152 0
568 34 009 0
568 34 054 0
396 34 316 4
030 00 134 0
993 92 098 8
996 06 025 0
098 00 299 0
993 26 096 8
802 51 169 0
396 34 306 0
396 34 315 0
993 92 100 8
396 34 307 3
895 36 137 0
396 34 258 0
993 91 103 8
993 91 106 8
568 34 050 3
568 34 053 0
992 02 472 8
396 34 312 0
996 07 006 8
396 13 075 0
396 13 076 0
396 13 074 0
396 31 026 0
396 13 088 0
998 83 028 8
994 05 034 7
993 19 034 7
994 04 109 8
296 35 029 0
996 07 006 8
999 21 093 6
296 31 071 0
396 31 132 0
396 31 132 4
396 31 131 0
396 31 011 0
396 31 022 0
296 31 085 0
296 31 080 0
994 04 148 8
396 31 038 3
396 13 052 0
396 31 039 0
396 10 103 0
296 13 011 0
993 96 160 7
196 00 112 0
993 52 105 0
siehe see E 805
9330 000087
9201 112457
396 22 265 4
396 22 267 0
0797 002016
396 22 266 0
9203 313077
196 00 047 0
396 12 039 0
9041 100030
396 12 037 0
196 00 042 3
992 00 281 7
396 12 117 3
396 12 117 0
396 11 032 0
396 12 040 3
993 96 042 7
893 96 094 0
396 12 045 0
siehe see E 805
396 10 091 4
396 10 091 3
998 86 007 0
396 10 094 0
992 00 104 0
9203 113721
296 00 101 0
996 06 017 0
9203 113721
993 92 070 8
996 01 091 8
998 86 346 0
396 10 312 0
296 00 007 0
396 10 117 0
996 23 068 0
296 00 009 0
396 10 514 3
895 36 117 0
996 02 127 8
296 00 008 0
396 10 343 4
396 12 100 0
296 00 033 0
994 38 022 8
396 12 108 3
196 00 019 0
196 00 043 3
196 00 049 0
993 92 112 8
196 00 044 0
296 00 041 0
993 96 160 7
396 12 024 0
196 00 049 0
396 12 028 3
296 00 048 0
396 12 007 3
097 00 335 0
993 91 126 7
992 01 758 0
992 01 243 0
998 86 500 0
396 12 107 4
9202 002927
396 10 527 0
396 35 066 0
396 10 528 0
396 10 543 4M
9202 001678
9330 000097
396 10 529 0
0718 015236
396 10 541 0
0718 015236
396 10 542 0
9202 002078
396 11 002 0
296 31 092 0
699 97 910 0
993 03 136 7
396 10 513 4
999 21 093 6
996 07 006 8
296 31 086 3
296 31 093 3
067 35 147 0
993 91 081 8
894 45 066 8
396 10 019 3
980 40 320 0
296 00 114 0
699 97910 0
9041 101052
396 10 047 0
993 91 085 7
9041 101052
296 10 011 3
994 29 173 0
992 00 859 0
296 10 012 0
396 15 212 3
996 23 023 0
296 00 012 0
296 00 008 0
996 02 127 8
396 10 048 3
994 46 101 7
296 00 014 0
396 10 055 0
396 10 055 4
296 00 012 0
993 92 109 8
396 10 347 0
993 92 110 8
996 08 534 0
396 10 333 3
993 92 109 8
396 10 333 0
396 10 334 0
396 10 335 0

② + ③ + ④ = 396 43 752 4

4

9202 042480
396 14 005 0
9202 042480
396 14 005 0
396 10 316 0
396 10 507 0
992 02 389 0
siehe see (1)
993 91 180 7
396 15 067 3
999 24 039 9
396 15 067 0
699 97 910 0
9203 123682
994 27 071 0
9790 010010
467 15 028 3
993 91 082 7
993 91 180 7
396 10 114 0
296 16 012 0
P 121 000110
996 35 025 0
381 10 043 0
993 02 016 0
196 00 186 0
396 15 038 0
998 86 500 0
381 10 042 0
381 10 041 0
396 15 004 0
994 43 010 8
994 80 149 7
9201 114187
467 10 061 0
996 76 050 0
999 23 131 8
999 18 791 7
999 20 151 7
893 06 820 7
993 91 084 7
196 00 170 0
396 15 018 3
893 06 673 7
396 35 069 0
396 35 113 0
396 15 008 0
296 15 282 0
893 06 820 7
396 15 081 4
396 15 032 0
396 35 138 0
396 15 021 0
994 05 038 7
993 19 038 7
396 35 097 0
396 35 060 3
396 35 096 0
396 35 074 0
993 91 129 7
994 80 146 7
396 35 111 0
396 15 007 3
9203 113671
296 15 002 3
296 15 003 0
396 15 101 0
196 00 187 0
993 02 016 0
196 00 169 0
196 00 188 0
998 86 110 0
196 00 199 3
0556 005040
894 45 036 8
9203 003667
894 45 036 8
396 35 088 0
993 91 081 7
396 35 067 3
893 06 714 7
396 35 075 0
396 35 114 3
994 38 489 0
993 91 081 8
993 91 082 8
396 15 082 4
992 01 510 0
992 01 998 0
396 15 084 0
992 01 998 0
992 01 506 0
396 15 081 4
096 15 241 3
396 15 086 0
992 00 992 0
396 15 079 0
396 15 080 0
396 15 087 0
992 00 993 0
396 15 080 0
096 15 282 0
396 15 085 0
096 15 277 0
396 15 088 0
396 15 082 4
396 15 010 3
980 40 167 0
893 06 734 7
992 02 359 0
396 16 008 3
993 91 083 8
396 15 019 0
9201 113357
994 80 146 7
396 15 021 0
396 15 009 3
999 23 806 1
993 91 086 7
994 05 035 7
396 15 015 0
396 35 139 3
9202 002087
998 85 115 0
396 16 050 0
980 40 138 3
992 00 244 0
396 10 368 0
699 97 910 0
396 15 033 0
296 00 144 0
0556 005040
196 00 198 3
396 15 068 4
999 24 039 8
699 97 910 0
998 86 500 0
396 10 324 3
699 97 910 0
067 23 305 0
568 15 020 0
993 95 080 8
568 15 019 3
396 15 034 0
994 30 104 0
396 15 034 4
993 91 070 8
396 15 070 0
797 2019
992 00 244 0
980 40 138 3
996 26 312 0
996 02 113 8
996 08 866 0
396 15 214 3
0935 000410
998 88 159 0
091 00 214 0
396 10 369 0
993 19 038 7
993 91 128 7
996 01 096 8
996 02 125 8
996 08 574 0
9129 010000
396 10 367 0
993 91 125 7

Printed in West-Germany · -Bielefeld · Änderungen vorbehalten · TL. 805 - 121 4.1998

Naehstation 805 43 754 4

(für 805-121...)

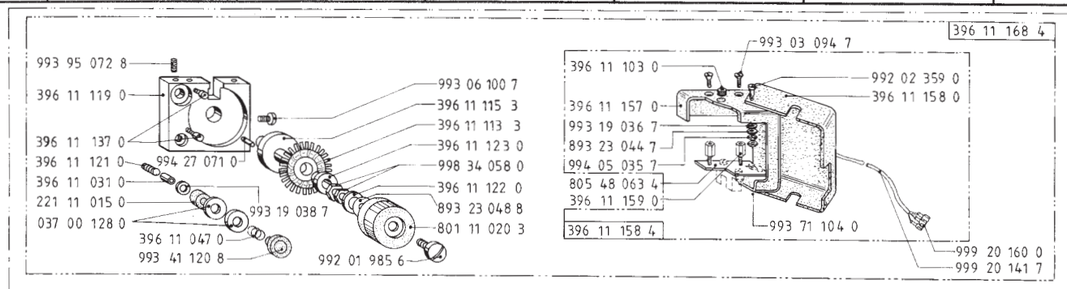

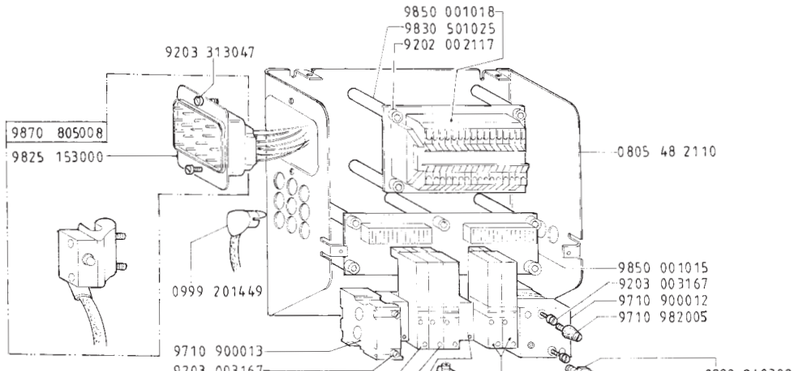

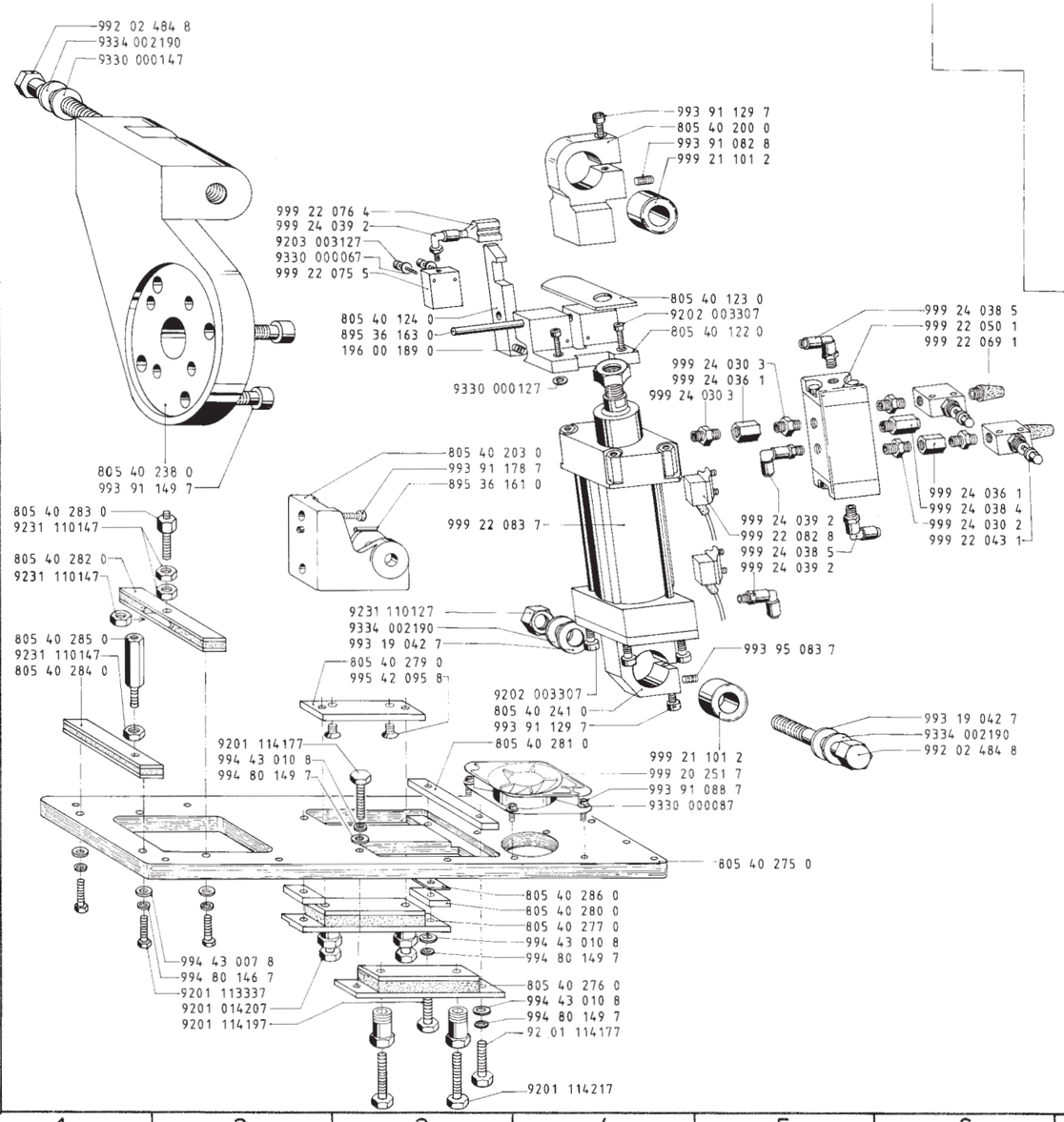

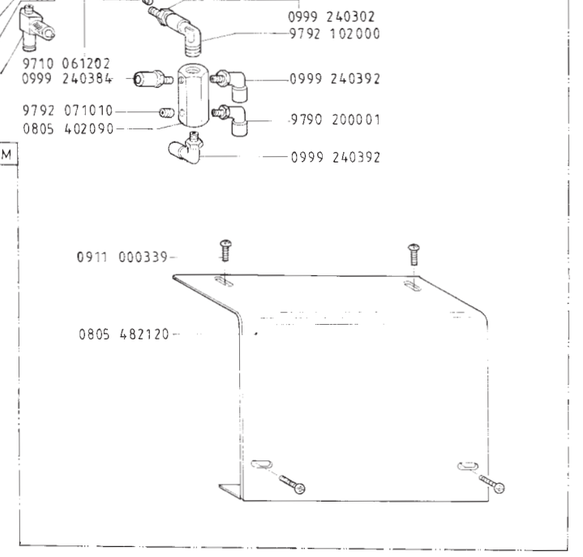

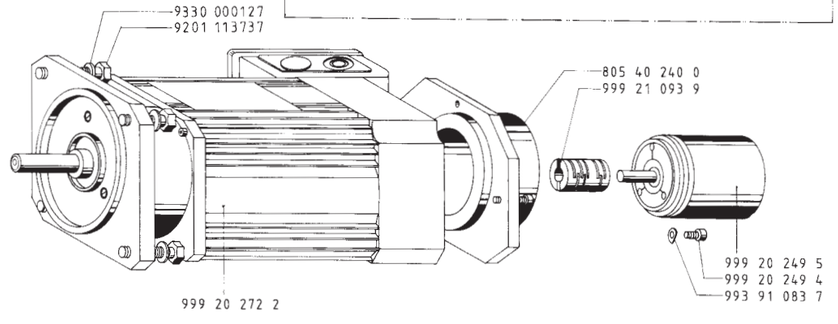

5.1

Lageplan
Situation plan

5.1

J

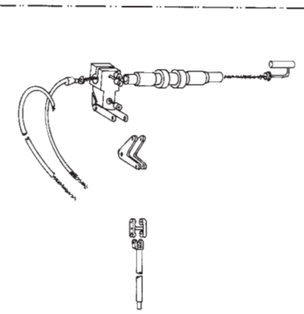

E

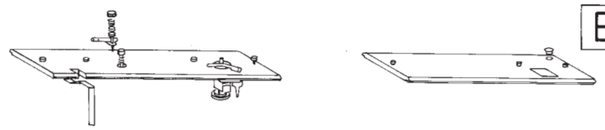

D

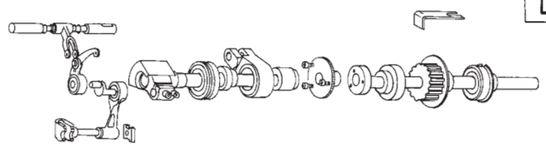

F

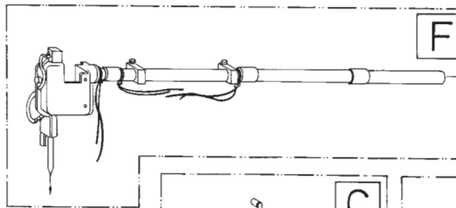

Q

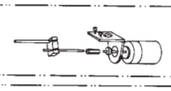

K

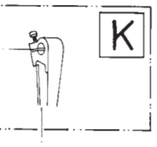

P

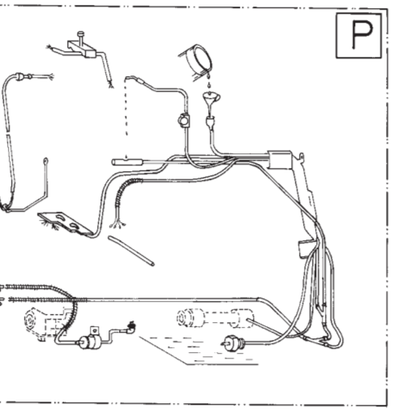

B

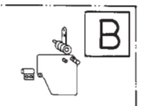

C

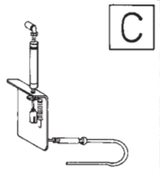

A

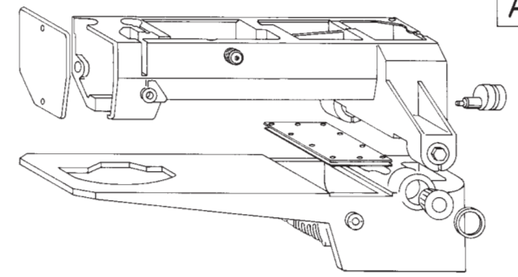

H

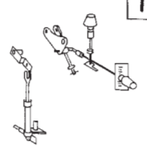

L

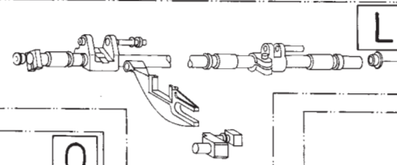

K

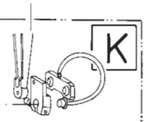

M

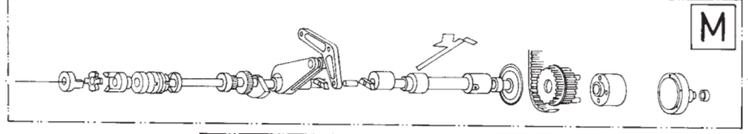

O

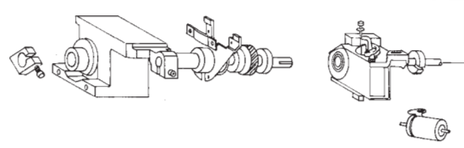

N

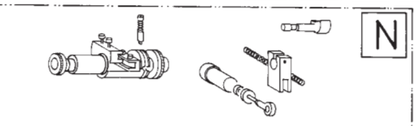

A	B	C	D	E	F	= 5.2
J	K	L	M	N		= 5.3
H						= 5.4
O	P	Q				= 5.5

Printed in West-Germany · -Bielefeld · Änderungen vorbehalten · TL. 805-111... / 2 / 1992

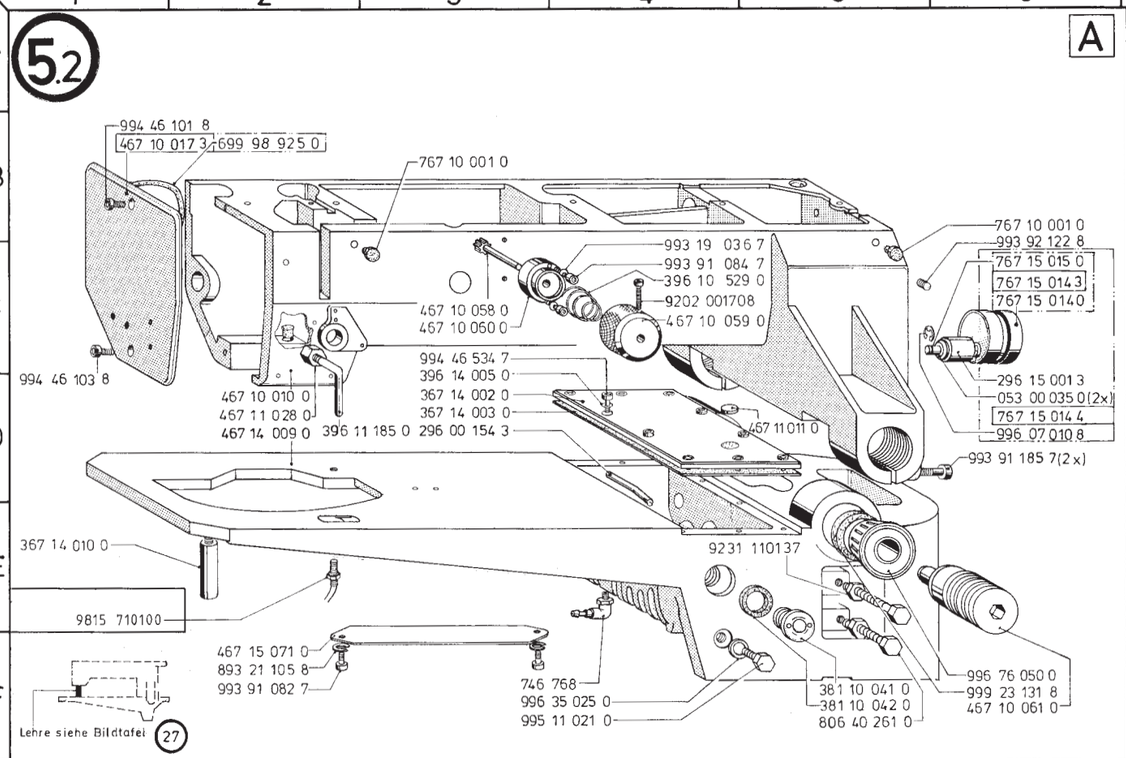
994 46 101 8
467 10 017 3
699 98 925 0
767 10 001 0
993 19 036 7
993 91 084 7
396 10 529 0
9202 001708
467 10 059 0
467 10 058 0
467 10 050 0
994 46 534 7
396 14 005 0
367 14 002 0
367 14 003 0
994 46 103 8
467 10 010 0
467 11 028 0
467 14 009 0
396 11 185 0
296 00 154 3
467 11 011 0
767 10 001 0
993 92 122 8
767 15 015 0
767 15 014 3
767 15 014 0
296 15 001 3
053 00 035 0 (2x)
767 15 014 4
996 07 010 8
993 91 185 7 (2x)
367 14 010 0
9815 710100
9231 110137
467 15 071 0
893 21 105 8
993 91 082 7
746 768
996 35 025 0
995 11 021 0
381 10 041 0
381 10 042 0
806 40 261 0
996 76 050 0
999 23 131 8
467 10 061 0
Lehre siehe Bildtafel
27

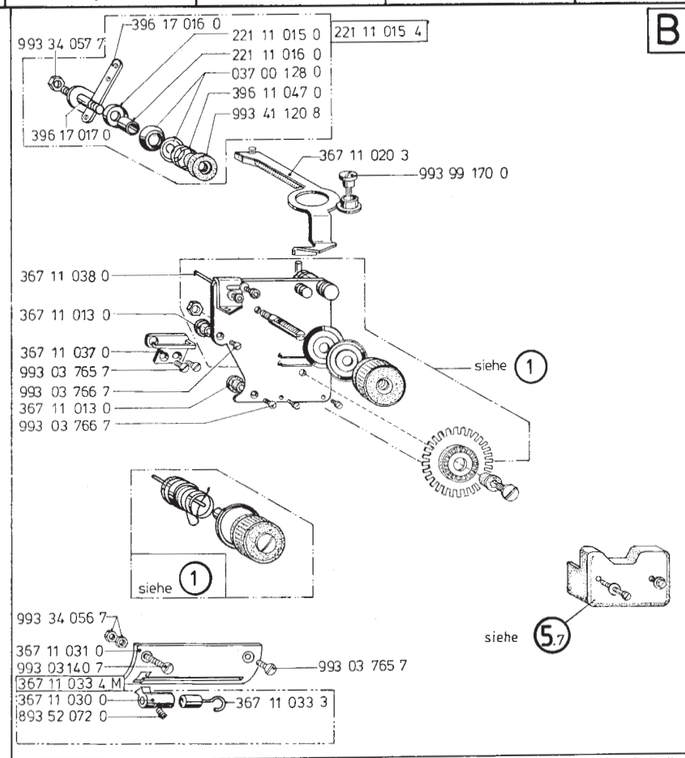
993 34 057 7
396 17 016 0
221 11 015 0
221 11 016 0
037 00 128 0
396 11 047 0
993 41 120 8
221 11 015 4
396 17 017 0
367 11 020 3
993 99 170 0
367 11 038 0
367 11 013 0
367 11 037 0
993 03 765 7
993 03 766 7
367 11 013 0
993 03 766 7
siehe 1
siehe 1
siehe 5.7
993 34 056 7
367 11 031 0
993 03140 7
367 11 033 4 M
367 11 030 0
893 52 072 0
993 03 765 7
367 11 033 3

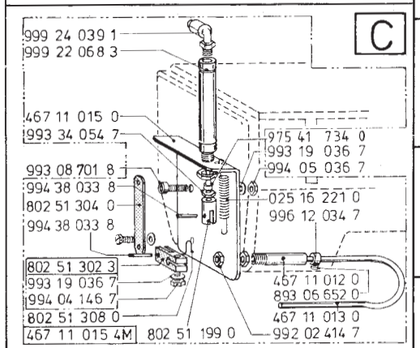
999 24 039 1
999 22 068 3
467 11 015 0
993 34 054 7
993 08 701 8
994 38 033 8
802 51 304 0
994 38 033 8
802 51 302 3
993 19 036 7
994 04 146 7
802 51 308 0
467 11 015 4M
802 51 199 0
975 41 734 0
993 19 036 7
994 05 036 7
025 16 221 0
996 12 034 7
467 11 012 0
893 06 652 0
467 11 013 0
992 02 414 7

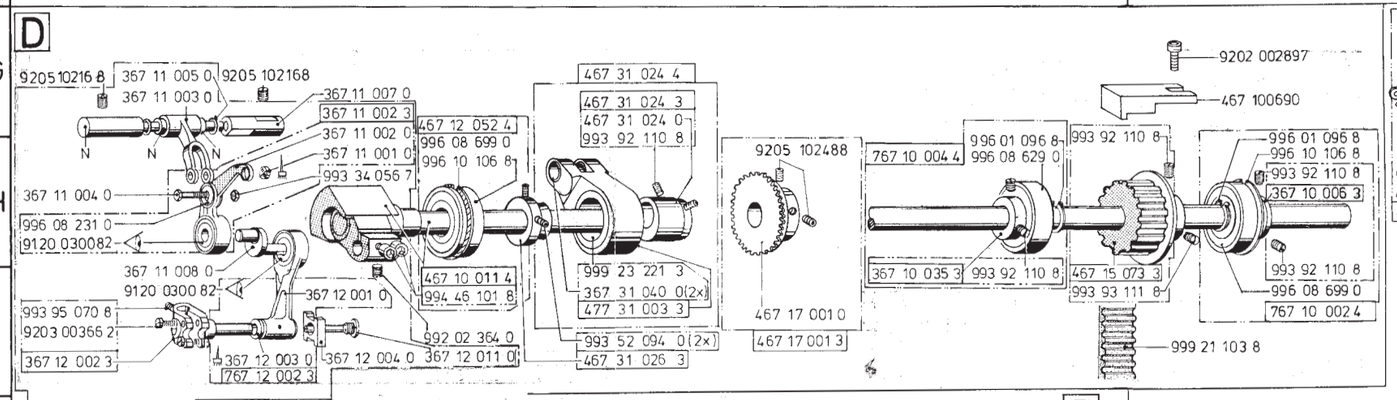
9205 10216 8
367 11 005 0
9205 102168
367 11 003 0
367 11 007 0
367 11 002 3
367 11 002 0
367 11 001 0
993 34 056 7
467 12 052 4
996 08 699 0
996 10 106 8
367 11 004 0
996 08 231 0
9120 030082
367 11 008 0
9120 0300 82
993 95 070 8
9203 00366 2
367 12 002 3
367 12 001 0
367 12 003 0
767 12 002 3
367 12 004 0
367 12 011 0
467 10 011 4
994 46 101 8
992 02 364 0
467 31 024 4
467 31 024 3
467 31 024 0
993 92 110 8
999 23 221 3
367 31 040 0 (2x)
477 31 003 3
993 52 094 0 (2x)
467 31 026 3
9205 102488
467 17 001 0
467 17 001 3
9202 002897
467 100690
767 10 004 4
996 01 096 8
996 08 629 0
993 92 110 8
367 10 035 3
993 92 110 8
467 15 073 3
993 93 111 8
996 01 096 8
996 10 106 8
993 92 110 8
367 10 005 3
993 92 110 8
996 08 699 0
767 10 002 4
999 21 103 8

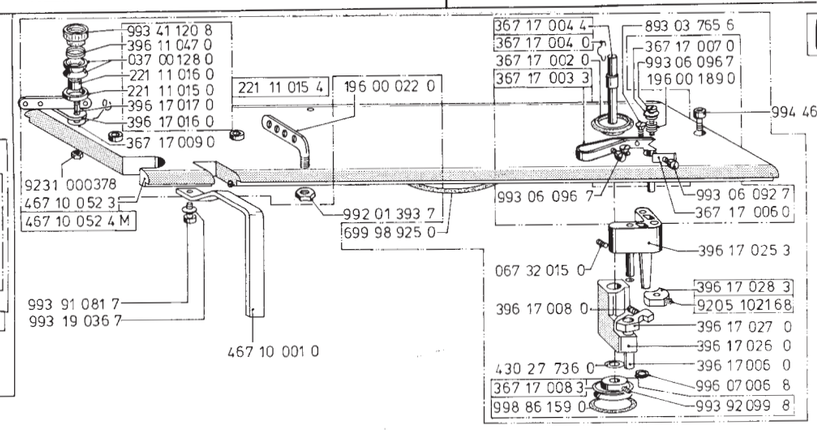
993 41 120 8
396 11 047 0
037 00 128 0
221 11 016 0
221 11 015 0
396 17 017 0
396 17 016 0
367 17 009 0
221 11 015 4
196 00 022 0
9231 000378
467 10 052 3
467 10 052 4 M
993 91 081 7
993 19 036 7
467 10 001 0
992 01 393 7
699 98 925 0
367 17 004 4
367 17 004 0
367 17 002 0
367 17 003 3
893 03 765 6
367 17 007 0
993 06 096 7
196 00 189 0
994 46 101 8
993 06 096 7
993 06 092 7
367 17 006 0
067 32 015 0
396 17 025 3
396 17 028 3
9205 102168
396 17 008 0
396 17 027 0
396 17 026 0
396 17 006 0
430 27 736 0
996 07 006 8
367 17 008 3
998 86 159 0
993 92 099 8

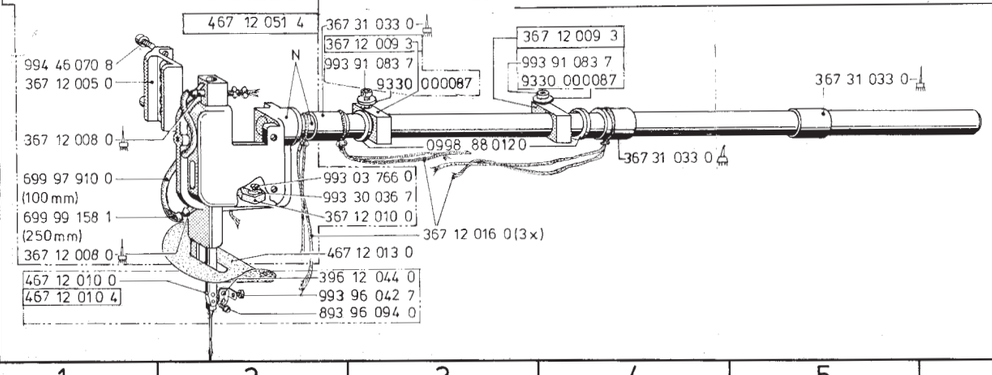
467 12 051 4
367 31 033 0
367 12 009 3
993 91 083 7
9330 000087
994 46 070 8
367 12 005 0
367 12 008 0
699 97 910 0
(100 mm)
699 99 158 1
(250 mm)
367 12 008 0
0998 88 0120
993 03 766 0
993 30 036 7
367 12 010 0
367 12 016 0 (3x)
467 12 013 0
467 12 010 0
467 12 010 4
396 12 044 0
993 96 042 7
893 96 094 0

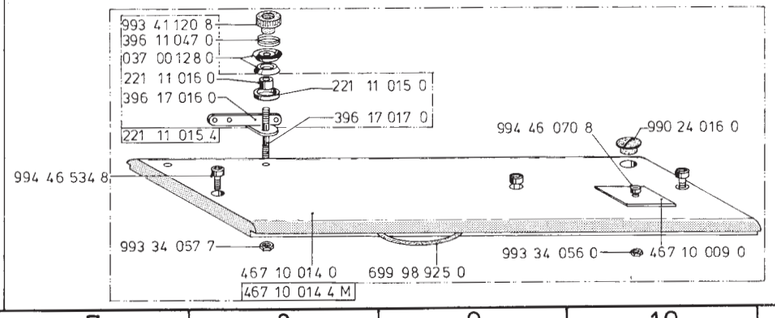
993 41 120 8
396 11 047 0
037 00 128 0
221 11 016 0
396 17 016 0
221 11 015 4
221 11 015 0
396 17 017 0
994 46 534 8
994 46 070 8
990 24 016 0
993 34 057 7
993 34 056 0
467 10 009 0
467 10 014 0
467 10 014 4 M
699 98 925 0

5.3

J

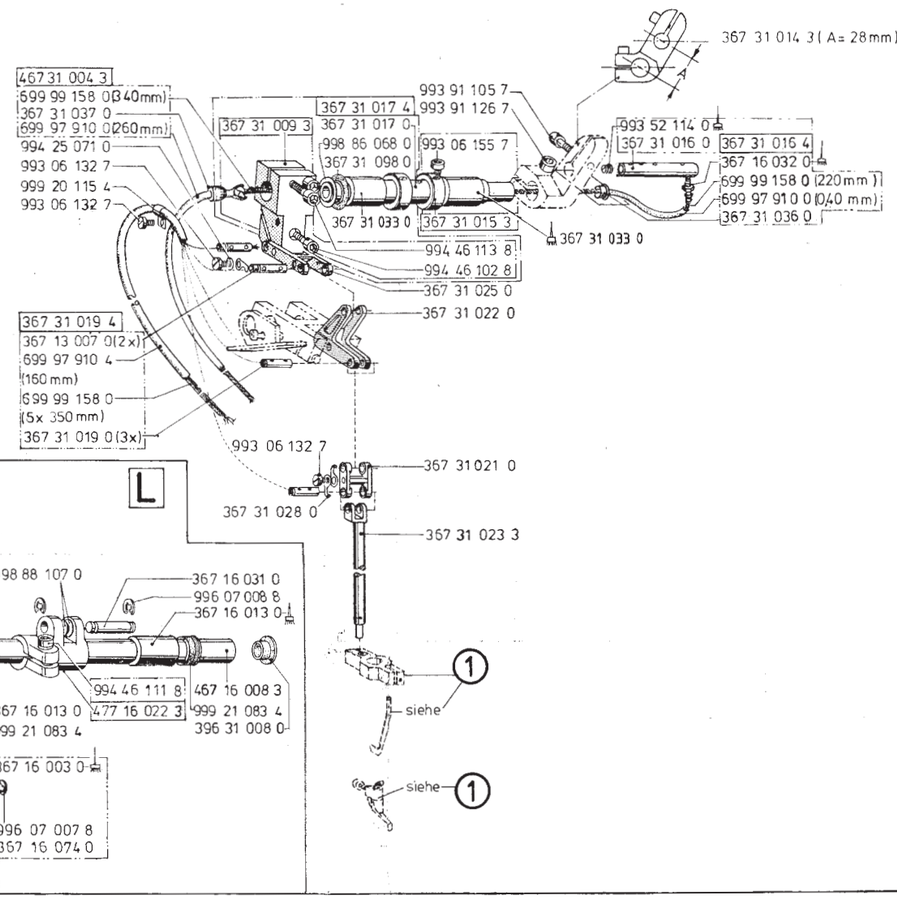

K

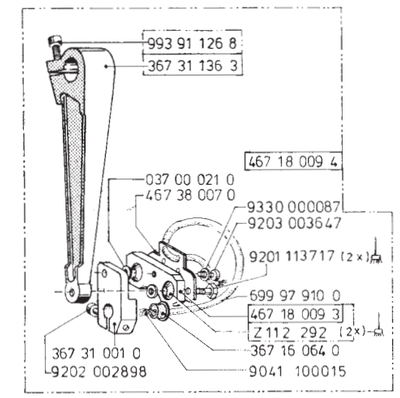

L

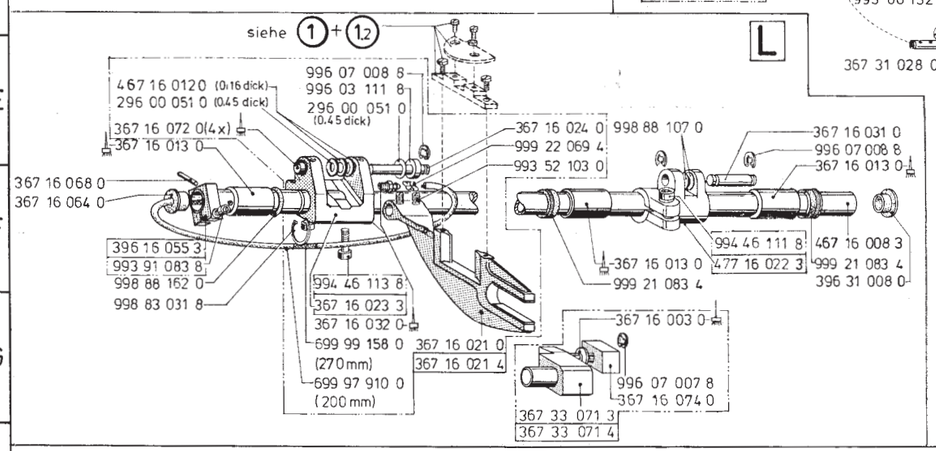

M

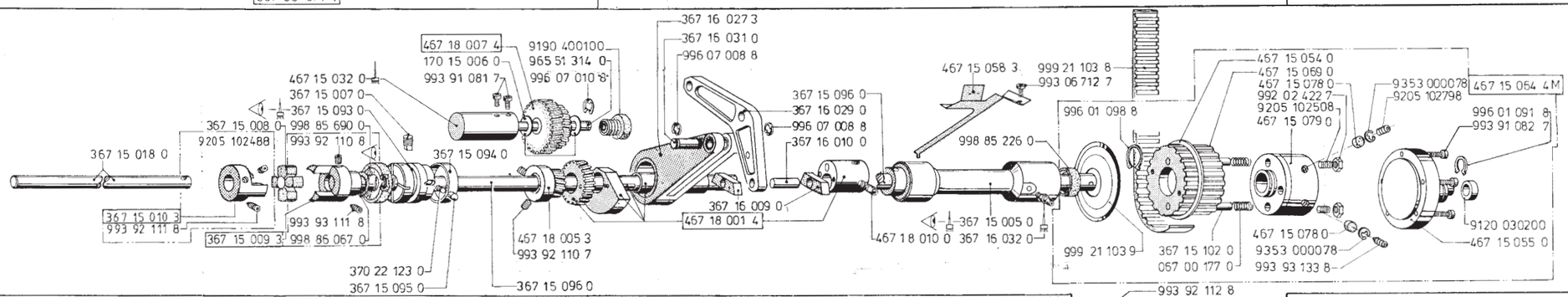

N

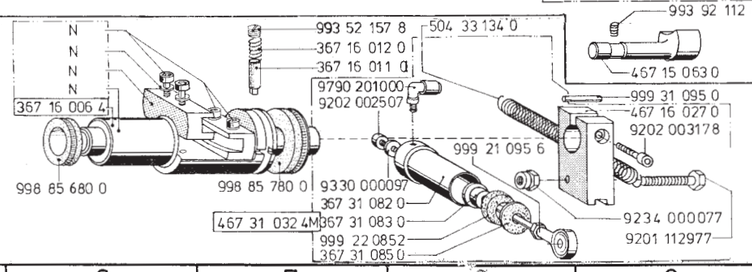

Printed in West - Germany · Änderungen vorbehalten · TL 805-111 · 2/ 6.1998

5.4

H

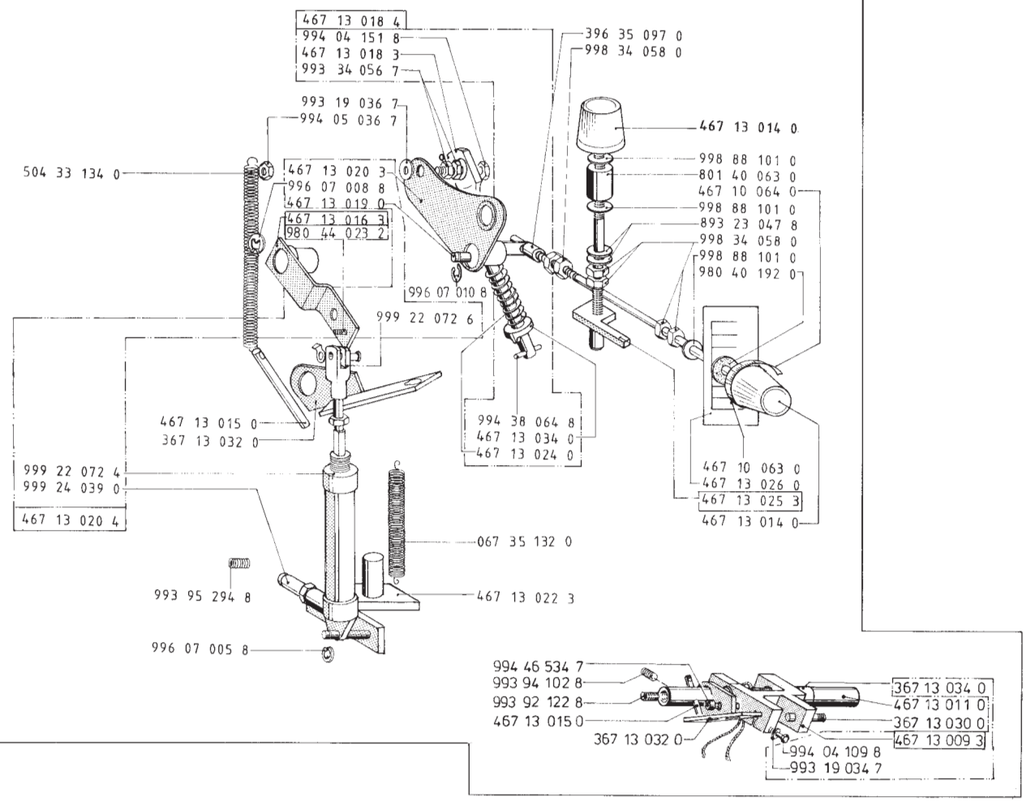

Printed in West - Germany . Änderungen vorbehalten. Tl. 805 - 111 6. 1998

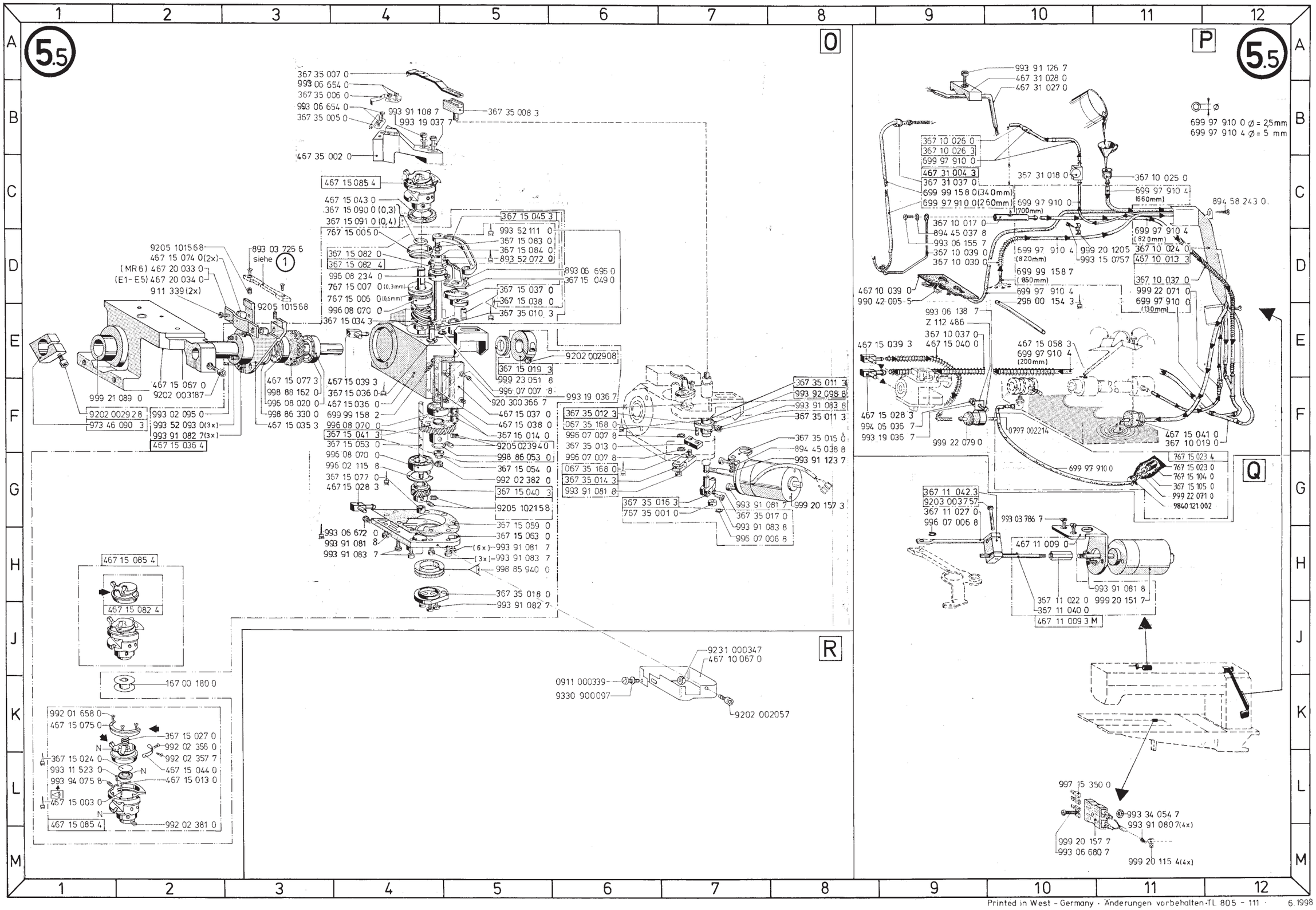

Printed in West - Germany · Änderungen vorbehalten · TL 805 - 111 · 6.1998

5.6 + 5.7 = 805 43 753 4

Naehstation

(für 805-111...)

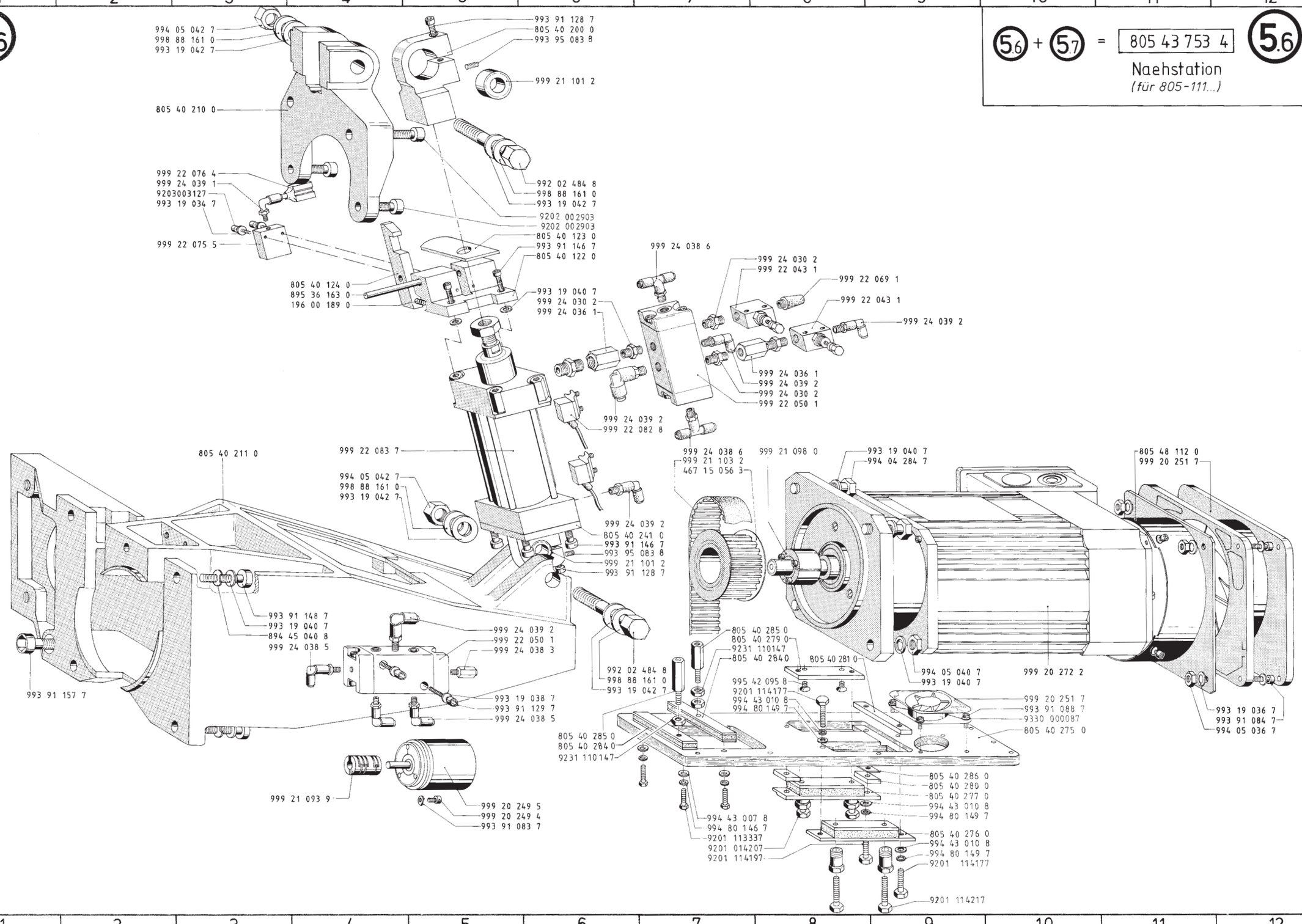

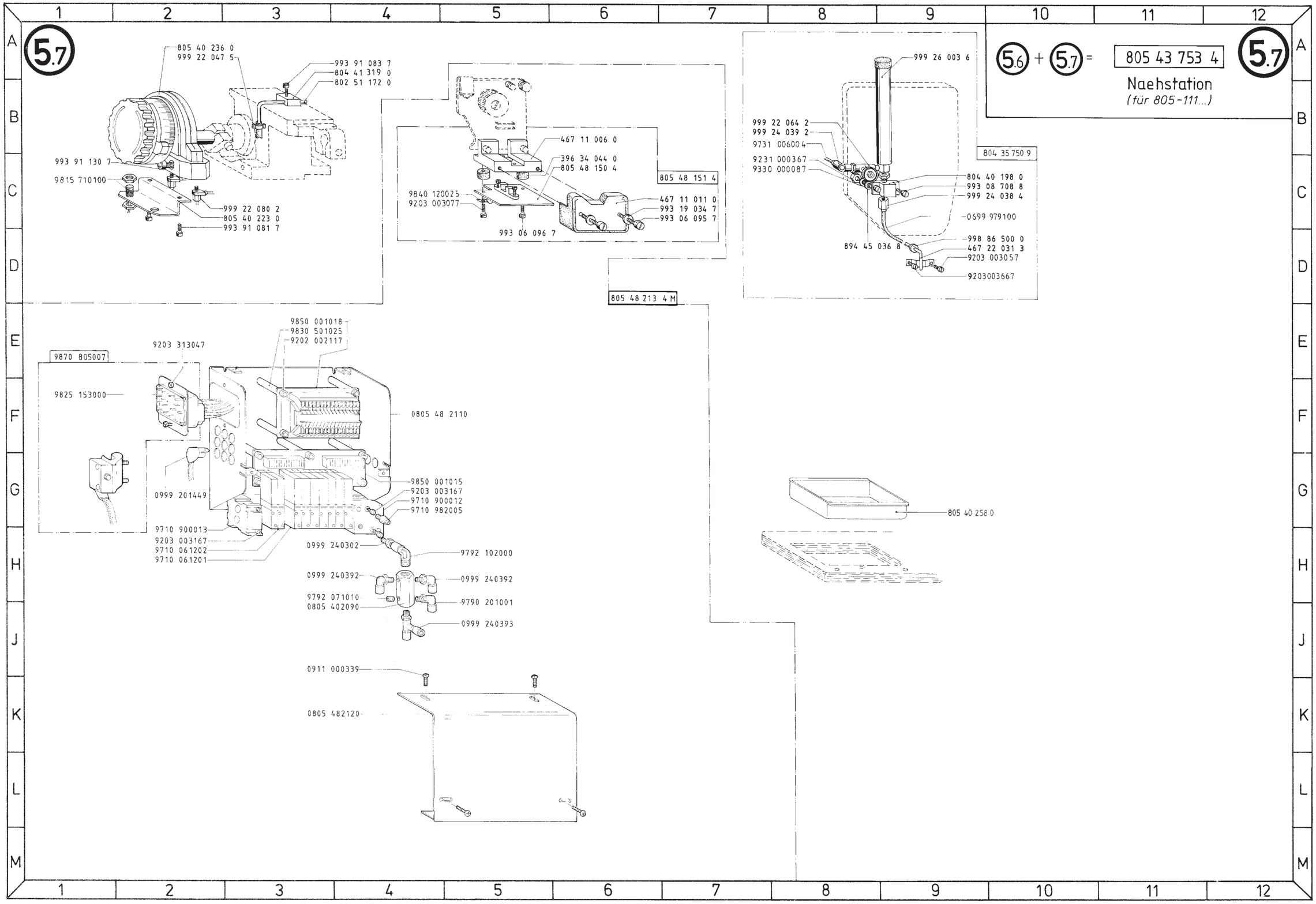
5.7
805 40 236 0
999 22 047 5
993 91 083 7
804 41 319 0
802 51 172 0
993 91 130 7
9815 710100
999 22 080 2
805 40 223 0
993 91 081 7
467 11 006 0
396 34 044 0
805 48 150 4
805 48 151 4
9840 120025
9203 003077
467 11 011 0
993 19 034 7
993 06 095 7
993 06 096 7
805 48 213 4 M
999 26 003 6
999 22 064 2
999 24 039 2
9731 006004
9231 000367
9330 000087
804 35 750 9
804 40 198 0
993 08 708 8
999 24 038 4
0699 979100
998 86 500 0
467 22 031 3
9203 003057
9203003667
894 45 036 8
9850 001018
9830 501025
9202 002117
9203 313047
9870 805007
9825 153000
0805 48 2110
0999 201449
9850 001015
9203 003167
9710 900012
9710 982005
9710 900013
9203 003167
9710 061202
9710 061201
0999 240302
9792 102000
0999 240392
0999 240392
9792 071010
0805 402090
9790 201001
0999 240393
0911 000339
0805 482120
805 40 258 0
5.6 + 5.7 = 805 43 753 4
Naehstation
(für 805-111...)
5.7

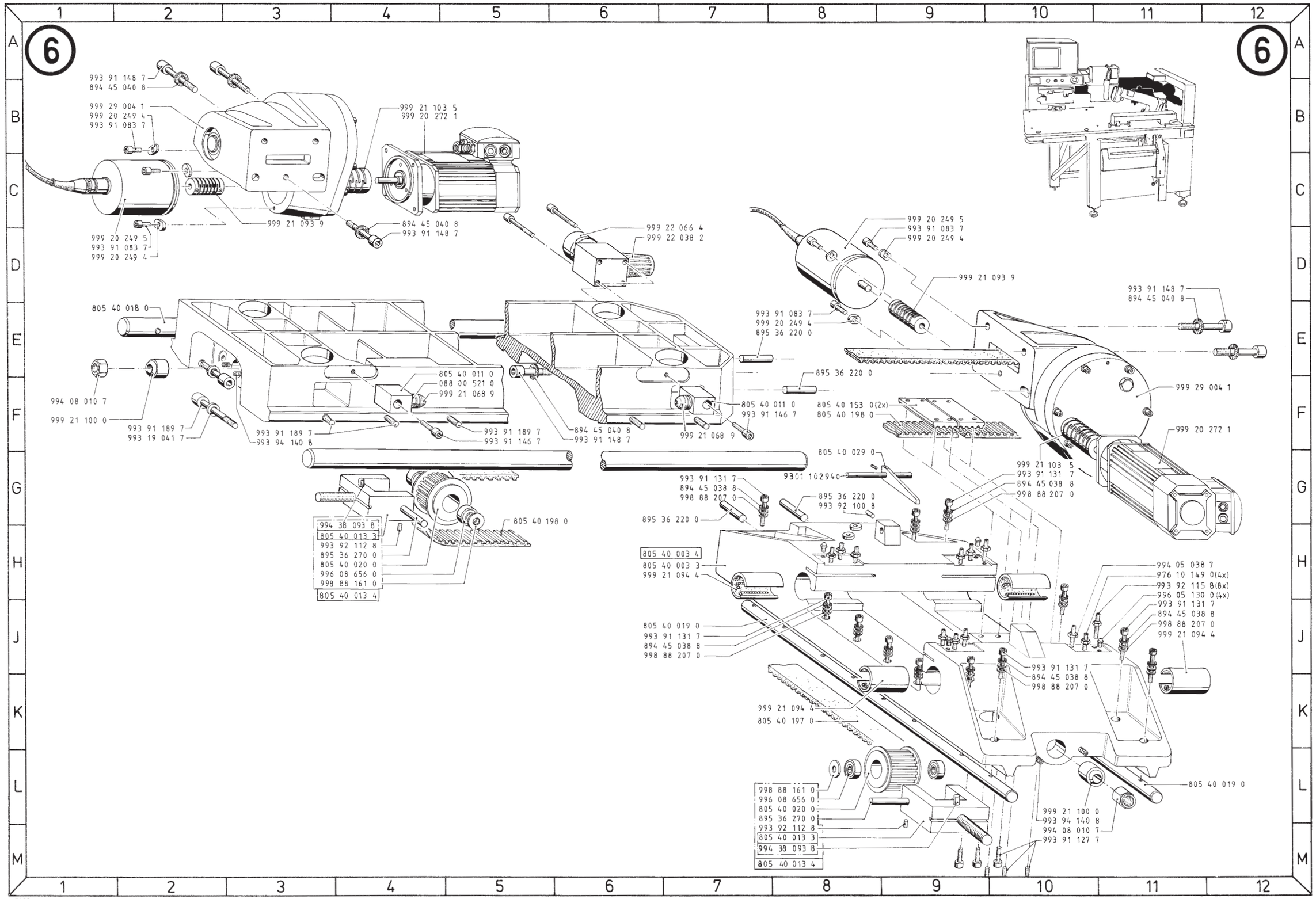
6
993 91 148 7
894 45 040 8
999 29 004 1
999 20 249 4
993 91 083 7
999 21 103 5
999 20 272 1
999 21 093 9
894 45 040 8
993 91 148 7
999 20 249 5
993 91 083 7
999 20 249 4
999 22 066 4
999 22 038 2
805 40 018 0
994 08 010 7
999 21 100 0
993 91 189 7
993 19 041 7
993 91 189 7
993 94 140 8
805 40 011 0
088 00 521 0
999 21 068 9
993 91 189 7
993 91 146 7
894 45 040 8
993 91 148 7
999 21 068 9
805 40 011 0
993 91 146 7
895 36 220 0
993 91 083 7
999 20 249 4
895 36 220 0
999 20 249 5
993 91 083 7
999 20 249 4
999 21 093 9
993 91 148 7
894 45 040 8
999 29 004 1
805 40 153 0(2x)
805 40 198 0
999 20 272 1
805 40 029 0
9301 102940
999 21 103 5
993 91 131 7
894 45 038 8
998 88 207 0
993 91 131 7
894 45 038 8
998 88 207 0
895 36 220 0
993 92 100 8
895 36 220 0
805 40 198 0
994 38 093 8
805 40 013 3
993 92 112 8
895 36 270 0
805 40 020 0
996 08 656 0
998 88 161 0
805 40 013 4
805 40 003 4
805 40 003 3
999 21 094 4
805 40 019 0
993 91 131 7
894 45 038 8
998 88 207 0
994 05 038 7
976 10 149 0(4x)
993 92 115 8(8x)
996 05 130 0(4x)
993 91 131 7
894 45 038 8
998 88 207 0
999 21 094 4
993 91 131 7
894 45 038 8
998 88 207 0
999 21 094 4
805 40 197 0
805 40 019 0
998 88 161 0
996 08 656 0
805 40 020 0
895 36 270 0
993 92 112 8
805 40 013 3
994 38 093 8
805 40 013 4
999 21 100 0
993 94 140 8
994 08 010 7
993 91 127 7

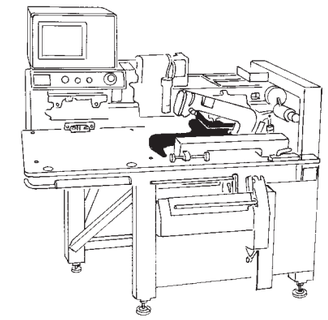

805 40 016 0
805 40 197 0
999 20 239 0
993 91 102 8
993 19 037 7
805 40 029 0
9301 102940
999 21 089 0
999 21 096 5
805 40 108 0
999 21 096 5
994 05 037 7
993 92 104 8
994 38 069 8
993 92 111 8
993 92 104 8
993 92 100 8
994 05 037 7
994 38 069 8
805 40 004 0
805 40 023 0
993 91 144 7
994 05 037 7
993 92 104 8
994 38 069 8
805 40 023 0
993 91 144 7
994 05 037 7
993 92 104 8
994 38 069 8
993 91 127 7
999 21 096 5
805 40 024 0
973 45 229 0
992 01 538 0
993 06 144 7
999 24 038 5
999 21 096 5
999 21 089 0
805 40 030 0
993 91 106 7
993 19 037 7
993 92 100 8
9202 002957
973 46 090 3
9202 002928
805 40 197 0
994 05 036 7
995 14 019 7
999 22 067 5
805 40 155 0
805 40 169 0
994 04 214 8
805 40 377 0
999 24 038 5
993 06 145 7
994 05 036 7
993 06 148 7
805 40 109 0
805 40 105 0
999 21 083 0
998 91 017 8
973 46 090 3
9202 002928
994 05 038 7
805 40 169 0
993 34 059 7
805 40 005 3
993 91 109 8
993 91 109 8
999 20 272 5
993 03 135 7
993 03 135 7
994 46 111 7
993 34 056 7
998 34 060 7
999 20 239 0
993 91 085 7
805 40 165 0
993 91 085 7
805 40 165 0
805 40 187 0
805 40 189 0
999 20 239 0
805 48 021 0
805 48 021 0
801 41 128 0
805 40 160 0
994 80 144 7
993 91 080 7
805 40 188 0
805 40 110 0
999 21 095 0
993 34 058 7
993 91 080 7
994 80 144 7
805 40 111 0
805 40 111 0
805 40 110 0

805 402464
(Transferstop)

993 087018 (6x)
9330 000088 (6x)
805 402450
0793 000547
805 402440
798 481239
993 087008
805 402540
805 402420
0798 481236
550 481380
9330 000088
9202 002077
9203 004057
992 024808
9203 003057
9330 000067
805 402430
9202 002077
9840 12 0026
0798 423106
9840 304003

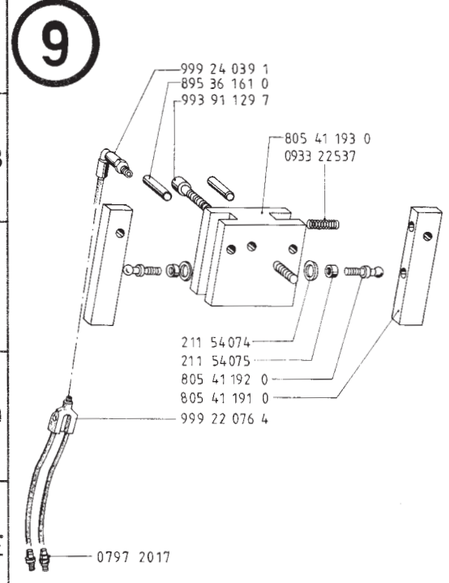
999 24 039 1
895 36 161 0
993 91 129 7
805 41 193 0
0933 22537
211 54074
211 54075
805 41 192 0
805 41 191 0
999 22 076 4
0797 2017

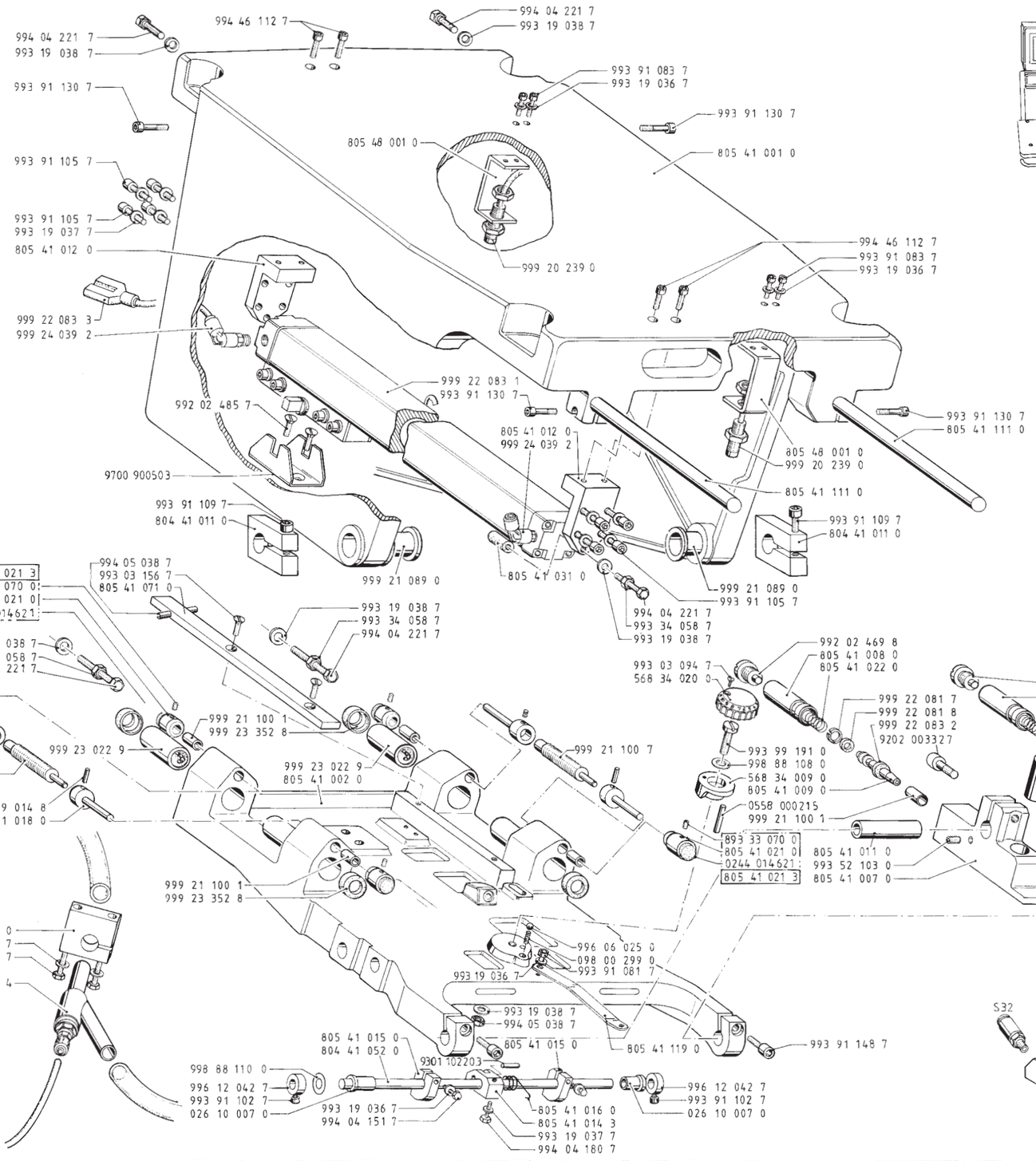
994 46 112 7
994 04 221 7
993 19 038 7
994 04 221 7
993 19 038 7
993 91 083 7
993 19 036 7
993 91 130 7
805 48 001 0
805 41 001 0
993 91 105 7
993 91 105 7
993 19 037 7
805 41 012 0
999 20 239 0
994 46 112 7
993 91 083 7
993 19 036 7
999 22 083 3
999 24 039 2
999 22 083 1
993 91 130 7
992 02 485 7
805 41 012 0
999 24 039 2
993 91 130 7
805 41 111 0
805 48 001 0
999 20 239 0
9700 900503
805 41 111 0
993 91 109 7
804 41 011 0
993 91 109 7
804 41 011 0
999 21 089 0
805 41 031 0
999 21 089 0
993 91 105 7
994 04 221 7
993 34 058 7
993 19 038 7
805 41 021 3
893 33 070 0
805 41 021 0
0244 014621
994 05 038 7
993 03 156 7
805 41 071 0
993 19 038 7
993 34 058 7
994 04 221 7
993 19 038 7
993 34 058 7
994 04 221 7
893 33 070 0
999 21 100 1
999 23 352 8
999 23 022 9
999 21 100 7
805 41 017 0
999 21 100 7
999 23 022 9
805 41 002 0
995 19 014 8
805 41 018 0
999 21 100 1
999 23 352 8
993 03 094 7
568 34 020 0
992 02 469 8
805 41 008 0
805 41 022 0
999 22 081 7
999 22 081 8
999 22 083 2
9202 003327
993 99 191 0
998 88 108 0
568 34 009 0
805 41 009 0
0558 000215
999 21 100 1
893 33 070 0
805 41 021 0
0244 014621
805 41 021 3
805 41 011 0
993 52 103 0
805 41 007 0
992 02 469 8
805 41 008 0
805 41 022 0
999 22 081 7
999 22 081 8
805 41 009 0
999 22 083 2
999 21 100 1
805 41 007 0
805 41 029 0
999 24 039 1
805 41 011 0
993 52 103 0
805 41 120 0
993 19 038 7
993 91 133 7
805 40 206 4
996 06 025 0
098 00 299 0
993 91 081 7
993 19 036 7
993 19 038 7
994 05 038 7
805 41 015 0
804 41 052 0
805 41 015 0
805 41 119 0
993 91 148 7
998 88 110 0
996 12 042 7
993 91 102 7
026 10 007 0
9301 102203
993 19 036 7
994 04 151 7
805 41 016 0
805 41 014 3
993 19 037 7
994 04 180 7
996 12 042 7
993 91 102 7
026 10 007 0
S35
S32
S34
S36
S33
999 21 092 5
999 24 038 3(5x)
805 41 030 0
998 86 500 0(5x)
998 88 205 0

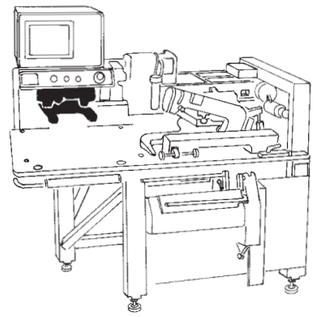

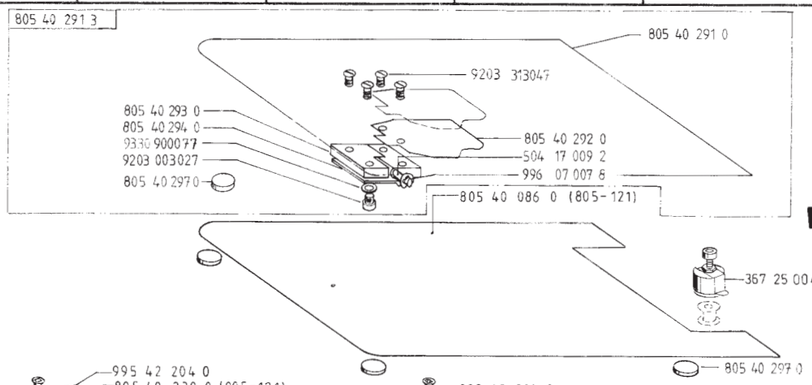
805 40 291 3
805 40 291 0
9203 313047
805 40 293 0
805 40 294 0
9330 900077
9203 003027
805 40 297 0
805 40 292 0
504 17 009 2
996 07 007 6
805 40 086 0 (805-121)
367 25 004 4
805 40 297 0

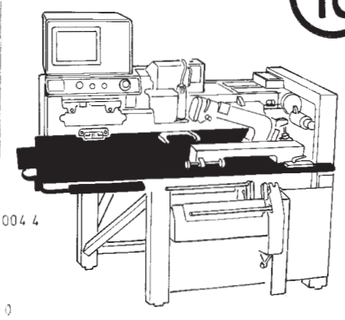

10

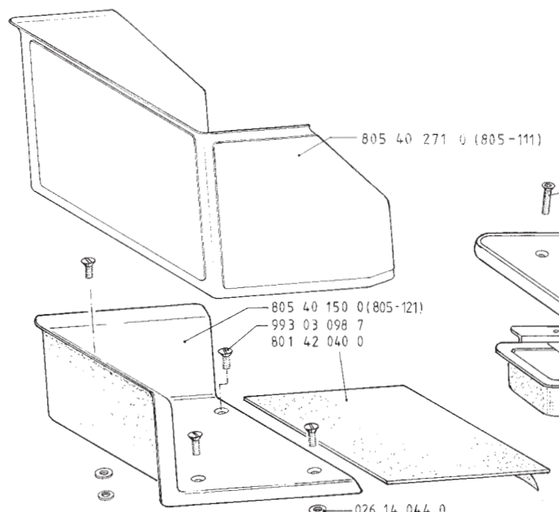
805 40 271 0 (805-111)
805 40 150 0 (805-121)
993 03 098 7
801 42 040 0
026 14 044 0
994 80 144 7
805 40 152 3
993 19 034 7
894 45 034 8
994 05 034 7
993 91 124 7
993 19 038 7

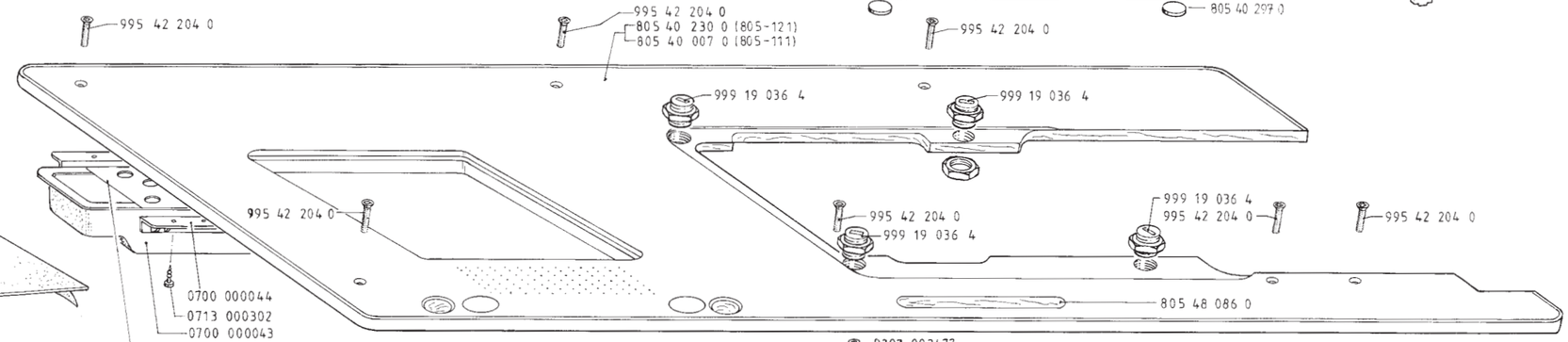
995 42 204 0
995 42 204 0
805 40 230 0 (805-121)
805 40 007 0 (805-111)
995 42 204 0
999 19 036 4
999 19 036 4
995 42 204 0
999 19 036 4
995 42 204 0
999 19 036 4
995 42 204 0
805 48 086 0
0700 000044
0713 000302
0700 000043
0700 000045

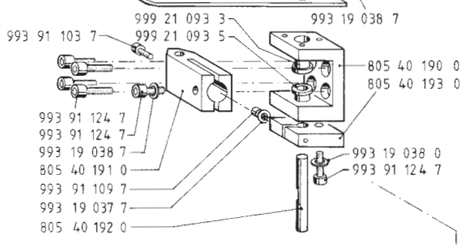
999 21 093 3
999 21 093 5
993 91 103 7
805 40 190 0
805 40 193 0
993 91 124 7
993 91 124 7
993 19 038 7
805 40 191 0
993 91 109 7
993 19 037 7
805 40 192 0
993 19 038 0
993 91 124 7

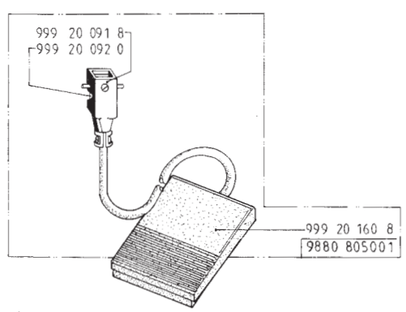
999 20 091 8
999 20 092 0
999 20 160 8
9880 805001

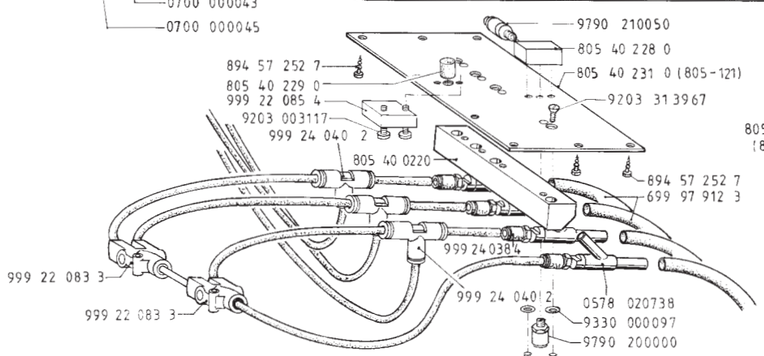
9790 210050
805 40 228 0
894 57 252 7
805 40 231 0 (805-121)
805 40 229 0
999 22 085 4
9203 313967
9203 003117
999 24 040 2
805 40 0220
894 57 252 7
699 97 912 3
999 24 038 4
999 22 083 3
999 24 040 2
0578 020738
9330 000097
9790 200000
999 22 083 3
9203 003967

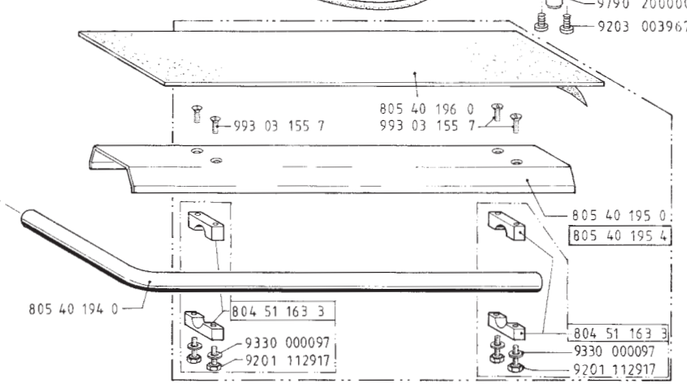
993 03 155 7
805 40 196 0
993 03 155 7
805 40 195 0
805 40 195 4
805 40 194 0
804 51 163 3
9330 000097
9201 112917
804 51 163 3
9330 000097
9201 112917

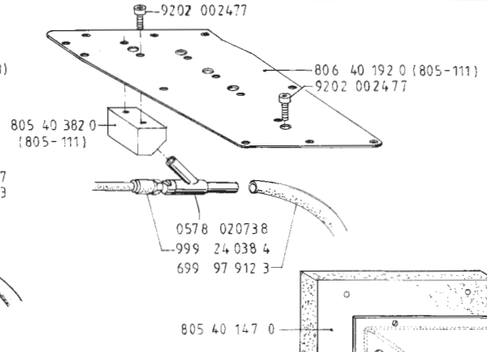
9202 002477
806 40 192 0 (805-111)
9202 002477
805 40 382 0
(805-111)
0578 020738
999 24 038 4
699 97 912 3

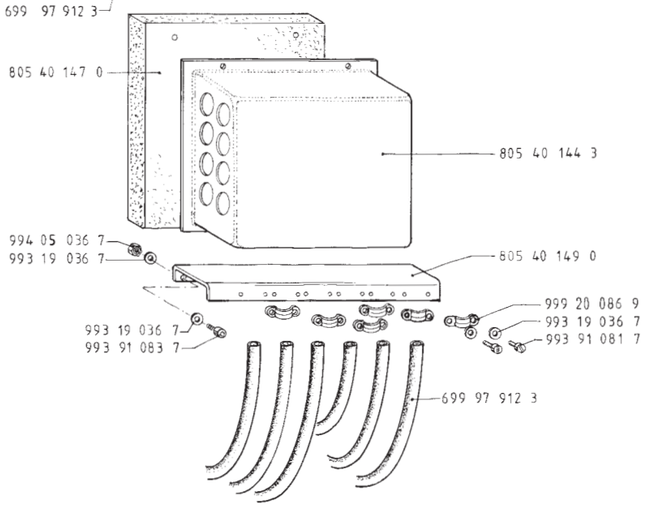
805 40 147 0
805 40 144 3
994 05 036 7
993 19 036 7
805 40 149 0
999 20 086 9
993 19 036 7
993 91 081 7
993 19 036 7
993 91 083 7
699 97 912 3

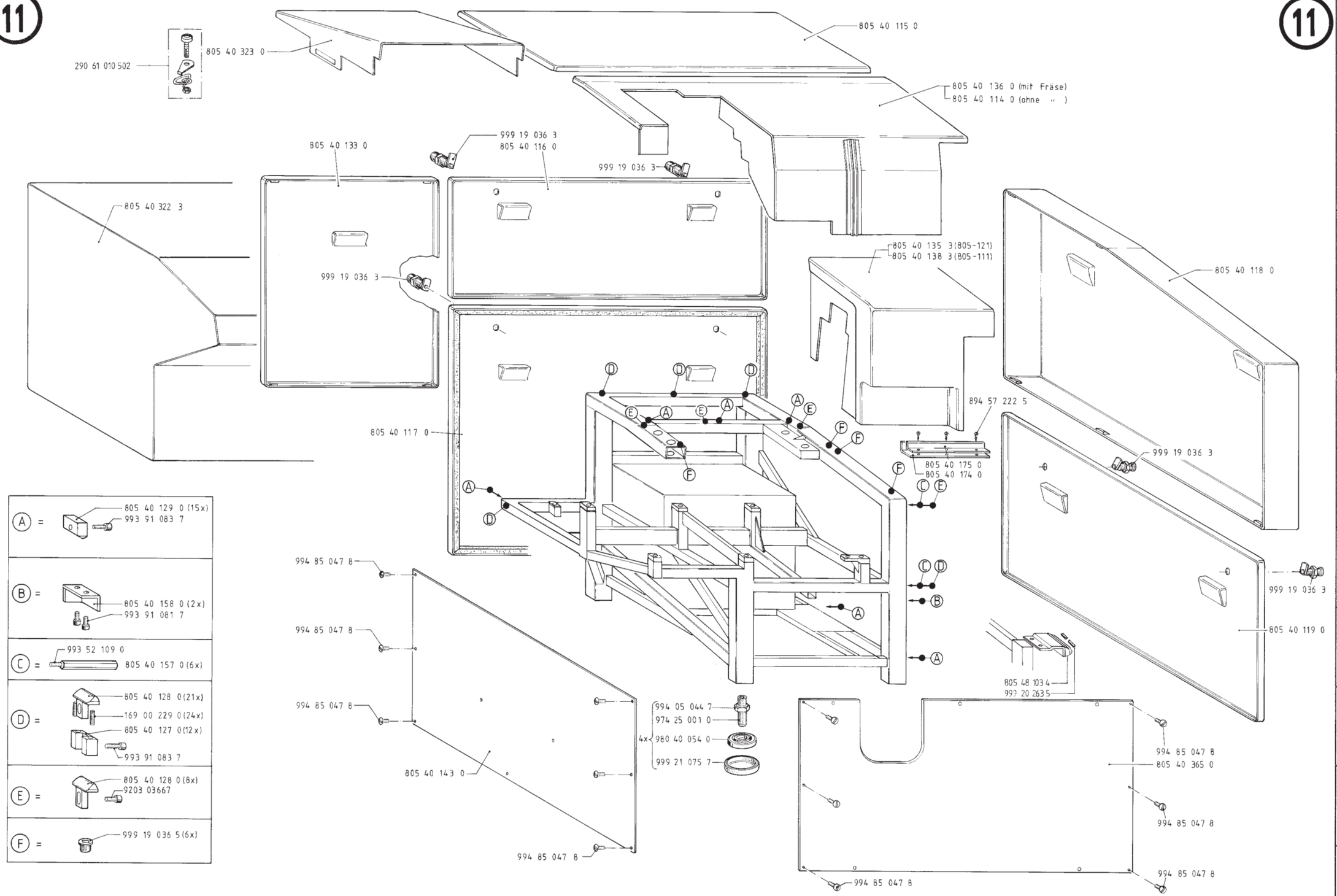
290 61 010 502
805 40 323 0
805 40 115 0
805 40 136 0 (mit Fräse)
805 40 114 0 (ohne ")
805 40 133 0
999 19 036 3
805 40 116 0
999 19 036 3
805 40 322 3
999 19 036 3
805 40 135 3(805-121)
805 40 138 3(805-111)
805 40 118 0
805 40 117 0
894 57 222 5
805 40 175 0
805 40 174 0
999 19 036 3
999 19 036 3
805 40 119 0
994 85 047 8
994 85 047 8
994 85 047 8
805 40 143 0
994 85 047 8
994 05 044 7
974 25 001 0
4x 980 40 054 0
999 21 075 7
805 48 103 4
999 20 263 5
994 85 047 8
805 40 365 0
994 85 047 8
994 85 047 8
994 85 047 8
A = 805 40 129 0 (15x), 993 91 083 7
B = 805 40 158 0 (2x), 993 91 081 7
C = 993 52 109 0, 805 40 157 0 (6x)
D = 805 40 128 0 (21x), 169 00 229 0 (24x), 805 40 127 0 (12x), 993 91 083 7
E = 805 40 128 0 (8x), 9203 03667
F = 999 19 036 5 (6x)

805 42 751 9

(Ausroller)

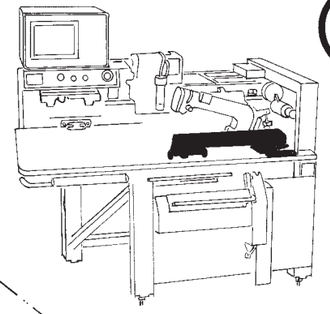

805 42 042 4
993 91 178 7
993 19 041 7
999 20 216 1
999 20 216 3
999 20 215 9
999 24 039 1
999 22 079 7
999 24 038 8
993 03 094 7
999 20 216 2
999 20 216 1
805 42 020 0
993 91 106 7
993 95 083 8
993 52 105 0
999 23 057 3
993 08 701 8
805 42 028 0
805 42 059 0
993 03 095 7
999 20 243 2
993 91 084 7
999 24 039 4
699 97 940 0
999 22 080 2
999 24 039 1
999 22 080 0
999 20 216 4
993 91 080 7
993 06 092 7
296 24 013 3
170 15 032 2
805 42 024 0
999 22 065 4
997 15 350 0
999 24 038 5
999 22 082 0
999 24 026 9
999 20 162 1
993 91 081 7
999 20 160 0
805 42 029 0
993 30 038 7
805 42 058 0
999 22 067 7
999 22 077 0
973 46 102 0
999 24 039 1(2x)
805 42 030 0
993 03 156 7
805 42 022 0
999 23 057 3
998 88 110 0
805 42 062 0
805 42 063 0
996 61 120 0
998 88 110 0
996 12 042 7
993 95 092 7
999 23 057 3
993 33 093 0
805 42 035 0
805 42 025 0
999 20 249 3
993 91 086 7
805 42 060 0
805 42 063 0
805 42 062 0
993 95 081 8
993 95 081 8
467 34 035 3
170 15 018 0
467 34 035 3
998 88 210 0

Printed in West-Germany · -Bielefeld · Änderungen vorbehalten · TL.805 /1/ 1.1991

805 42 752 9

(Ausroller, vor)

12.1

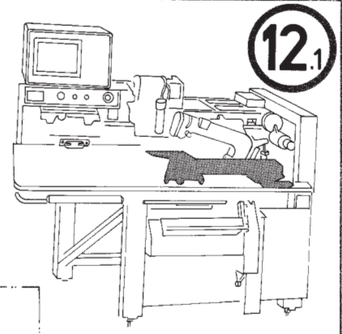

805 42 061 0
993 03 135 7
993 03 135 7
999 24 039 1
999 24 038 8
999 22 079 7
999 20 216 3
999 20 215 9
999 20 216 1
999 20 215 9
993 03 094 7
999 20 216 2
999 20 216 1
805 42 041 4
993 91 178 7
993 19 041 7
993 52 105 0
999 24 039 0
993 95 083 8
993 91 106 7
993 52 105 0
999 24 039 1
999 23 057 3
993 08 701 8
805 42 028 0
805 42 021 0
993 03 095 7
999 20 243 2
805 42 059 0
993 06 092 7
296 24 013 3
170 15 032 2
993 91 084 7
993 30 038 7
805 42 039 0
999 22 080 2
999 24 038 8
895 36 594 0
805 42 029 0
999 24 039 4
699 97 940 0
805 42 024 0
805 42 048 0
999 24 039 0
999 22 066 5
999 22 067 7
999 24 036 5
999 24 036 5
999 24 039 0
997 15 350 0
999 20 160 0
993 91 084 7
993 06 092 7
296 24 013 3
170 15 032 2
999 22 080 2
999 22 080 0
699 97 940 0
999 24 038 5
999 24 039 1
999 20 216 4
993 91 080 7
805 42 024 0
993 30 038 7
999 22 065 4
999 22 077 0
999 22 067 7
973 46 102 0
999 22 080 0
999 24 038 7
999 22 082 0
999 24 026 9
805 42 030 0
999 20 162 1
993 03 156 7
999 24 026 9
993 03 156 7
805 42 062 0
805 42 063 0
999 23 057 3
805 42 023 0
467 34 035 3
999 23 057 3
998 88 110 0
996 12 042 7
805 42 045 0
805 42 060 0
805 42 063 0
805 42 062 0
993 95 081 8
993 95 092 7
999 21 100 4
993 03 135 7
805 42 031 0
999 23 057 3
993 19 036 7
993 91 081 7
999 20 239 0
996 61 120 0
999 23 057 3
998 88 110 0
996 61 120 0
467 34 035 3
170 15 018 0
999 23 057 3
998 88 110 0
996 12 042 7
993 95 092 7
467 34 035 3
998 88 210 0
993 95 092 7
805 42 025 0
993 33 093 0
805 42 035 0
993 91 086 7
999 20 249 3
998 88 110 0
805 42 060 0
805 42 063 0
805 42 062 0
993 95 081 8
805 42 063 0
805 42 062 0
993 95 081 8
805 42 022 0
999 23 057 3
467 34 035 3
998 88 210 0
996 12 042 7
993 95 092 7
998 88 110 0
999 23 057 3

805 41 762 9

Etiketteneinleger

12.2

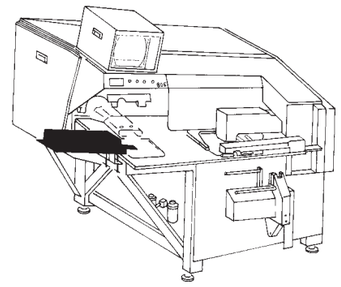

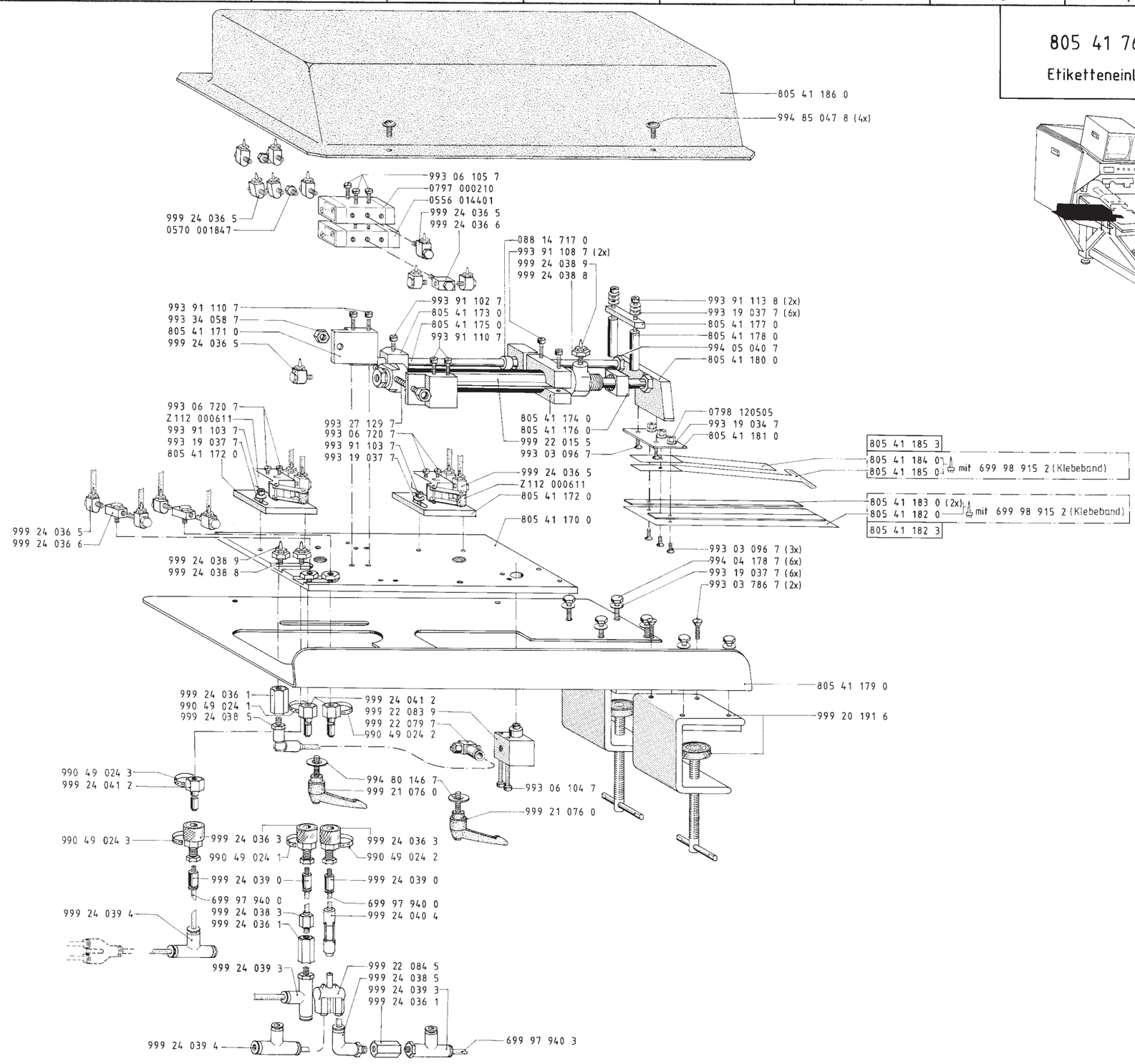

805 42 040 4 M
Stapler

13

993 91 148 7
805 42 011 0
999 21 100 8
9231 110057
805 42 010 0
9202 003317
999 21 080 3
993 91 128 7
805 42 006 0
998 88 061 0
9202 002907
998 88 061 0
993 52 076 7
805 42 054 0
993 91 135 7
994 05 038 7
999 22 080 2
993 91 148 7
999 21 080 3
9710 920012
9792 001030
9700 200840
973 46 102 0
999 22 065 4
973 46 102 0
999 22 065 4
805 42 009 3
0002 008323 5600
805 42 013 0
993 91 126 7
805 42 008 0
998 88 061 0
998 88 061 0
9710 920012
9792 001030
993 91 126 7
9710 920012
805 42 012 0
999 21 079 6
999 21 079 6
805 42 007 0
993 52 076 7
805 42 045 0
805 42 001 3
993 03 834 7
805 42 003 0
994 46 122 7
993 91 151 8
9202 002517
993 03 834 7
805 42 002 0
9330 000127
9231 110137
999 21 089 0
996 07 015 8
805 42 009 0
993 19 040 7
994 05 040 7
9330 000127
9231 110137
805 42 005 0
999 21 079 6
996 07 015 8
999 21 089 0
994 05 040 7
993 19 040 7
805 53 023 0
999 22 075 0
9205 102798
999 21 080 4
993 91 181 7
993 03 810 7
999 22 076 1
999 24 038 8
999 22 080 2
999 22 080 2
9231 000407
9330 000137
805 42 053 0
993 91 124 7
805 42 018 0
805 42 036 0
805 42 034 0
993 91 080 7
993 91 148 7
805 42 017 0
993 91 124 7
805 42 036 0
805 42 034 0
805 42 017 0
9202 003307
805 42 034 0
9330 000127
9202 002057
9202 003307
993 91 083 7
994 80 144 7
805 42 037 3
999 20 216 1
993 03 155 7
999 20 216 2
993 03 092 7
805 48 028 0
999 24 040 5
995 14 019 7
805 42 052 0
9202 002517
699 97 940 3
805 48 029 4M
999 20 157 7
999 20 160 0
999 20 096 9
999 22 070 3
805 48 027 0
995 14 019 7
999 24 039 2
999 24 039 3
999 24 038 5
699 97 940 0
997 15 350 0
993 06 096 7
999 22 070 6
999 24 026 9
999 22 070 8
999 24 026 9
999 22 070 3
993 91 148 7
993 91 081 7
993 19 036 7
994 05 036 7
993 03 138 7

Printed in West-Germany · -Bielefeld · Änderungen vorbehalten · TL.805 8.1998

14

UMBUGSATZ 805 92 990 1

805 F10.../15..

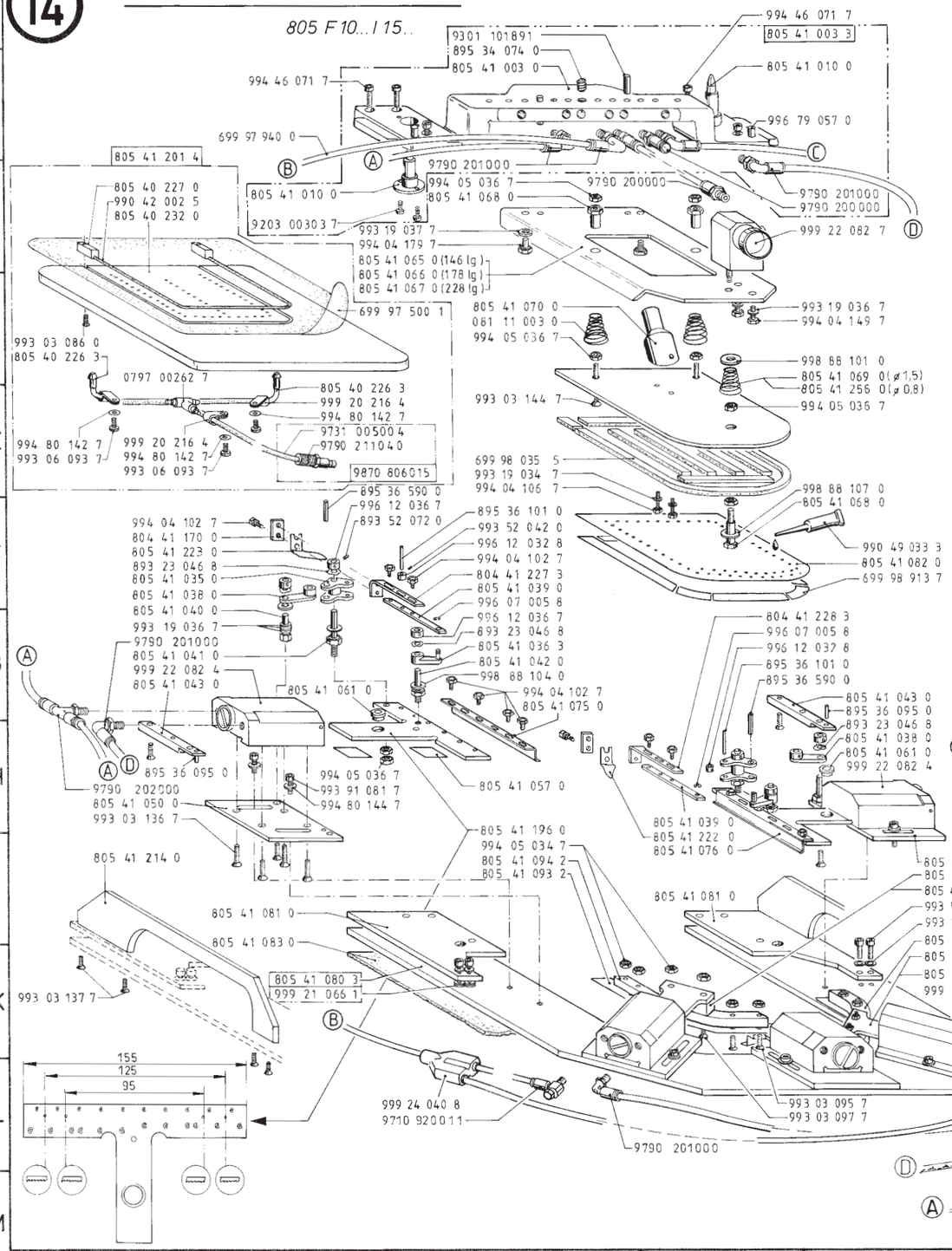

805 92 991 1

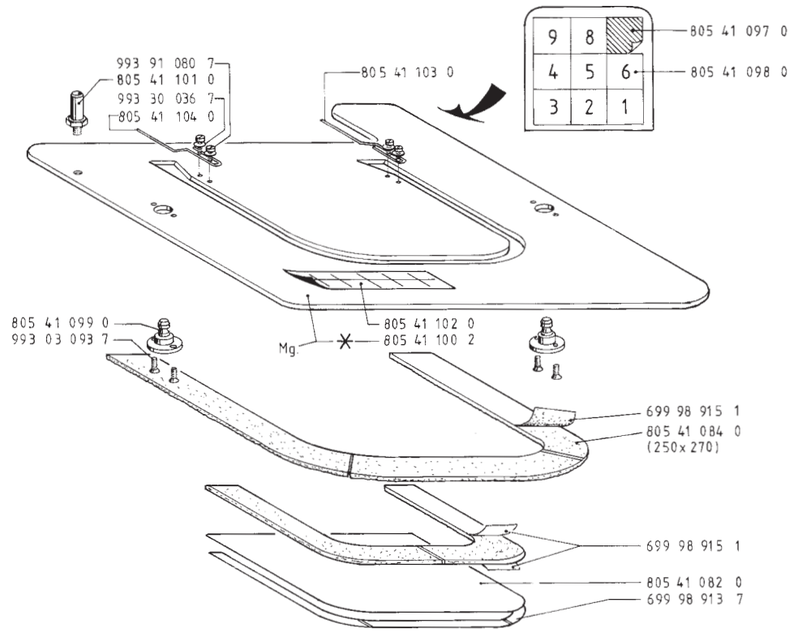

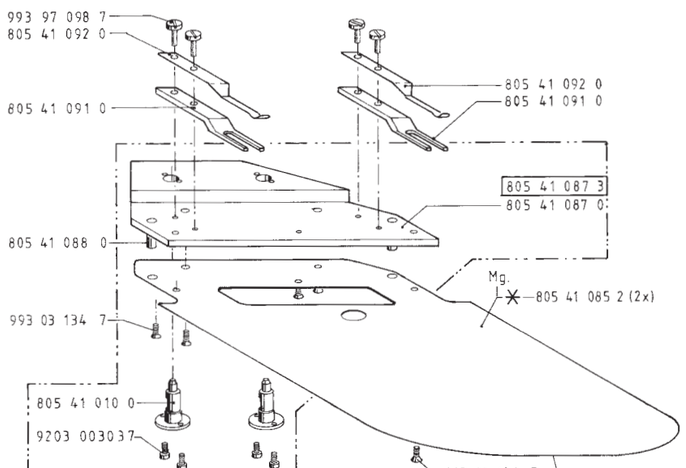

15 UMBUGSATZ 805 92 990 2

805 F20...I25..

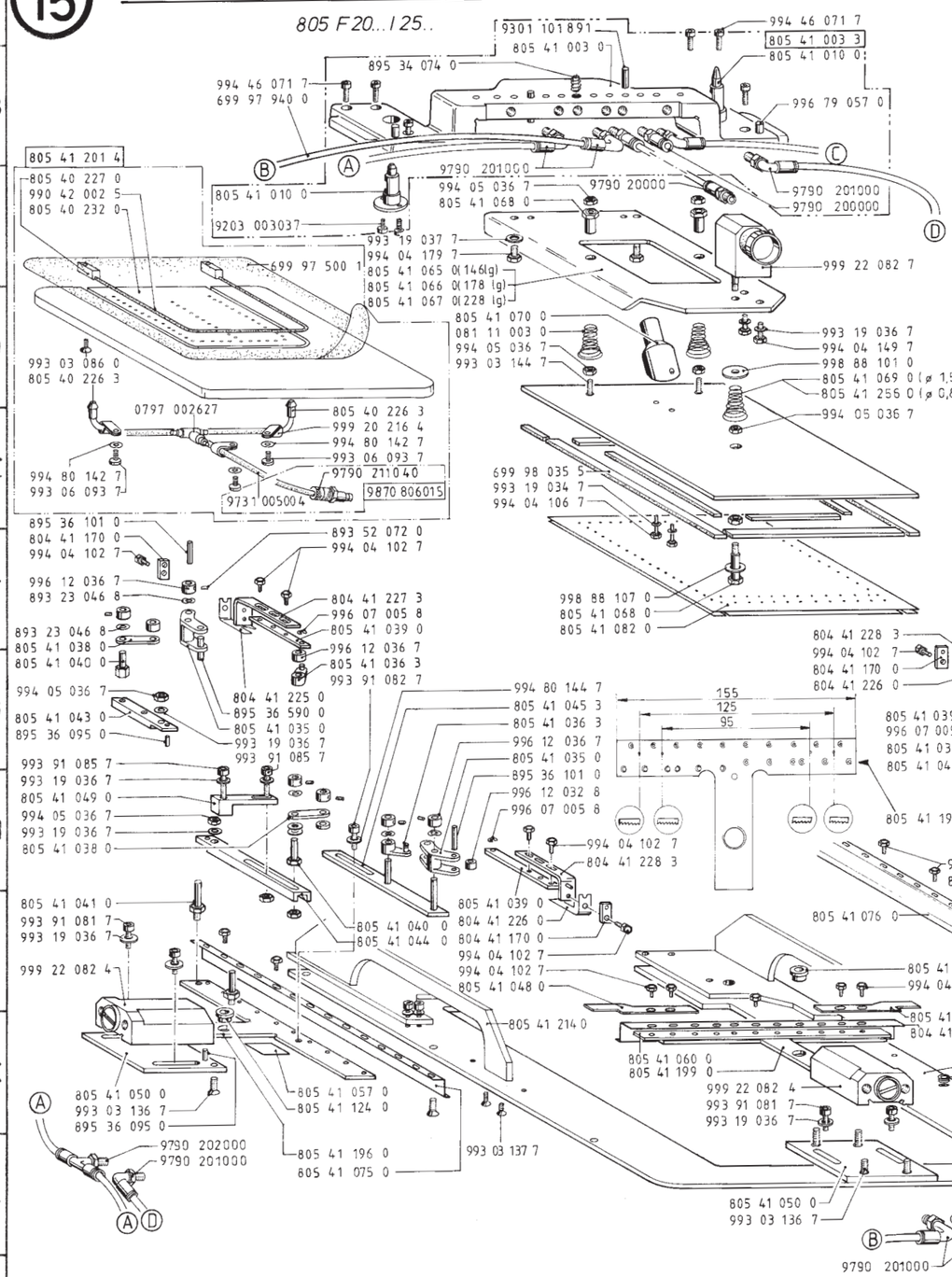

805 92 991 1

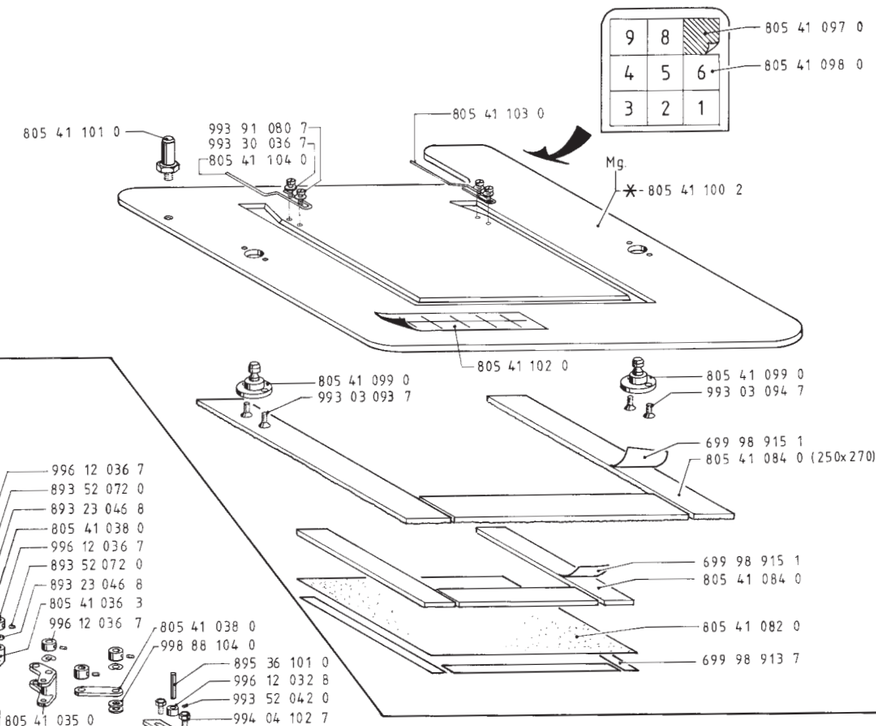

Printed in West-Germany · -Bielefeld · Änderungen vorbehalten · TL.805-121

16 UMBUGSATZ 805 92 990 3

805 F30... I 35..

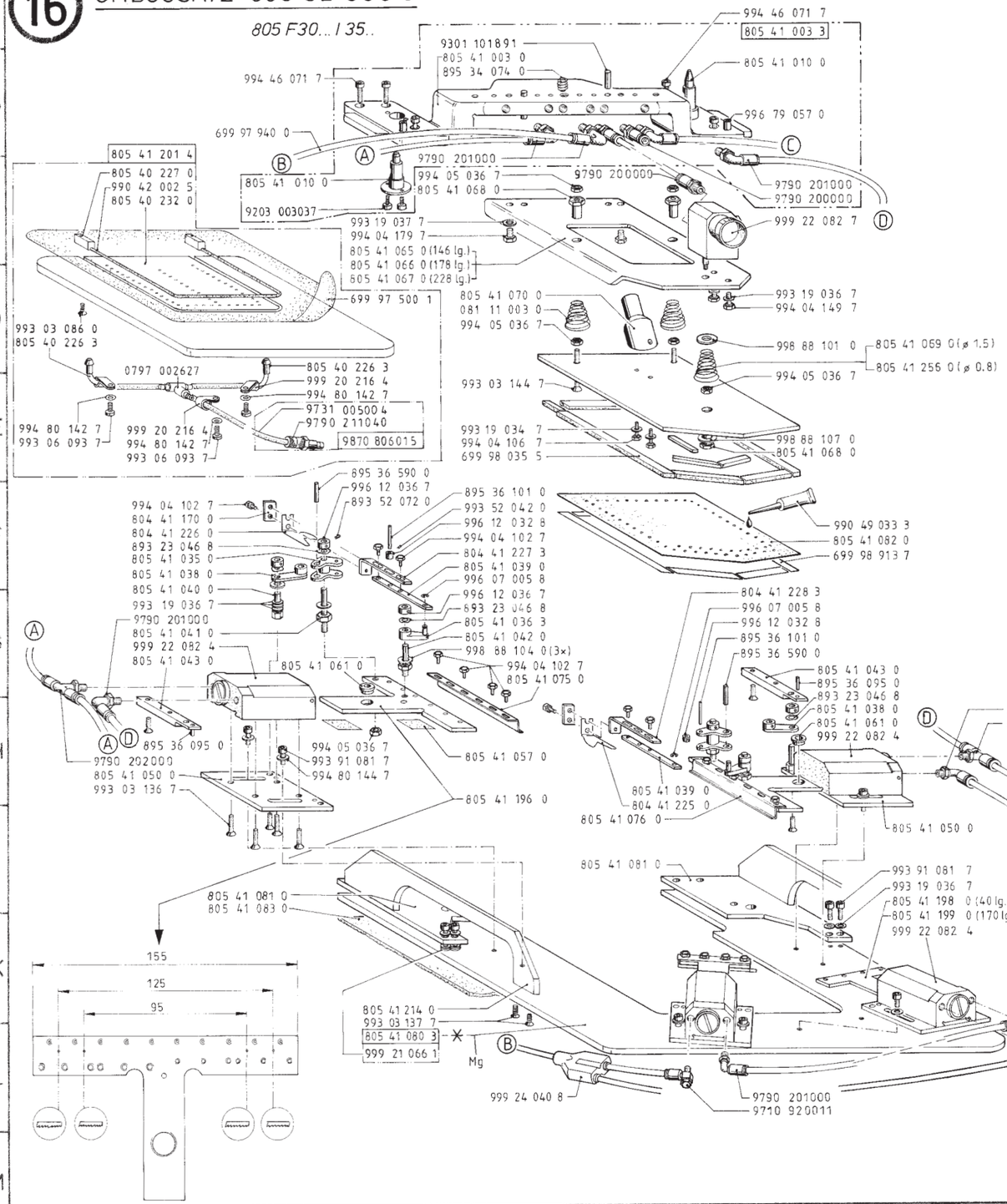

✳ = Halbfertigteile Nr.

805 92 991 1

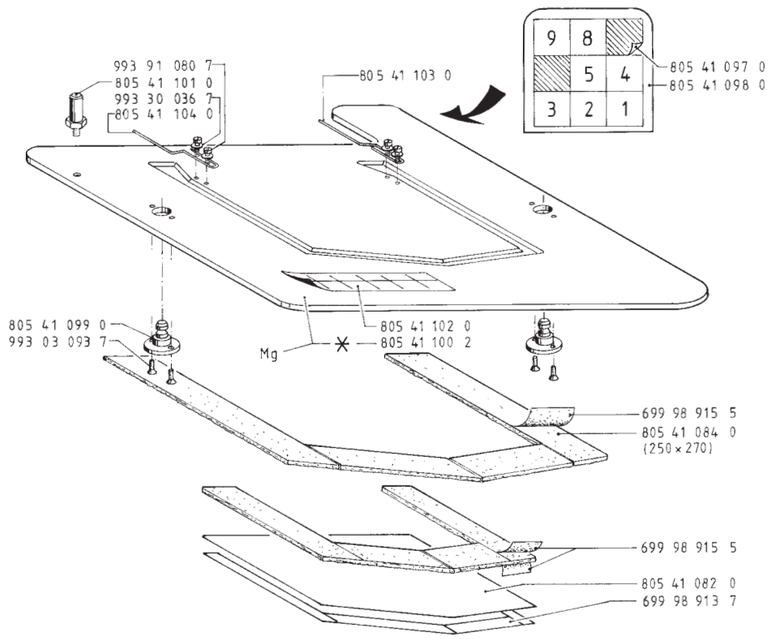

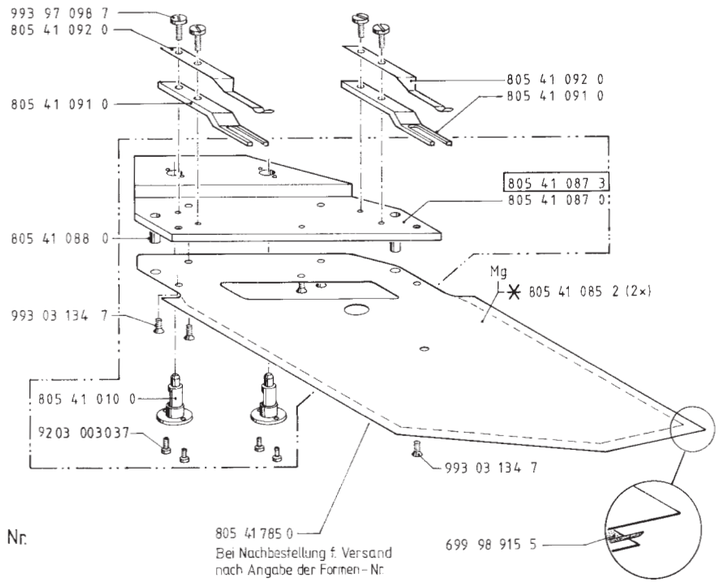

17

UMBUGSATZ 805 92 990 4

805 F 40...I 45..

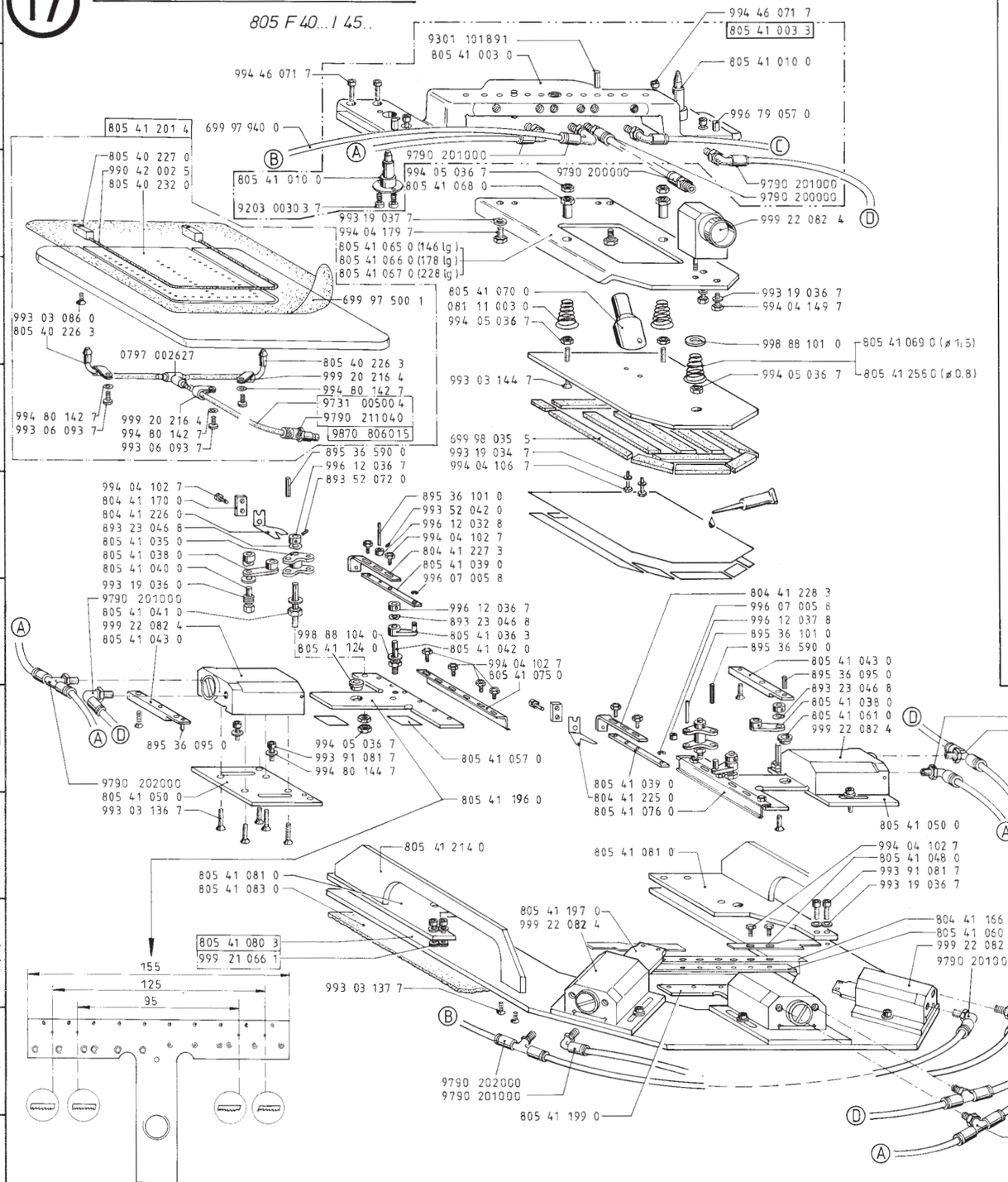

805 92 991 1

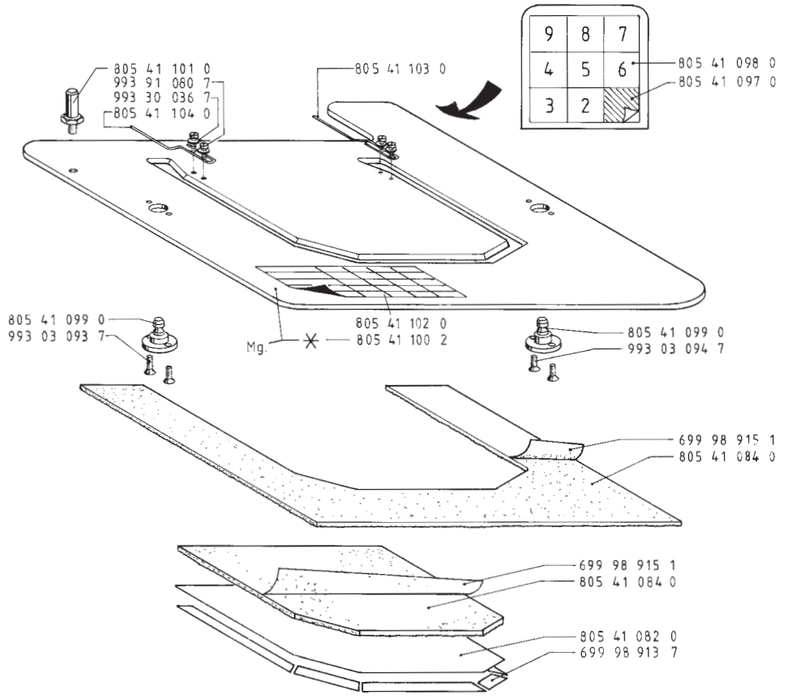

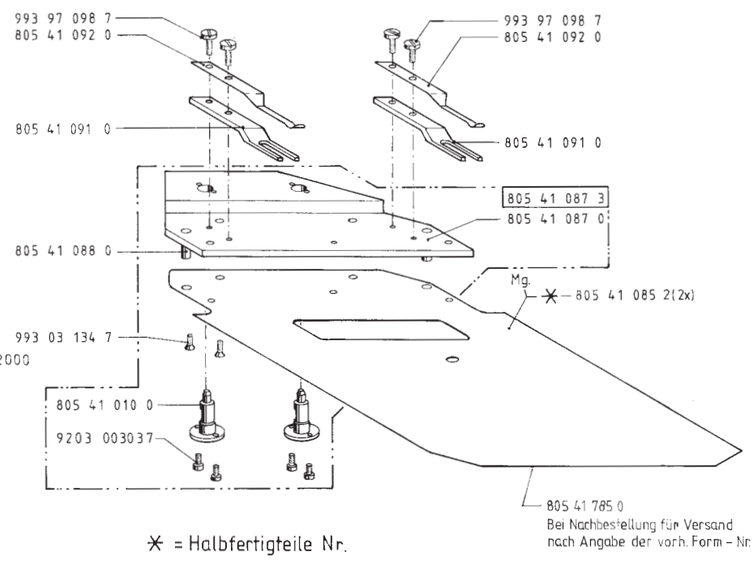

✳ = Halbfertigteile Nr.

UMBUGSATZ 805 92 990 6

805 F 10...I 15..

17.1

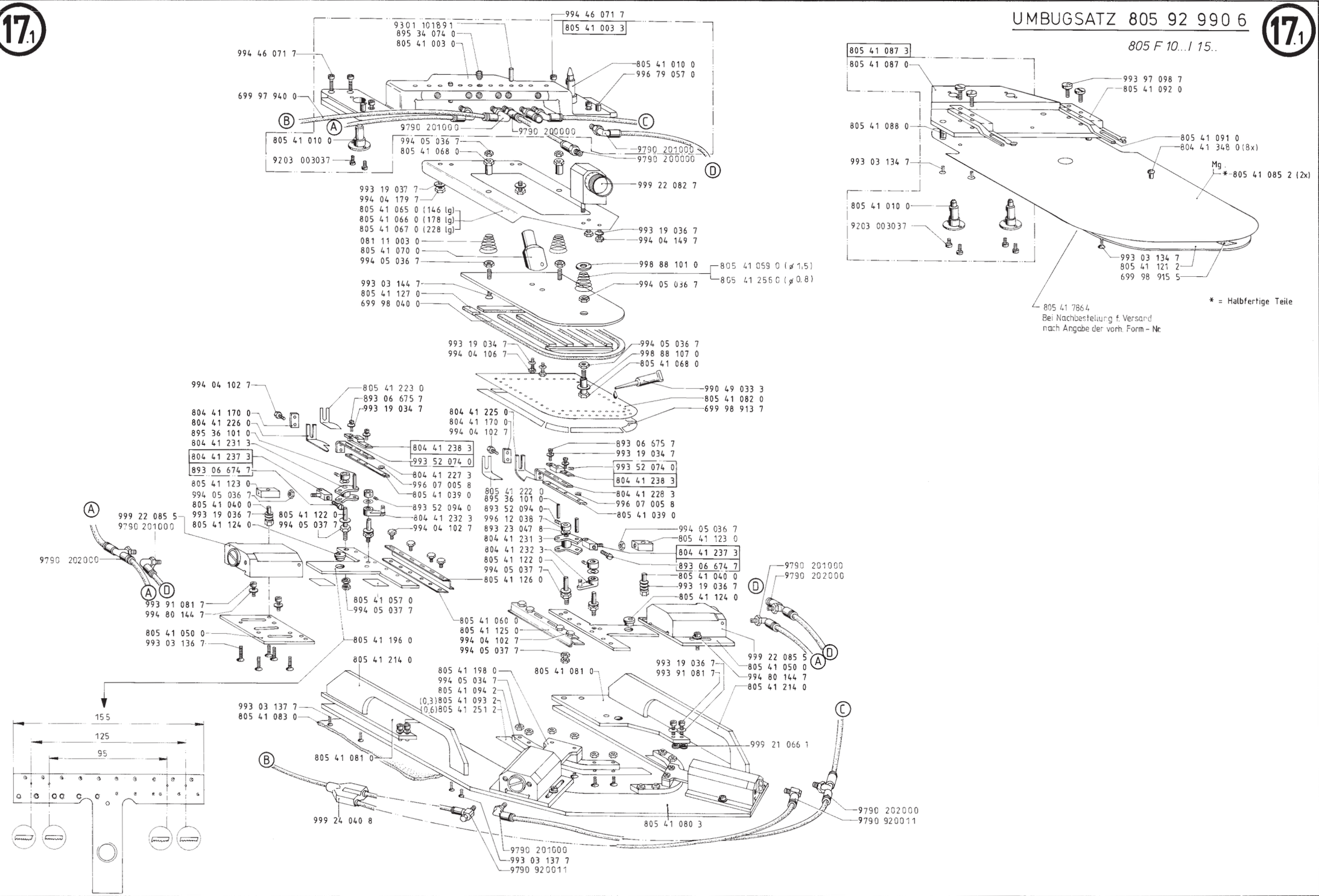

* = Halbfertige Teile

UMBUGSATZ 805 92 990 7

805 F20...I 25..

17.2

805 41 786 4
Bei Nachbestellung f. Versand
nach Angabe der vorh. Form-Nr.

* Halbfertige Teile

17.3

UMBUGSATZ 805 92 990 8

805 F 30..I 35...

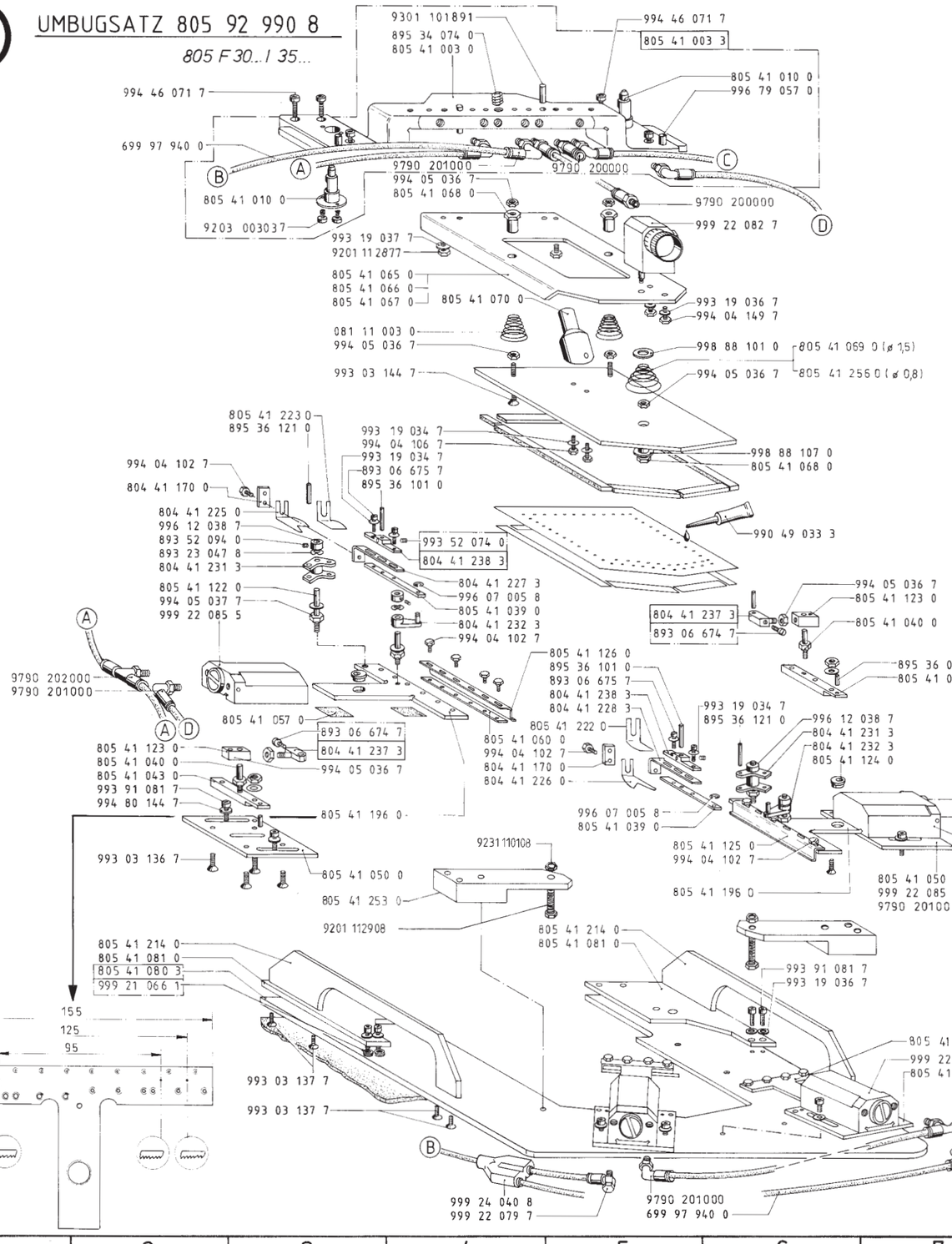

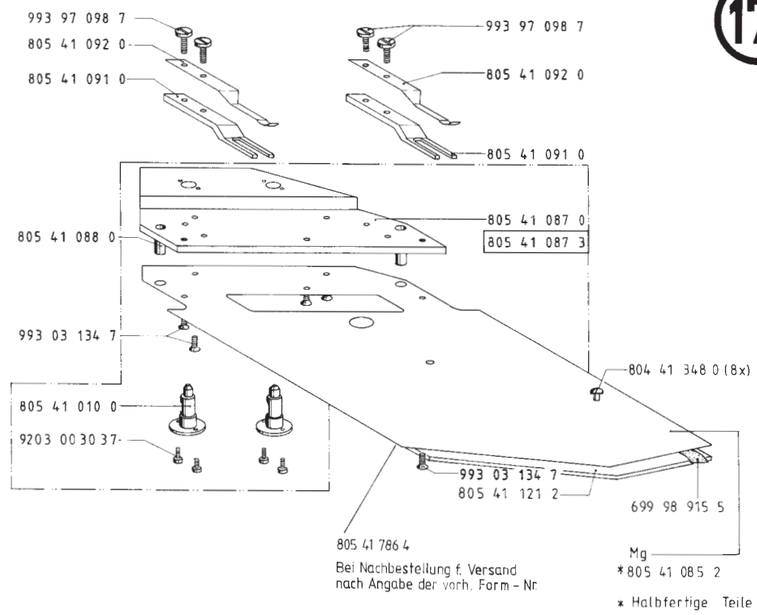

* Halbfertige Teile

17.4

UMBUGSATZ 805 92 990 9

805 F40...I 45...

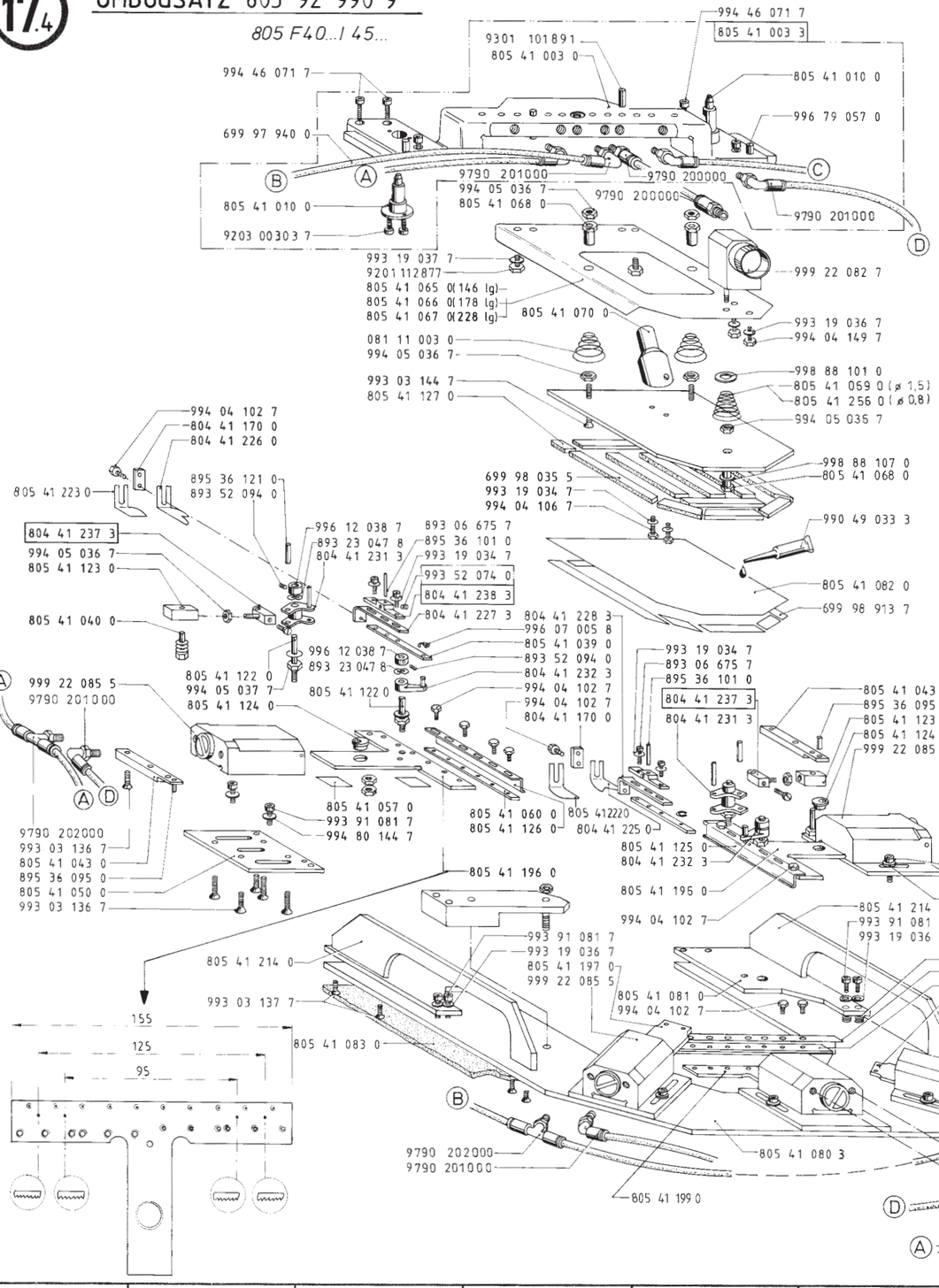

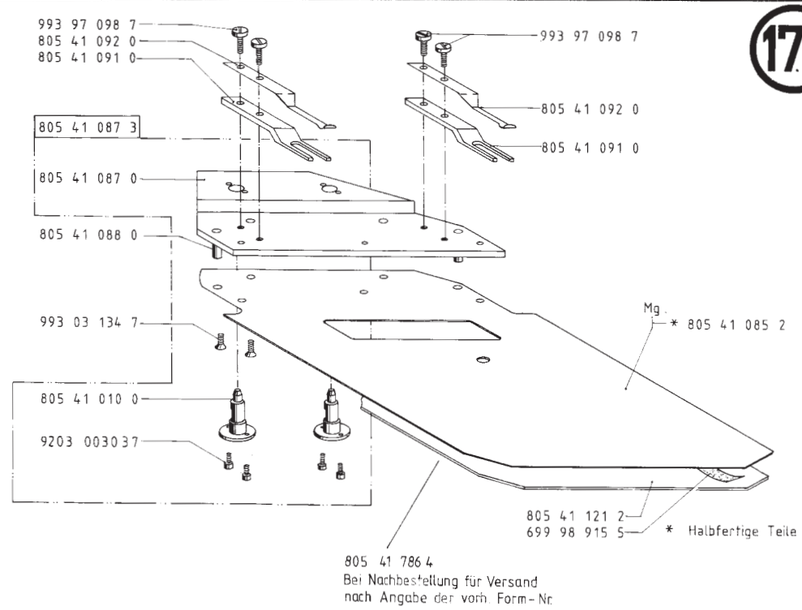

805 92 991 0

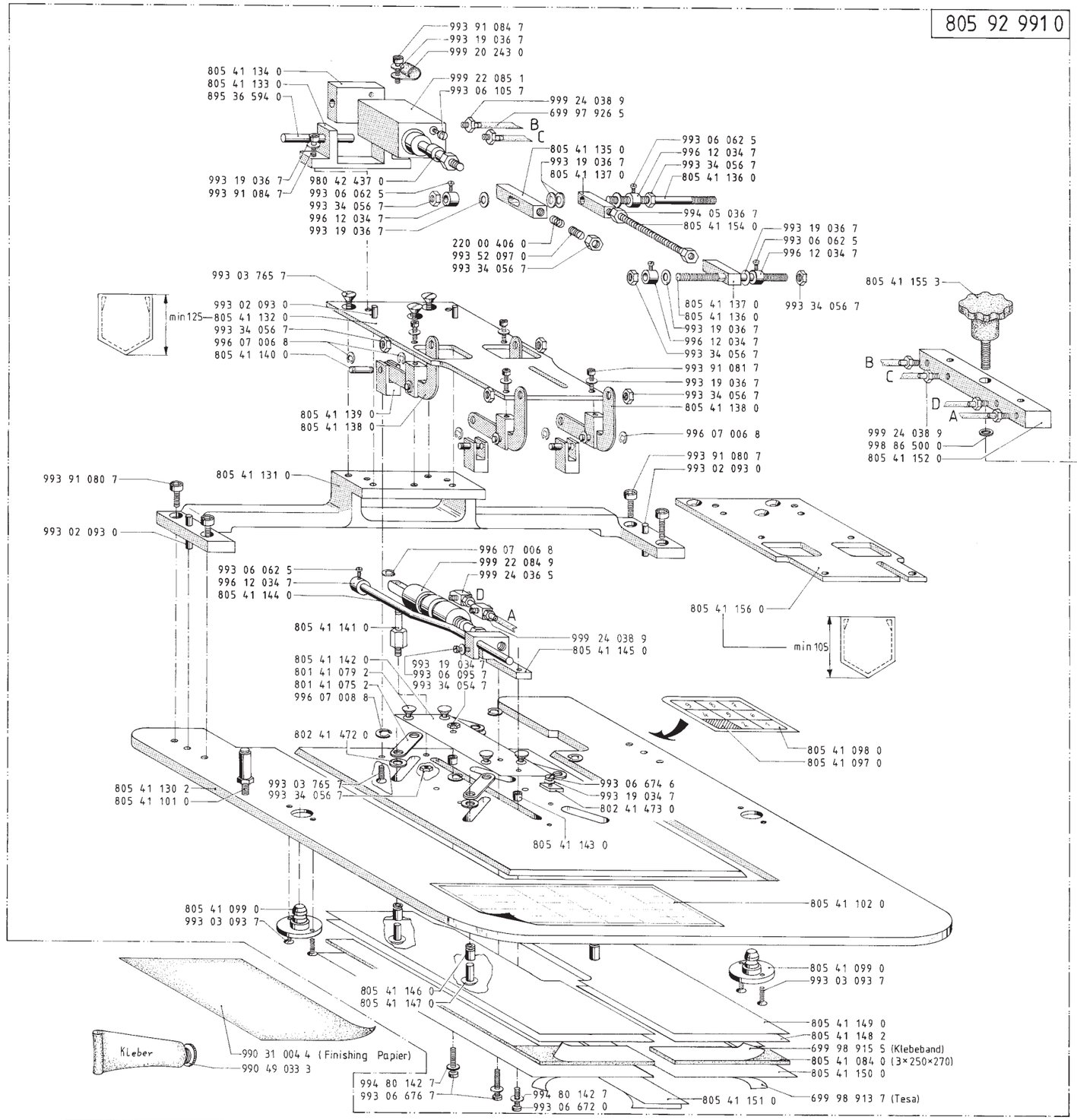

805 41 765 9

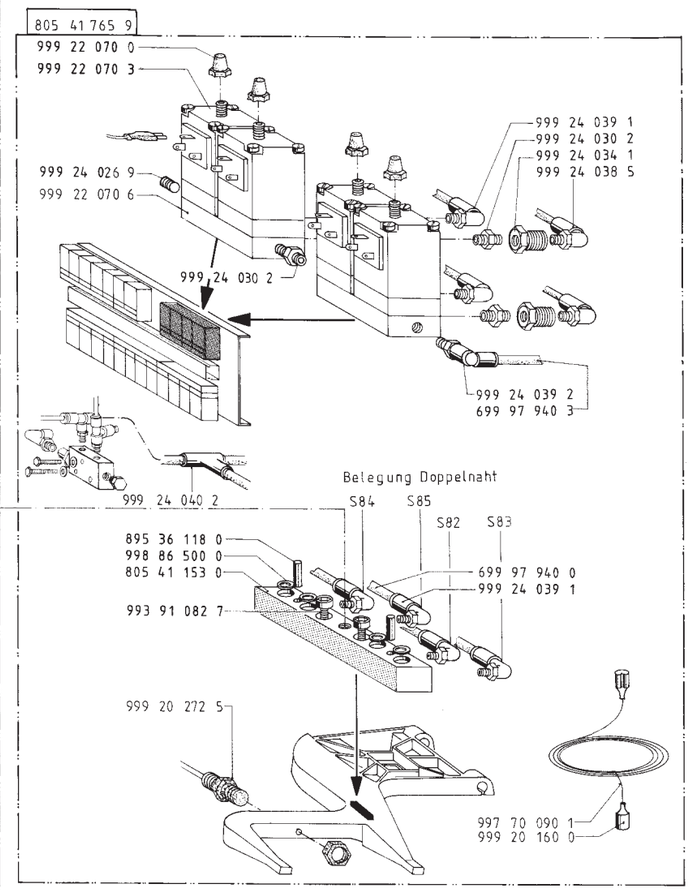

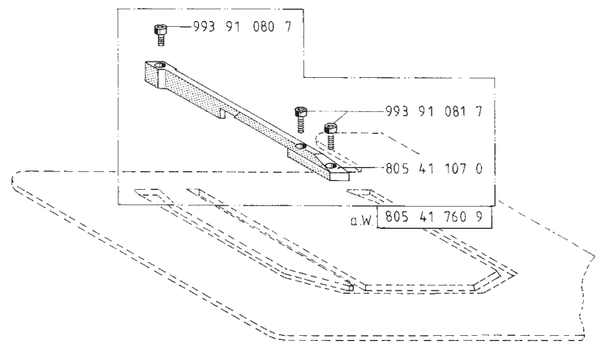

17.6

Transferplatte 805 92 991 2

(2-Fachnaht Parallel)

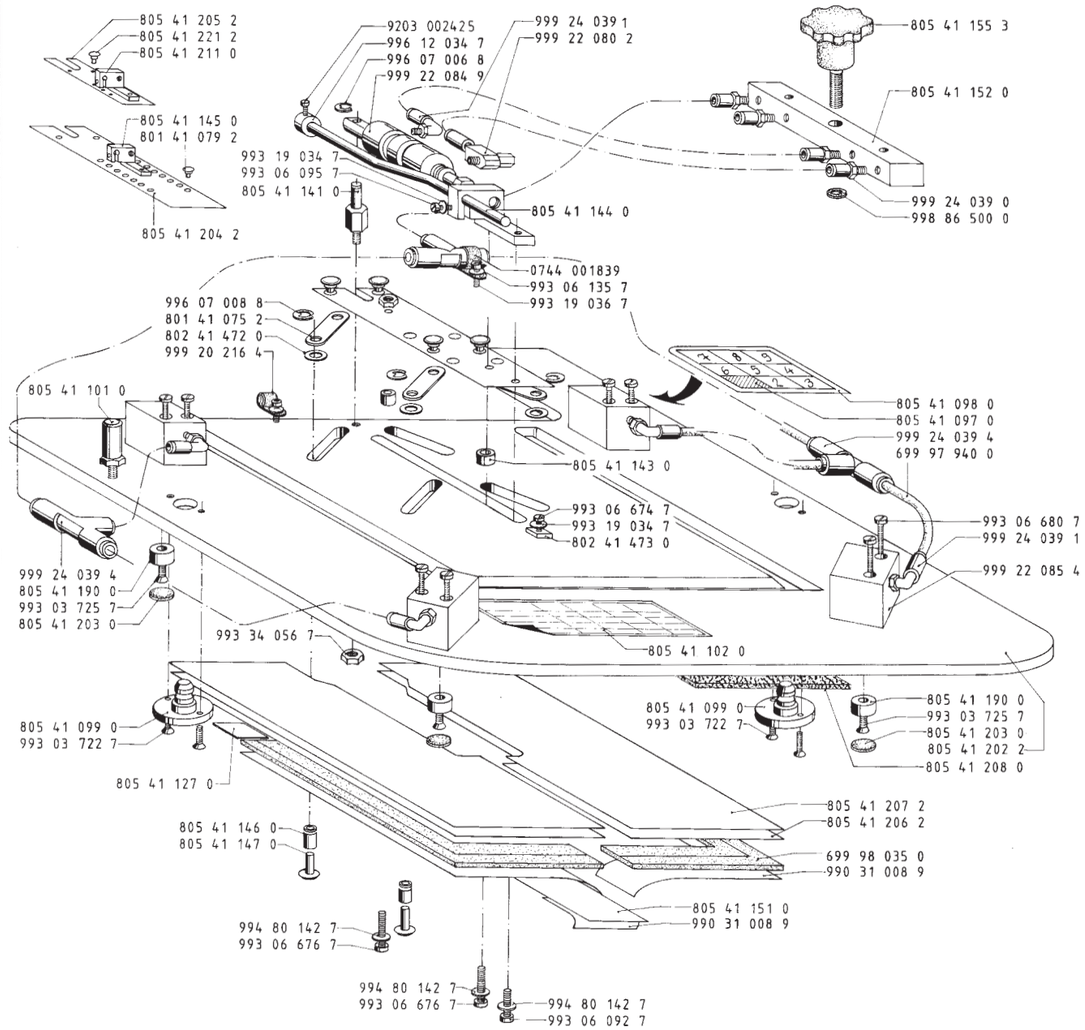

Transferplatte 805 92 991 3

(2-Fachnaht Konisch)

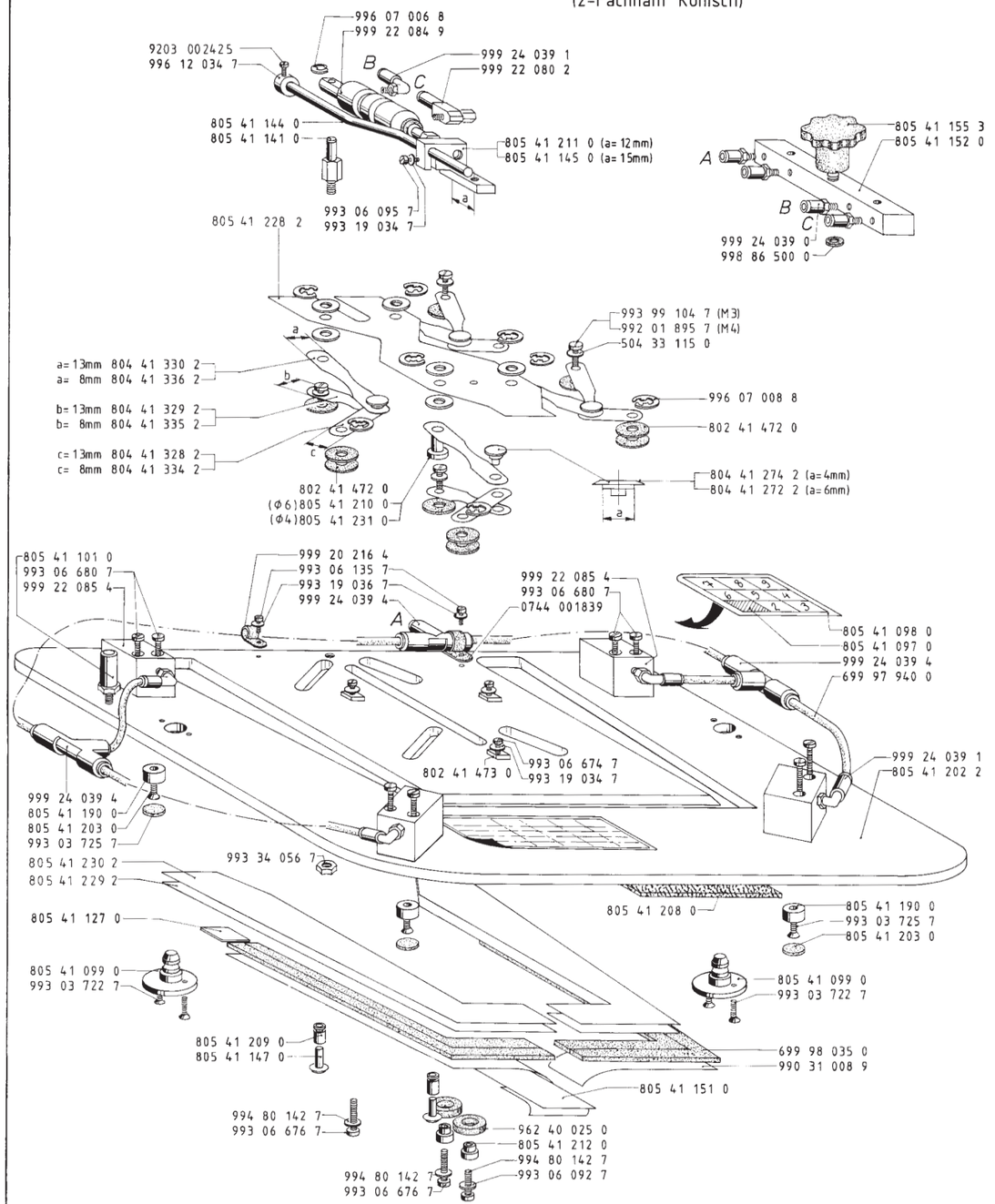

18 + 19 + 20 = 805 53 752 9

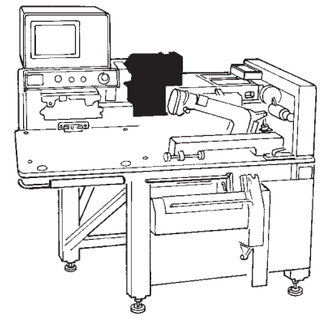

18

805 53 009 0
999 21 089 0
998 88 166 0
993 91 129 7
973 46 090 3
996 07 015 8
998 88 166 0
805 53 002 0
999 21 089 0
993 91 126 8
993 92 117 8
994 05 038 7
993 92 117 8
994 05 038 7
895 36 163 0
895 36 196 0
895 36 196 0
895 36 163 0
805 53 014 0
996 07 008 8
801 12 006 0
993 92 126 8
973 46 287 0
996 07 008 8
993 91 128 8
994 05 040 7
805 53 020 0
994 05 040 7
999 24 036 5
999 22 080 2
999 24 038 8
996 28 384 0
993 91 081 8
805 53 019 0
996 07 007 8
220 35 072 0
805 53 016 0
805 53 014 0
805 53 015 0
805 53 023 0
999 22 076 1
996 07 008 8
996 28 384 0
999 24 038 8
999 22 080 2
996 07 007 8
973 45 228 0
999 22 072 3
993 91 091 8
973 46 259 0
805 53 014 0
996 07 008 8
993 95 104 8
993 19 038 7
993 91 123 8
993 91 124 8
805 53 018 0
999 20 239 0
993 91 081 8
993 19 036 7
805 48 018 0
805 53 021 0
805 53 022 0
805 53 017 0
801 12 006 0
993 91 149 8
996 07 008 8
993 91 149 8
999 21 089 2
999 21 096 6
999 21 089 2
993 91 149 8
805 53 010 0
993 91 149 8
993 91 151 8
999 21 089 2
999 21 096 6
993 91 082 8
993 19 036 7
999 20 243 0
999 26 004 7
805 53 037 0
999 26 004 8
994 38 064 8
994 38 064 8
805 53 048 0
067 00 417 0
805 53 048 0
067 00 417 0
993 91 103 8
805 53 011 0
993 91 103 8
805 53 025 0
994 38 034 8
805 53 031 4
994 38 034 8
805 53 031 0
805 53 036 0
805 53 024 0
805 53 028 0
995 43 842 0
805 53 039 0
699 97 912 3
805 53 027 0
805 53 026 0
993 91 108 8
699 97 912 3
996 01 098 8
805 53 035 0
993 91 124 8
993 19 038 7
805 53 034 0
998 86 214 0
805 53 030 0
805 53 029 0
996 07 008 8
993 34 060 7
805 53 007 0
805 53 006 0
802 41 559 0
996 07 008 8
993 91 148 8
999 22 067 6
996 28 384 0
999 24 038 8
999 22 080 2

Printed in West-Germany · -Bielefeld · Änderungen vorbehalten · TL.805 /1/ 1.1990

(18)+(19)+(20) = 805 53 752 9

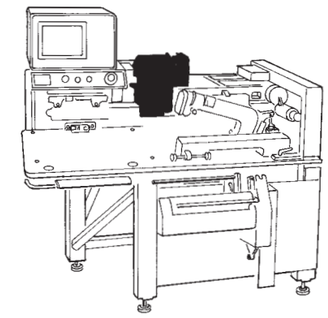

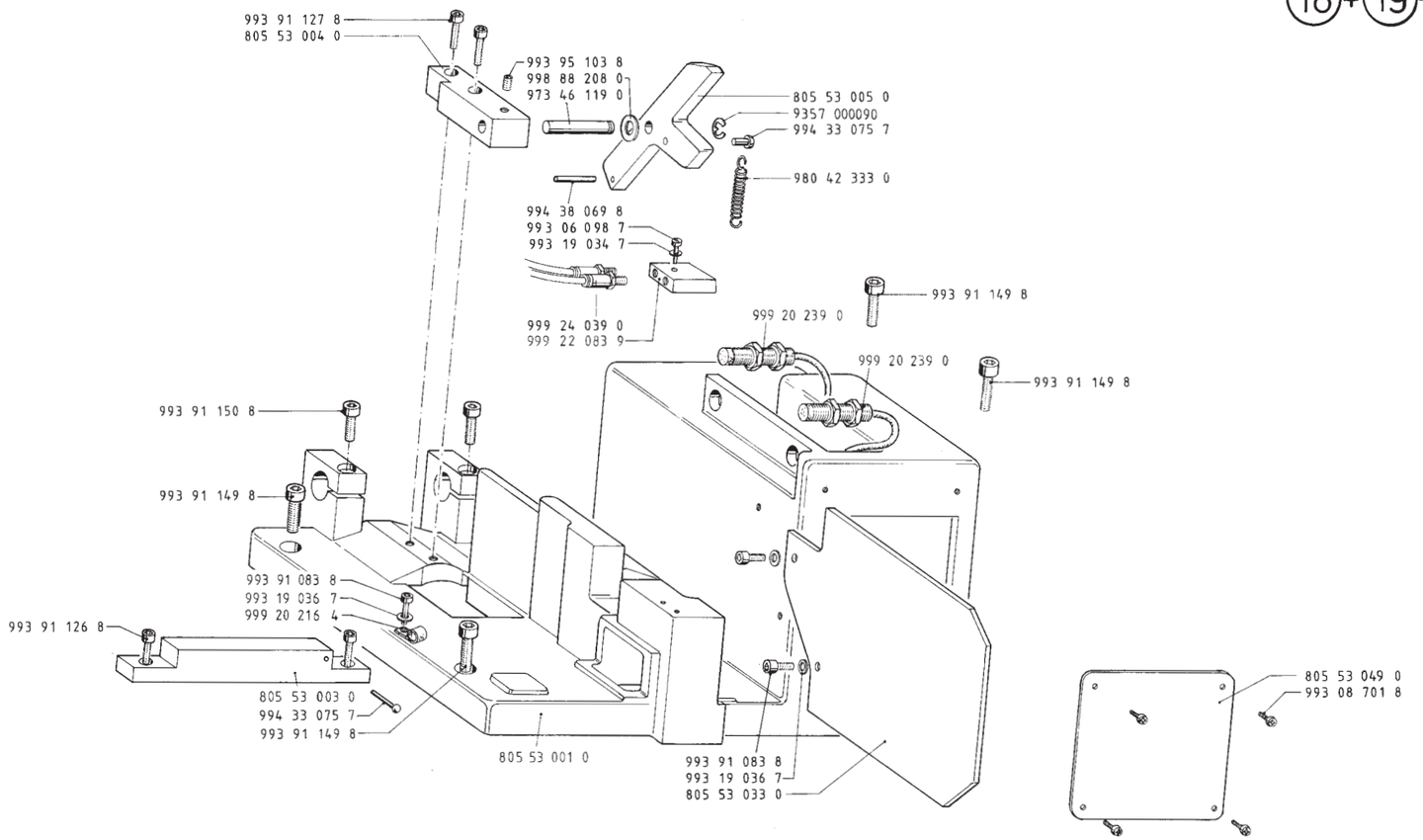

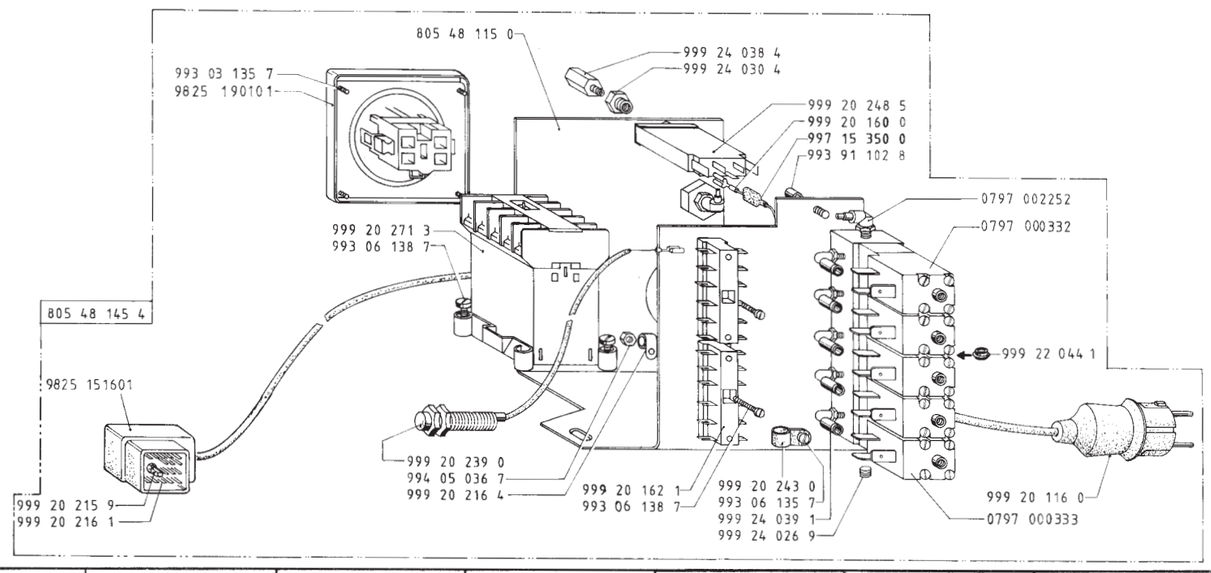

18+19+20 = 805 53 752 9

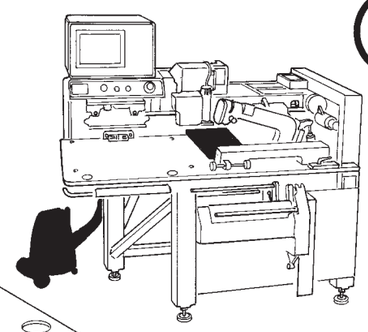

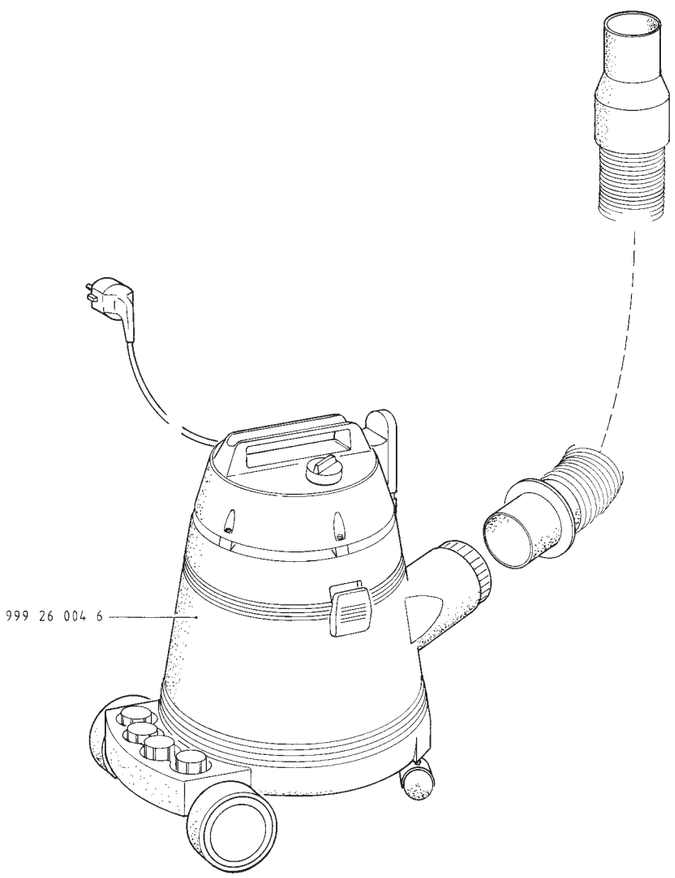

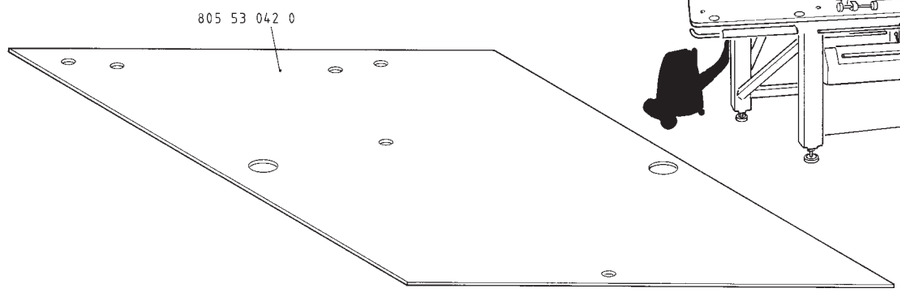

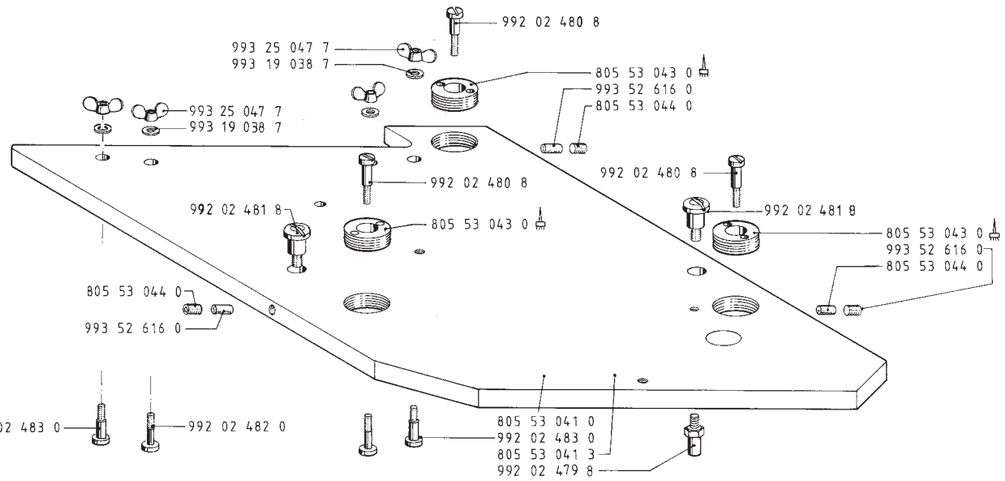

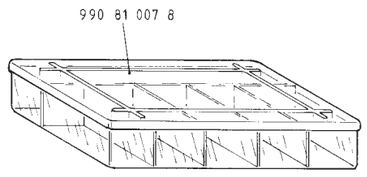

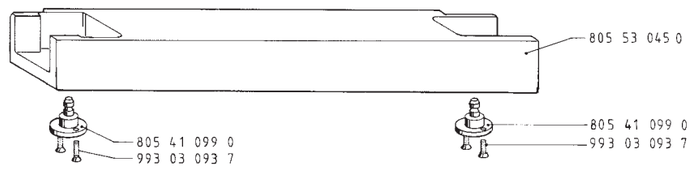

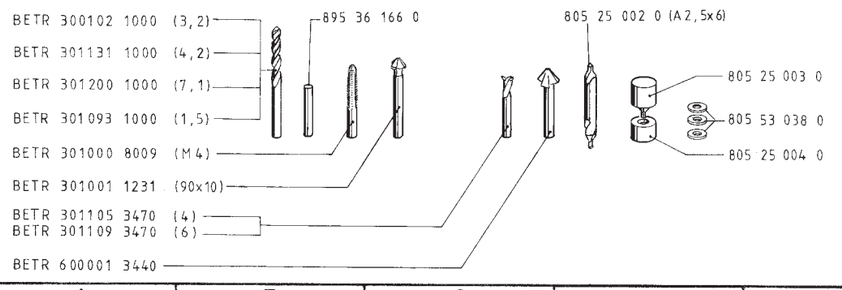

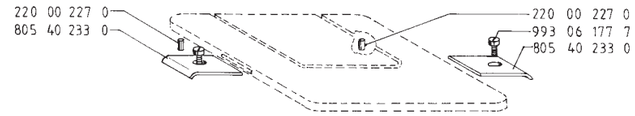

21

9870 805032 M

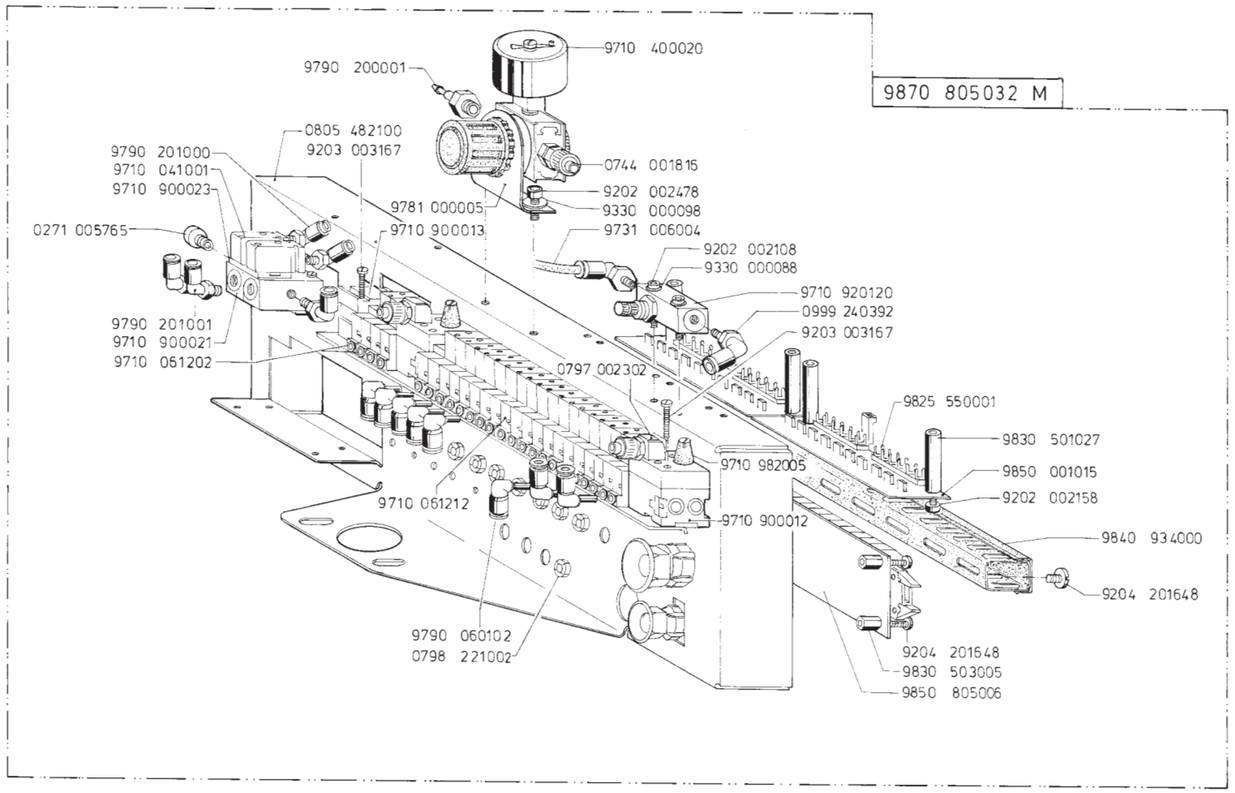

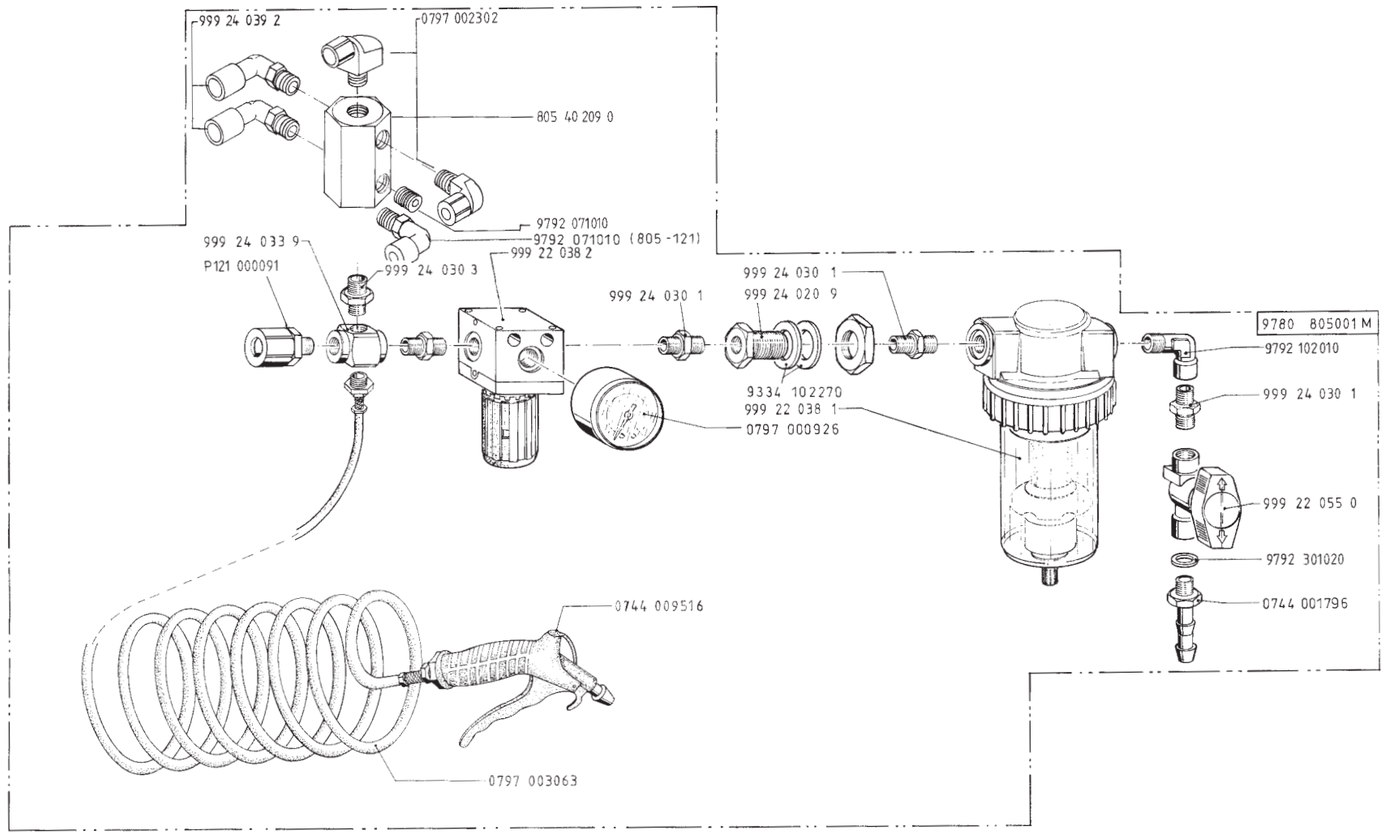
999 24 039 2
0797 002302
805 40 209 0
9792 071010
9792 071010 (805-121)
999 24 033 9
P121 000091
999 24 030 3
999 22 038 2
999 24 030 1
999 24 020 9
999 24 030 1
9334 102270
999 22 038 1
0797 000926
9780 805001 M
9792 102010
999 24 030 1
999 22 055 0
9792 301020
0744 001796
0744 009516
0797 003063





Pos.	Teile- Nr.	Benennung
1	805 48 152 4	Interface K, Ausgangserweiterung
2	999 20 255 4	Ausgangserweiterung
3	805 48 141 4	Interface K, Rechner
4	805 48 138 4	Interface Verst.. K
5	9835 001000	Netzteil CPMUE 13 (geliefert bis 1994)
5	9835 001001	Netzteil CPM 1201/PFS (geliefert ab 1995)
6	805 48 139 4	3-Achs-Verstellung K
7	805 48 135 4	AC-Verstellung -X, K
8	805 48 136 4	AC-Verstellung -Y, K
9	805 48 137 4	AC-Verstellung -Z, K
10	9840 640001	Leitung
11	K999 20 255 5	Leitung
12	9870 805017 L03	Leitung K
13	9870 805017 L06	Leitung K
14	9870 805017 L33 (3x)	Leitung K
15	9840 620001	Leitung
16	9840 640002	Leitung
17	K999 20 237 7	Leitung
18	9870 805017 L07	Leitung K
19	9850 805002	CPU-Pronumerik mit EPROM

Bitte die Teilenummer mit dem Sprachenkurzzeichen ergänzen!
Please add the short designation for language to the part No.!

DE	deutsch
EN	englisch
ES	spanisch
FR	französisch
IT	italienisch
PT	portugisisch
PL	polnisch
TR	türkisch

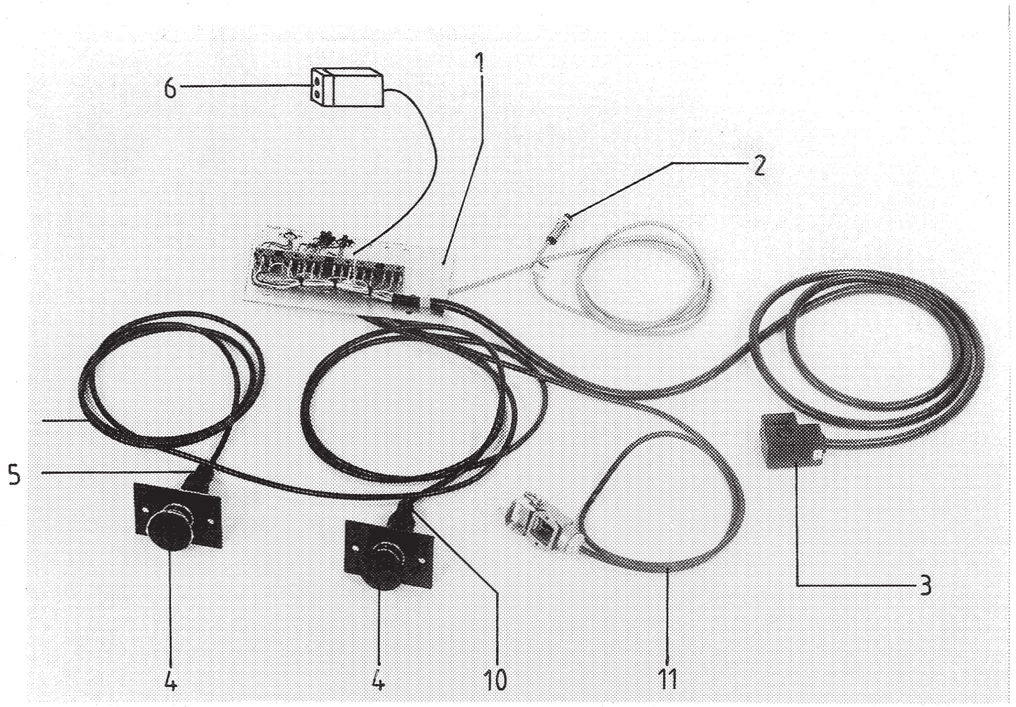

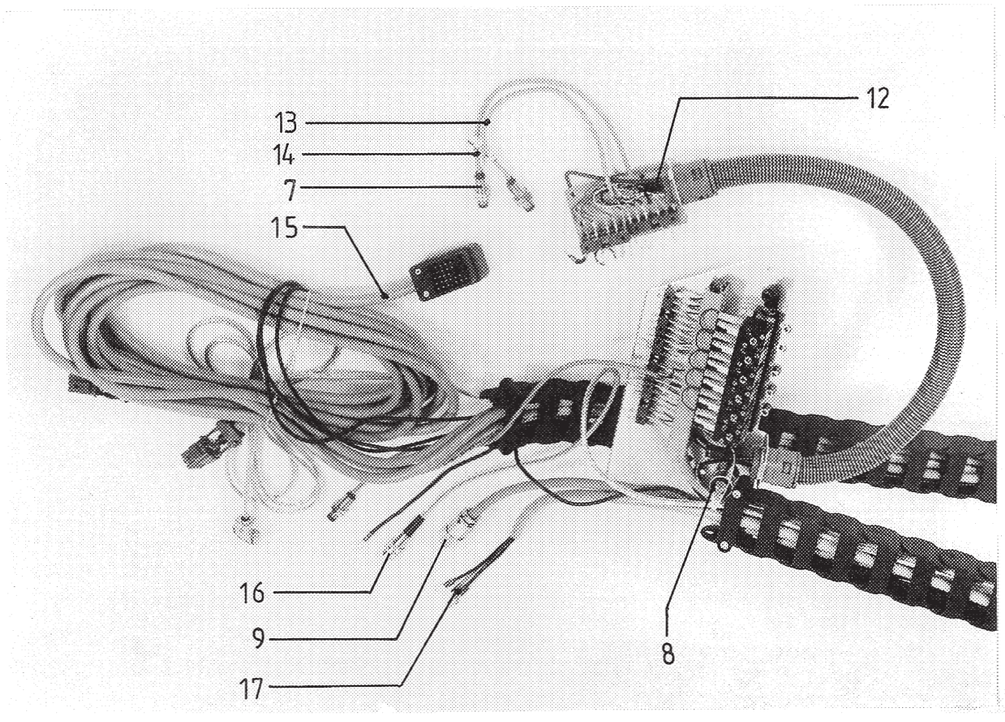

Pos.	Teile- Nr.	Benennung
1	805 48 006 0	Verteiler Platte
2	9870 805004 L36	Leitung, K
3	9870 05004 L35	Leitung, K
4	999 20 224 0	Pilzdruckhaube
4	999 20 223 8	Taster
5	9870 805004 L37	Leitung, K
6	999 20 272 6	Lichtschranke
7	999 20 239 0	Schalter
8	999 22 082 9	Druckschalter
9	9870 805010 L25	Leitung, K
10	9870 805004 L38	Leitung, K
11	9870 805004 L39	Leitung, K
12	9870 805010 L46	Leitung, K
13	9870 805010 L49	Leitung, K
14	9870 805010 L50	Leitung, K
15	9870 805010 L45	Leitung, K
16	9870 805010 L26	Leitung, K
17	9870 805010 L24	Leitung, K

	805 48 133 4	Einzelteile aus Verteilung X-Y
18	805 48 114 0	Winkel
19	9840 710013	Verschraubung
20	9840 710004	Schlauch, Schutz
21	0744 002119	Gegenmutter
22	999 20 104 5	Widerstand
23	9810 135001	Kondensator
24	9840 104001	Flachstecker, Hülse
25	9825 550001	Steckleiste
26	9203 003657	Zylinderschraube

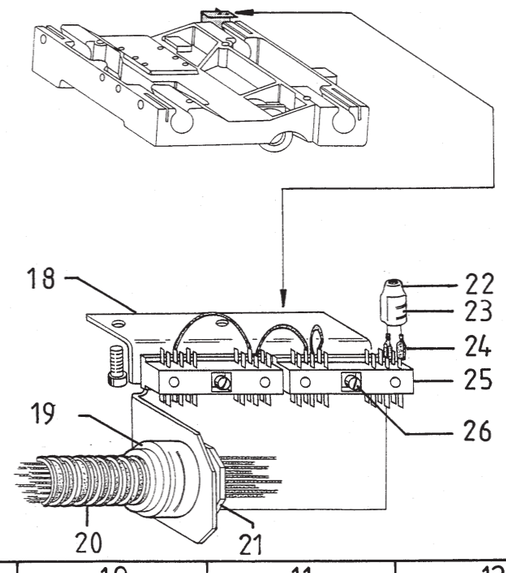

25





Pos.	Teile- Nr.	Benennung
1	805 48 131 4	Netzschalter, K
2	0798 426049	Hauptschalter
3	999 20 256 9	Anschlußklemme
4	9870 805016 L01	Leitung, K
5	9825 570001	Endklammer
6	999 20 253 4	Abdeckrahmen
7	9825 190001	Steckdose, Schuko
8	805 48 123 0	Stehbolzen
9	9815 590008	Schalter, Schutz
10	0002 007504 9500	Schalter
11	9822 510001	Nähleuchte (mit Lampe)
12	0793 022217	Bolzen
13	9822 642024	Ersatzlampe
14	0741 001309	Senkschraube
15	9822 510012	Streuscheibe
16	9870 805004 L8	Leitung, K

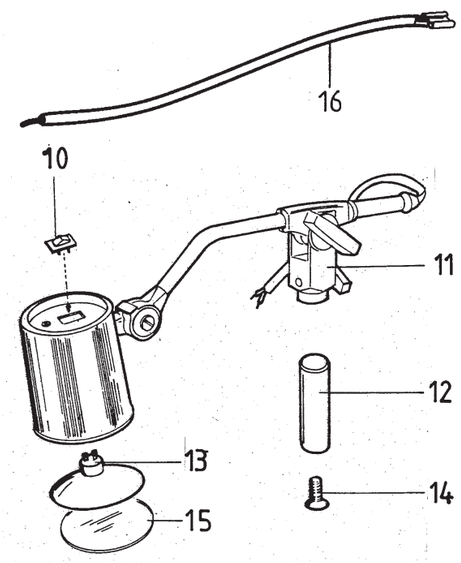

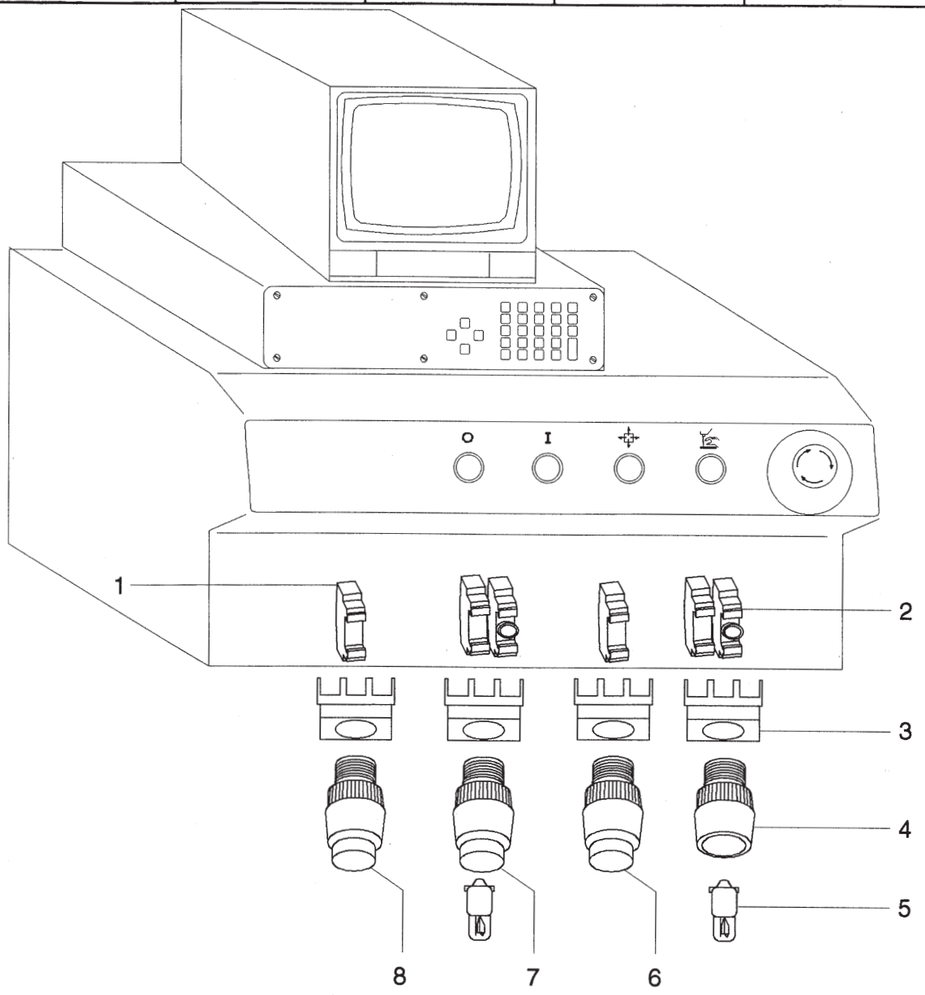



1	9815 110004	Kontaktelement.
2	9822 202003	Lampenfassung
3	9815 110003	Kupplung
4	9822 202002	Leuchtvorsatz
5	9822 634003	Lampe
6	9815 110002	Taste, Druck
7	9815 120001	Taste, Leuchtdruck
8	9815 110001	Taste, Druck
9	9825 810411	Sicherung T1A
10	9825 810417	Sicherung T6,3A
11	9810 880001	Trafo, Drehstrom
12	9825 810419	Sicherung T10A
13	9825 511000	Klemme, Sicherung

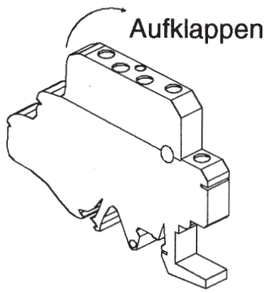

Aufklappen der Klemme zum Tauschen der Sicherung

Printed in West Germany - - 4800 Bielefeld - Änderungen vorbehalten · Tl. 805 /1 / 9. 1995

9850 805005

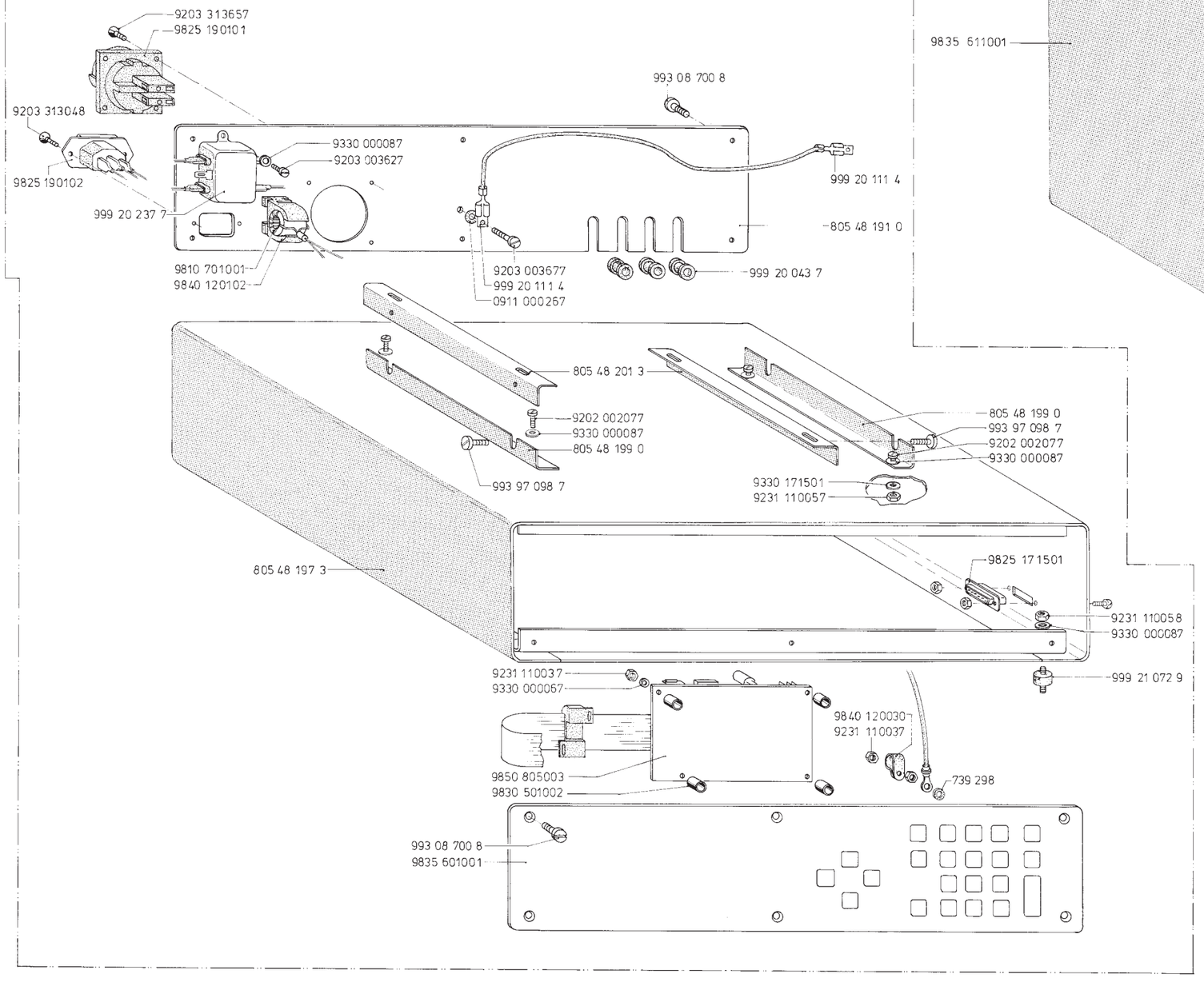
9203 313657
9825 190101
9203 313048
9825 190102
999 20 237 7
9330 000087
9203 003627
993 08 700 8
999 20 111 4
805 48 191 0
9810 701001
9840 120102
9203 003677
999 20 111 4
0911 000267
999 20 043 7
805 48 201 3
9202 002077
9330 000087
805 48 199 0
993 97 098 7
805 48 199 0
993 97 098 7
9202 002077
9330 000087
9330 171501
9231 110057
805 48 197 3
9825 171501
9231 110058
9330 000087
999 21 072 9
9231 110037
9330 000067
9840 120030
9231 110037
9850 805003
9830 501002
739 298
993 08 700 8
9835 601001

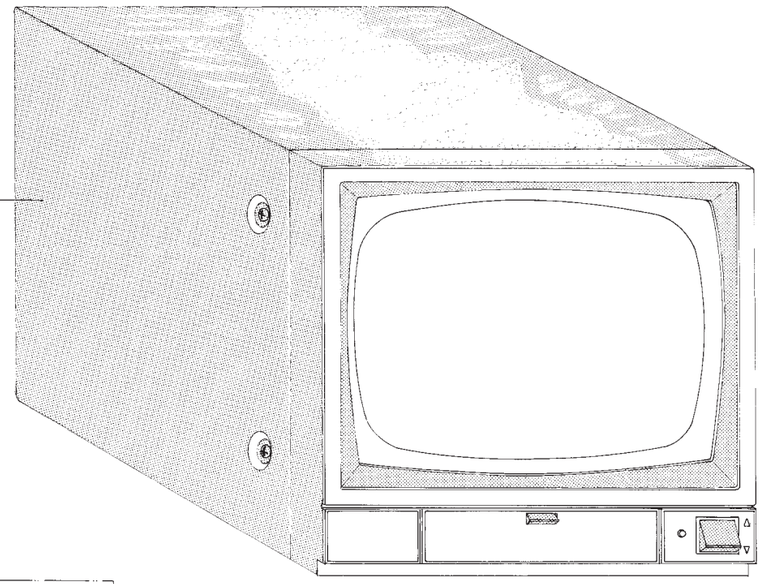
9835 611001

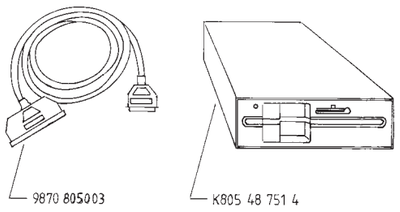
9870 805003

K805 48 751 4

27

893 96 094 0 (2x)
994 04 146 7 (2x)
396 22 112 3

805-121...

981 15 000 3
981 15 000 2
9301 101011

893 06 820 7
396 35 069 0
396 35 075 0

296 15 282 0

992 02 389 0

804 40 029 0

805-111...
805-121...

699 98 040 0
699 98 913 7
699 98 915 5

990 49 012 8

993 90 424 7

993 83 410 6 (6x7

990 81 008 4

805 41 082 0
805 41 083 0 (400x400x2)
805 41 084 0 (5x) (400x400x3)

993 90 067 0 (1,5)
993 90 068 0 (2,5)
993 90 070 0 (3,0)
993 90 071 0 (4,0)
993 90 072 0 (5,0)
993 90 073 0 (6,0)
993 90 074 0 (8,0)
993 90 075 0 (10,0)
990 81 008 5

9081 500051
9081 500010

4x { 980 40 054 0
999 21 075 7

9825 810411 (T1/250G) - 4x
9825 810417 (T6,3/250G) - 4x
9825 810419 (T10/250E) - 4x

9822 634003

9049 041009

9047 000011

998 86 500 0 (5x)

990 81 007 8

990 81 008 3

791 1095
791 1096
791 1093A
791 1094
805 25 001 0
K077 11 023 0 (6x)
K077 11 022 0 (2x)
791 1091
791 1090
791 1095
791 1093A
791 1094

805-111...

467 22 006 3
893 96 094 0 (2x)
467 22 007 0
367 35 007 0
367 35 006 0
367 35 005 0

981 15 000 3
981 15 000 2
9301 101011

804 40 027 0

167 00 180 0 (2x)
367 15 027 0 (2x)

804 40 028 0

MG 43/409
791 1113
791 1112
719 127
MG/43 2510
805 25 001 0

077 11 023 0 (3x)
396 11 105 0
396 11 132 0
MG 43/409
477 25 016 0

MG 43/409
791 1111
791 1112
MG/43 2510
MG 43/2510
MG 43/409
719 127

990 87 004 7

990 87 002 5
Sicherheitshalt
Safety hold

990 87 004

990 87 004 5

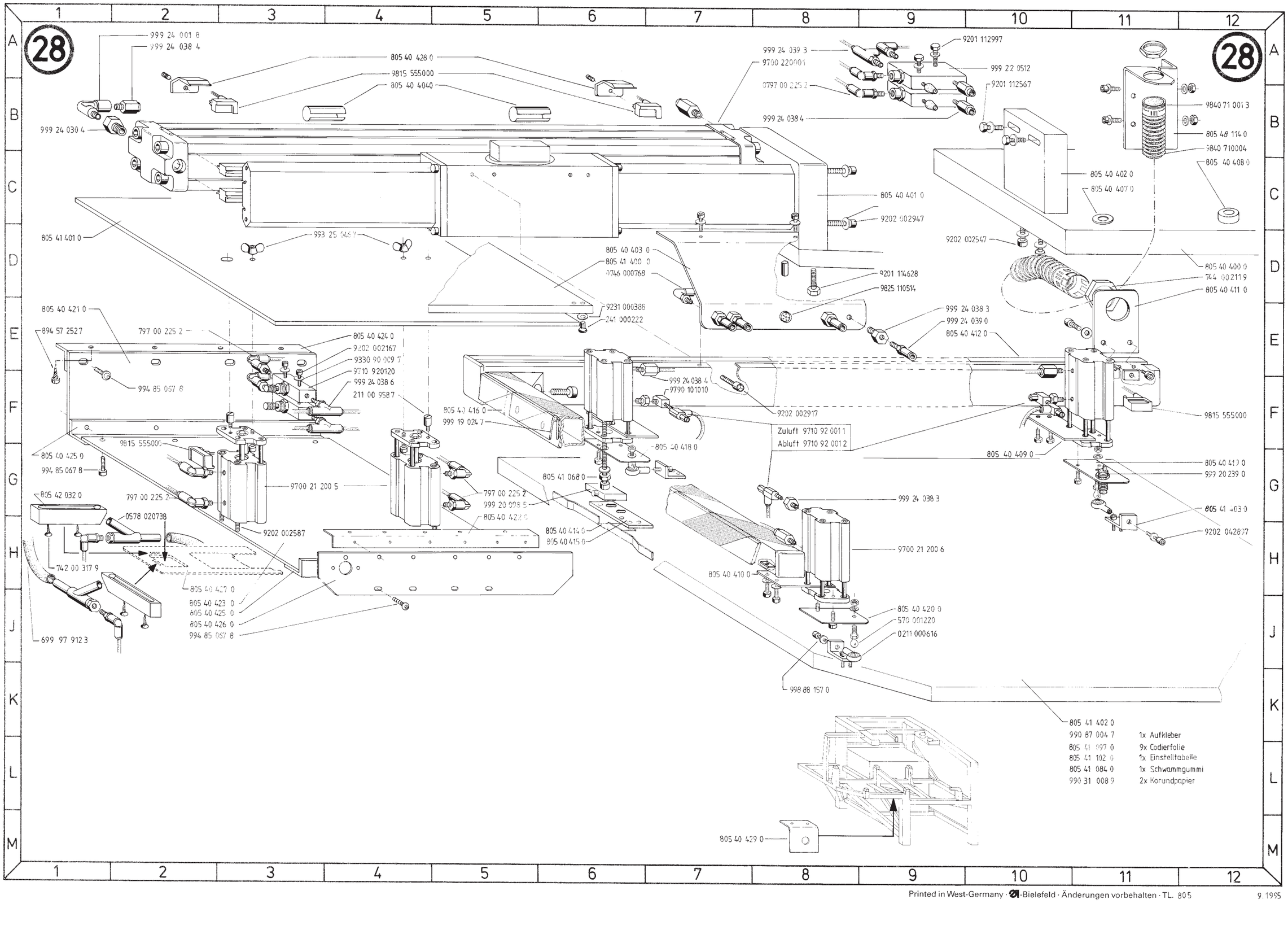

Printed in West-Germany · Bielefeld · Änderungen vorbehalten · TL. 805 9.1995

Teile-Nr.	Benennung	Bildtafel
KL. 805		
~~K004 00 467 0~~	~~SCHEIBE DISC~~	~~5M3~~
K025 16 221 0	ZUGFEDER SPRING	5.2E12
K026 10 007 0	SINTERLAGER SINTER.BEARING 10 X 14 X 20	9M5 9M8
K026 14 044 0	SCHEIBE DISC	10E3
K030 00 134 0	FEDER SPRING	3C4
~~K037 00 021 0~~	~~SCHEIBE DISC~~	~~5.3C11~~
K037 00 128 0	FADENSCHEIBE THREAD DISC	2B11 5B2 5.2A9 5.2G9 5.2K7
K053 00 035 0	SCHEIBE DISC	2G9 2G10 5.2D6
K067 00 177 0	DRUCKFEDER PRESSURE SPRING	5.3K9
K067 00 417 0	DRUCKFEDER PRESSURE SPRING	18J9 18J11
K067 23 305 0	DRUCKFEDER PRESSURE SPRING	4K8
K067 32 015 0	DRUCKFEDER PRESSURE SPRING	2C9 5.2J11
K067 35 132 0	ZUGFEDER SPRING	5.4H4
K067 35 168 0	BOLZEN BOLT	5.5F6 5.5G6
~~K068 00 533 0~~	~~SCHEIBE DISC~~	~~5.2F8~~
~~K068 00 535 0~~	~~BOLZEN BOLT~~	~~5.2F8~~
~~K068 11 103 0~~	~~DRUCKFEDER PRESSURE SPRING~~	~~5.2F7~~
K069 12 002 0	STOPFEN PLUG	2E5
K077 11 022 0	AUFLAGE SUPPORT	27F5
K077 11 023 0	ZENTRIERSTUECK CENTERING PIECE	27F5
K081 11 003 0	SPANNUNGSFEDER TENSION SPRING 0,61 C DIN 2076 II	14D4 15D3 16D4 17D4 17.1D4 17.2C4 17.3D4 17.4D3
~~L088 00 232 0~~	~~HUELSE BUSHING~~	~~5.2F8~~
K088 00 521 0	SCHEIBE DISC	6F5
K088 14 717 0	SINTERLAGER SINTER BEARING 8 X 14 X 16	12.2C7
K096 15 241 3	SCHARNIER HINGE	4K2
K096 15 277 0	SP.FEDER TENSION SPRING	4M2
K096 15 282 0	SPANNUNGSFEDER TENSION SPRING	4M2
K097 00 335 0	SCHRAUBE SCREW	3K8
K098 00 299 0	DRUCKFEDER PRESSURE SPRING	3C4 9K7
~~K099 00 480 0~~	~~KEGELFEDER~~	~~17.1D6 17.2D6 17.2D7 17.3D6 17.4D6~~
K167 00 180 0	SPULE BOBBIN MIT RAENDEL	5.5K2 27B8
K169 00 229 0	DRUCKFEDER PRESSURE SPRING	11K2
K170 15 006 0	SCHEIBE DISC	5.3H5
K170 11 015 0	FADENFHRG BLECH THREAD PLATE	2B9
K170 15 018 0	ZAHNRIEMEN BELT 12T 5/ 220	12K3 12.1L4
K170 15 032 2	GLEITSTIFT SLIDE PIN	12F3 12.1E5 12.1G2
K196 00 019 0	VERSCHL.SCHRB SCREW	3K6
K196 00 022 0	FADENFUEHRUNG	5.2G10
K196 00 029 0	SPANNBUCHSE TENSION/BUSHING	1D5 1D8
K196 00 042 3	KLOBEN BLOCK	3K4
K196 00 043 3	GELENK JOINT	3K6
K196 00 044 0	BUCHSE BUSHING	3L5
K196 00 047 0	FEDER SPRING	3J3
K196 00 049 0	NADELLAGER NEEDLE BEARING	3K6 3L7
~~K196 00 067 0~~	~~DRUCKFEDER PRESSURE SPRING~~	~~3E2~~
K196 00 112 0	VERSCHL.STOPFEN PLUG	3H3
K196 00 169 0	SCHEIBE DISC	4G5
K196 00 170 0	ANSCHLAG GUIDE	4F2
K196 00 186 0	BUCHSE BUSHING	2M9 4F7
K196 00 187 0	ROEHRCHEN PIPE	4F5
K196 00 188 0	DICHTSCHEIBE GASKET	4G5
K196 00 189 0	DRUCKFEDER PRESSURE SPRING	5F3 5.2G11 5.6D4
K196 00 198 3	STIRNRAD WHEEL	4G6 4L7
K196 00 199 3	STIRNRAD WHEEL	4G6
K204 31 006 0	BOLZEN BOLT	12F3
K220 00 227 0	ROLLENBOLZEN ROLLER BOLT	20K9 20K11
K220 00 406 0	DRUCKFEDER PRESSURE SPRING	17.5C5
K220 35 072 0	BOLZEN BOLT	18E4
K221 11 015 0	SCHEIBE DISC	2B11 5B2 5.2A8 5.2G9 5.2K8
K221 11 015 4	VORSPANNUNG PRETENSION	2B11 5.2A8 5.2G9 5.2L7
K221 11 016 0	BUCHSE BUSHING	2B10 5.2A8 5.2G9 5.2K7
K296 00 007 0	GEHAEUSE HOUSING	3H6
K296 00 008 0	RING RING	3D10 3H8
K296 00 009 0	GEHAEUSE HOUSING	3H6
K296 00 012 0	GEHAEUSE HOUSING	3D10 3F11
K296 00 014 0	HUELSE BUSH	3F11
K296 00 033 0	OELDOCHT OIL WICK	3J6
K296 00 041 0	GLEITSTEIN SLIDE STONE	3L5
K296 00 048 0	ANLAUFSCHEIBE DISC	3L7
~~K296 00 050 0~~	~~DOCHT WICK~~	~~3J4~~
K296 00 051 0	SCHEIBE T = 0,45	5.3E1 5.3E2
K296 00 101 0	OELDOCHT OIL WICK	3G5
K296 00 114 0	RING RING	2J12 3B11
~~K296 00 144 0~~	~~NIPPEL NIPPLE~~	~~4J7 4J9~~
K296 00 154 3	ROHR PIPE	5.2D2 5.5D10
K296 00 208 3	LAGER BEARING	2G10
K296 00 209 0	ACHSE AXLE	2G9
K296 00 210 0	SPANNROLLE CLAMPING ROLLER	2F9
K296 00 210 4	SPANNROLLE CLAMPING ROLLER	2H9
K296 10 011 3	STIFT PIN	3D9
K296 10 012 0	STUETZE SUPPORT	3F9
K296 12 011 0	RING RING	3H3
K296 13 011 0	FUEHRUNGSSTUECK GUIDE PIECE	3G3
K296 15 001 0	LAGER BEARING	2G9
K296 15 001 3	LAGER BEARING	2F9 5.2D6
K296 15 002 3	GREIFERWELLE HOOK SHAFT	4F5
K296 15 003 0	RING RING	4F5
K296 15 282 0	SPULE BOBBIN	4G1 27C3
K296 16 012 0	STOPFEN PLUG	4E6
K296 24 013 3	STELLRING ADJ RING	12.1E5 12.1F2
K296 31 071 0	BUCHSE BUSHING	3G1
K296 31 080 0	KLOBEN BLOCK	3G2
K296 31 085 0	BOLZEN BOLT	3G2
K296 31 086 3	ZUGSTANGE PULL ROD	3C8
K296 31 092 0	DECKEL COVER	2E6 3B9
K296 31 093 3	GELENKSTUECK JOINT PIECE	3D8
K296 31 098 0	STOPFEN PLUG	2D4
K296 35 029 0	BUCHSE BUSHING	3F1
K367 10 006 3	LAGERBUCHSE BEARING BUSH HI.	5.2H7
K367 10 017 0	NIPPEL NIPPLE	5.5C9
K367 10 019 0	ROHR PIPE	5.5F11
K367 10 024 0	SCHUTZBLECH GUARD PLATE	5.5D11
K367 10 025 0	TRICHTER FUNNEL VESTOLEN A	5.5C11
K367 10 026 0	OELROHR OIL PIPE	5.5B9
K367 10 026 3	OELROHR OIL PIPE	5.5B9
K367 10 030 0	DRUCKFEDER PRESSURE SPRING DRAHT 1,2 DIN 2076	5.5D9
K367 10 035 3	LAGERHUELSE BEARING BUSH	5.2J5

Änderungen vorbehalten

Teile-Nr.	Benennung	Bildtafel
K367 10 037 0	FEDER SPRING	5.5D11 5.4E9
K367 10 039 0	FEDERBUEGEL SPRING BOW 1,5 C DIN 2076 - C	5.5D9
K367 11 001 0	OESE EYELET	5.2H3
K367 11 002 0	FADENHEBEL THREADLEVER	5.2G2
K367 11 002 3	FADENHEBEL THREADLEVER	5.2G2
K367 11 003 0	FADENH.LENKER	5.2G1
~~K367 11 003 3~~	~~FADENH.LENKER~~	~~5.2G1~~
K367 11 004 0	BOLZEN BOLT	5.2H1
K367 11 005 0	DICHTSCHEIBE GASKET	5.2G1
K367 11 007 0	BUCHSE BUSHING	5.2G2
K367 11 008 0	KURBEL CRANK HUB 9MM	5.2J2
K367 11 013 0	HUELSE BUSHING 12 X 6 X 5,5	5.2C7 5.2D7
K367 11 020 3	AUSLOESEHEBEL RELEASE LEVER	5.2B8
K367 11 022 0	MUTTER NUT FA	5.5J10
K367 11 027 0	ZUGSTANGE PULL ROD	5.5G9
K367 11 030 0	KOERPER BODY	5.2F7
~~K367 11 030 4~~	~~FADENFUEHRUNG~~ ~~THREAD GUIDE~~	~~5.2F7~~
K367 11 031 0	FADENFHRG.BLECH THREAD PLATE	5.2F7
K367 11 037 0	FADENOESE THREAD LOOP OBEN	5.2C7
~~K367 11 039 0~~	~~STIFT~~ ~~PIN~~ ~~2NAD.~~	~~5.2C7~~
K367 11 040 0	STANGE ROD FA	5.5J10
K367 11 042 3	KLOBEN BLOCK	5.5G9
K367 12 001 0	NADELSTG.GELENK	5.2J2
K367 12 001 3	NADELSTG.GELENK	5.2J2
K367 12 002 3	KLOBEN BLOCK	5.2J1
K367 12 003 0	BUCHSE BUSHING	5.2J2

Teile-Nr.	Benennung	Bildtafel
K367 12 004 0	GLEITSTEIN SLIDE STONE	5.2J3
K367 12 005 0	GLEITFUEHRUNG SLIDE GUIDE	5.2K1
K367 12 008 0	NIPPEL NIPPLE	5.2K1 5.2L1
K367 12 009 3	KLEMMKLOBEN BLOCK	5.2K3 ~~5.2L4~~
K367 12 010 0	OELSCHEIBE OIL DISC	5.2L2
K367 12 011 0	GEWINDEBOLZEN THREADED BOLT	5.2J3
K367 12 016 0	OELDOCHT OIL WICK	5.2L3
K367 13 007 0	BOLZEN BOLT	5.3C4
K367 13 030 0	BOLZEN BOLT	5.4J7
K367 13 032 0	GABELHEBEL FORK LEVER	5.4G2 5.4J4
K367 13 034 0	BUCHSE BUSHING SINT B 50 WLB 74	5.4J6
K367 14 002 0	DECKEL COVER	5.2D3
K367 14 003 0	DICHTUNG GASKET FEINKORK	5.2D3
K367 14 010 0	FUSS FOOT	5.2E1
K367 15 005 0	LAGERBUCHSE BEARING BUSH	5.2D3 5.3K8
K367 15 007 0	GEWINDESTIFT THREADED PIN M6 X 15	5.3H4
K367 15 008 0	ZAHNRAD COG WHEEL PA GE-WS	5.3J3
K367 15 009 3	KLAUE CLAW	5.3K3
~~K367 15 014 0~~	~~STOPFEN~~ ~~PLUG~~ ~~HD-PE, NATUR~~	~~5.3H5~~
K367 15 018 0	WELLE SHAFT VO.	5.3J2
K367 15 019 3	KLEMMRING CLAMPING RING ETG100	5.5E5
K367 15 024 0	DECKEL COVER	5.5L1
K367 15 027 0	FEDER SPRING 0,34 DIN 2076 C	5.5K2 27B9
K367 15 034 3	GREIFERWELLE HOOK SHAFT	5.5E4
K367 15 036 0	BOLZEN BOLT	5.5F4

Teile-Nr.	Benennung	Bildtafel
K367 15 037 0	SCHWENKHEBEL PIVOT LEVER	5.5D5
K367 15 038 0	BOLZEN BOLT	5.5D5
K367 15 040 3	STIRNRAD WHEEL ETG100	5.5G5
K367 15 041 3	STIRNRAD WHEEL FA	5.5F4
~~K367 15 043 3~~	~~ANTRIEBSWELLE~~ ~~DRIVING SHAFT~~	~~5.5F3~~
K367 15 045 3	ZUGSTANGE PULL ROD	5.5C5
K367 15 049 0	LUEFTERHEBEL LIFTER LEVER F.SPULENGEH.	5.5D6
K367 15 053 0	SPINDEL SPINDLE	5.5F4
K367 15 054 0	MUTTER NUT	5.5G5
K367 15 059 0	DICHTUNG GASKET GUARNITAL	5.5G5
K367 15 063 0	DECKEL COVER RE. FA	5.5H5
K367 15 077 0	BUCHSE BUSHING	5.5G4
K367 15 082 0	EXCENTERWELLE ECCENTR SHAFT	5.5D4
K367 15 082 4	EXCENTERWELLE ECCENTER SHAFT	5.5D4
K367 15 083 0	BOLZEN BOLT	5.5D5
K367 15 084 0	PRISMA PRISMA	5.5D5
K367 15 090 0	PASS SCHEIBE WASHER 0,3	5.5C4
K367 15 091 0	PASS SCHEIBE WASHER 0,4	5.5C4
K367 15 093 0	BUCHSE BUSHING	5.3J3
K367 15 094 0	LAUFROLLE ROLLER	5.3J5
K367 15 095 0	KLOBEN PISTON MK 71 (SINT B 50)	5.3K4
K367 15 096 0	WELLE SHAFT	5.3H7 5.3K5
~~K367 15 100 0~~	~~KOERPER~~ ~~BODY~~	~~5.3J10~~
K367 15 102 0	PISTON PISTON	5.3K9

Teile-Nr.	Benennung	Bildtafel
K367 16 003 0	BOLZEN BOLT	5.3G4
K367 16 006 4	WELLE SHAFT	5.3L6
K367 16 009 0	GLEITSTEIN SLIDE STONE	5.3J6
K367 16 010 0	BOLZEN BOLT	5.3J7
K367 16 011 0	KEIL WEDGE	5.3L7
K367 16 012 0	DRUCKFEDER PRESSURE SPRING	5.3L7
K367 16 013 0	BUCHSE BUSHING SINT B 00	~~5.3B6~~ ~~5.3C7~~ 5.3E1 5.3E5 5.3F4
K367 16 014 0	BUCHSE BUSHING	5.5F5
K367 16 021 0	TRANSP STANGE FEED BAR	5.3G3
K367 16 021 4	TRANSP STANGE FEED BAR	5.3G3
K367 16 023 3	KLOBEN BLOCK	5.3G2
K367 16 024 0	BOLZEN BOLT	5.3E3
K367 16 027 3	ZUGSTANGE PULL ROD	5.3H6
K367 16 029 0	HEBEL LEVER	5.3J7
K367 16 031 0	BOLZEN BOLT	5.3E5 5.3H6
K367 16 032 0	NIPPEL NIPPLE	5.3B8 ~~5.3B11~~ 5.3G2 5.3K8
K367 16 064 0	STOPFEN PLUG	5.3D11 5.3F1
K367 16 068 0	STIFT PIN	5.3F1
K367 16 072 0	BUCHSE BUSHING SINT B 00	5.3E1
K367 16 074 0	GLEITSTEIN SLIDE STONE SINTERBR. SINT C50	5.3G4
K367 17 002 0	BUCHSE BUSHING	5.2G11
K367 17 003 3	AUSLOESEHEBEL RELEASE LEVER	5.2G11
K367 17 004 0	KLEMMFEDER CLAMPING SPRING	5.2G11
K367 17 004 4	SPULERWELLE WINDER SHAFT	5.2G11
K367 17 006 0	MESSER KNIFE	5.2H12
K367 17 007 0	SCHEIBE DISC	5.2G11
K367 17 008 3	SPULERRAD WINDER WHEEL	2D10 5.2J11

Änderungen vorbehalten

Teile-Nr.	Benennung	Bildtafel
K367 31 001 0	KLOBEN	5.3D10
K367 31 009 3	HEBEL LEVER	5.3B5
K367 31 014 3	KLOBEN BLOCK	5.3A8
K367 31 015 3	STELLRING ADJ RING	5.3B6
K367 31 016 0	BOLZEN BOLT	5.3B7
K367 31 016 4	BOLZEN BOLT	5.3B8
K367 31 017 0	WELLE SHAFT	5.3B6
K367 31 017 4	WELLE SHAFT	5.3B5
K367 31 018 0	SCHAUGLAS INSPECTIONGLASS	5.5C10
K367 31 019 0	BOLZEN BOLT	5.3D4
K367 31 019 4	DOCHTHALTER WICK HOLDER	5.3C4
K367 31 021 0	GELENK JOINT	5.3D6
K367 31 022 0	HEBEL LEVER	5.3C6
K367 31 023 3	FUSSSTANGE FOOT BAR	5.3E6
K367 31 025 0	ZUGSTANGE PULL ROD	5.3C6
~~K367 31 027 0~~	~~ZUGSTANGE PULL ROD~~	~~5.3D6~~
K367 31 028 0	SICHERUNGSBLECH PLATE	5.3E5
K367 31 033 0	BUCHSE BUSHING PORIT SB 8	5.2K3 ~~5.2K4~~ 5.2K5
K367 31 036 0	STOPFEN PLUG	5.3B8
K367 31 037 0	STOPFEN PLUG	5.3B4 5.5C9
K367 31 040 0	BUCHSE BUSHING SINT B 00	5.2J4
K367 31 082 0	ROHR PIPE	5.3M7
K367 31 083 0	KOLBEN PISTON	5.3M7
K367 31 085 0	SCHEIBE DISC	5.3M7
K367 31 098 0	KAPPE CAP	5.3B6
K367 31 136 3	HEBEL V	5.3B11
K367 33 071 3	HUBWELLE STROKESHAFT AE	5.3G4
K367 33 071 4	HUBWELLE STROKESHAFT	5.3H4

Teile-Nr.	Benennung	Bildtafel
K367 35 005 0	MESSER KNIFE MK 101	5.5B3 27C8
K367 35 006 0	KLEMMFEDER CLAMPING SPRING C 75 0,3 MM	5.5B3 27B8
K367 35 007 0	MESSER KNIFE	5.5A3 27B8
K367 35 008 3	TRAEGER CARRIER	5.5B5
K367 35 010 3	BUCHSE BUSHING	5.5E5
K367 35 011 3	STELLRING ADJ RING	5.5F8
K367 35 012 3	HEBEL LEVER	5.5F6
K367 35 013 0	ZUGSTANGE PULL ROD	5.5F6
K367 35 014 3	KLOBEN BLOCK	5.5G6
K367 35 015 0	MAGNETHALTER MAGNET SUPPORT	5.5F8
K367 35 016 3	HEBEL LEVER	5.5G6
K367 35 017 0	BOLZEN BOLT	5.5G7
K367 35 018 0	KURVENSCHEIBE CAM DISC	5.5H5
K370 22 123 0	DRUCKFEDER PRESSURE SPRING DRAHT 0,25 C	5.3K4
K381 10 041 0	OELSTANDSAUGE OIL SIGHT GLASS	4F9 5.2F5
K381 10 042 0	DICHTUNGSRING GASKET RING	4F9 5.2F5
K381 10 043 0	ABLASSCHRAUBE DRAIN SCREW	2M10 4F7
K396 10 002 0	KOPFDECKEL	2F1
K396 10 002 3	KOPFDECKEL	2G1
K396 10 003 0	DICHTUNG GASKET	2F1
K396 10 019 3	OELVERTEILER OIL DISTRIBUTOR	2J11
K396 10 040 0	FUEHRUNG GUIDE	2E5 2J10
K396 10 047 0	DECKBLECH COVER PLATE	3C10
K396 10 048 3	VERSCHL SCHEIBE DISC	3E11
K396 10 051 0	FADENHEB SCHUTZ PROTECTOR	2E4
K396 10 053 0	HALTEBLECH HOLDING PLATE	2H4
K396 10 055 0	LAGERGEHAEUSE BEARING HOUSING	3F11
K396 10 055 4	GEHAEUSE HOUSING	3F11

Teile-Nr.	Benennung	Bildtafel
K396 10 088 0	FINGERSCHUTZ FINGER GUARD	2E5
K396 10 091 3	VENTILGEHAEUSE VALVE CASE	2J9 3B11 3F5
K396 10 091 4	VENTILGEHAEUSE VALVE CASE	3F5
K396 10 094 0	SCHRAUBE SCREW	3F5
K396 10 096 0	ANSATZBUCHSE BUSHING	2F1
K396 10 103 0	LEITBLECH GUIDE PLATE	3H3
K396 10 114 0	STICHPL.TRAEGER THROTPL SUPP	4E5
K396 10 117 0	SCHUTZGEHAEUSE HOUSING	3H6
K396 10 312 0	ARMWELLE ARM SHAFT	3G7
K396 10 316 0	DECKEL COVER	4B6
K396 10 324 3	VENTIL VALVE	2L10 4J8
K396 10 333 0	HUBEXZENTER LIFTING ECCENTR.	3H9
K396 10 333 3	HUBEXZENTER V LIFTING ECCENTR.	3G9 3H9
K396 10 334 0	LAGERGEHAEUSE BEARING HOUSING	3H8
K396 10 335 0	GEGENGEWICHT COUNTERWEIGHT	3H8
K396 10 343 4	ARMWELLE KPL ARM SHAFT CPL	3H8
K396 10 347 0	STELLRING ADJ RING	3G9
K396 10 350 0	UNTERARM	2H7
K396 10 351 0	ARM ARM	2H7
K396 10 367 0	FLANSCH FLANGE	4L12
K396 10 368 0	ANTRIEBSWELLE DRIVING SHAFT	2M11 5.2D2
K386 19 369 0	KLOTZ DOG	4L10
K396 10 507 0	DICHTUNG GASKET	4B6
K396 10 513 4	LAGERBOCK PILLOW BLOCK	2J11 3C8
K396 10 514 3	KRONRAD V CROWN WHEAL	3H8
K396 10 515 0	GEWINDEBUCHSE THREADED BUSH	3F7

Teile-Nr.	Benennung	Bildtafel
~~K396 10 516 4~~	~~MITNEHMER CATCH~~	~~3E7~~
K396 10 519 0	ANTRIEBSRAD DRIVING WHEEL	3F7
K396 10 527 0	GRIFF GRIP	3E7
K396 10 528 0	SCHEIBE DISC	3E7
K396 10 529 0	FEDER SPRING	3E7 5.2C4
~~K396 10 533 0~~	~~ROHR PIPE~~	~~2E3~~
K396 11 002 0	FADENLEITSTIFT GUIDE PIN	2D6 3B9
K396 11 031 0	BUCHSE BUSHING	5B2
K396 11 032 0	FADENOESE THREAD LOOP	3L4
K396 11 035 0	KLEMMSTUECK CLAMP PIECE	2F4
K396 11 040 0	ROLLENSPANNUNG ROLLERY TENSION	1B5
K396 11 040 4	ROLLENSPANNUNG ROLLERY TENSION	1B5 1D6
K396 11 041 3	SPANNUNGSBOLZEN TENSION BOLT	1D5
K396 11 042 0	BUCHSE BUSHING	1E4
K396 11 043 3	ZAHNSCHEIBE TOOTHED WASHER	1E4 1E7
K396 11 045 3	AUSLOESESCHEIBE RELEASE DISC	1E6 1E9
K396 11 046 0	DRUCKFEDER PRESSURE SPRING	1E6 1E9
K396 11 047 0	DRUCKFEDER	2B11 5C2 5.2A8
K396 11 053 0	MUTTER NUT	2F4
K396 11 092 3	FADENFUEHRUNG THREAD GUIDE	2F5
K396 11 096 0	BUCHSE BUSHING	1E7
K396 11 098 3	SPANNUNGSBOLZEN TENSION BOLT	1D8
K396 11 099 3	AUSLOESESCHEIBE RELEASE DISC	1D8
K396 11 100 4	ROLLENSPANNUNG ROLLERY TENSION	1B5 1D9
K396 11 103 0	FADEBOESE THREAD LOOP	5A5
K396 11 113 3	ZAHNSCHEIBE TOOTHED WASHER	5B4

Änderungen vorbehalten

Teile-Nr.	Benennung	Bildtafel
K396 11 115 3	SPANNUNGSBOLZEN TENSION BOLT	5B4
K396 11 119 0	HALTER HOLDER	5A2
K396 11 121 0	GEWINDEBOLZEN THREADED BOLT	5B2
K396 11 122 0	SCHEIBE DISC	5B4
K396 11 123 9	ANLAUFSCHEIBE DISC	5B4
K396 11 137 0	UMLENKSTIFT PIN	5B2
K396 11 157 0	ABDECKKAPPE COVER CAP	5B5
K396 11 158 0	ABDECKKAPPE COVER CAP	5A6
K396 11 158 4	ABDECKKAPPE COVER CAP	5B5
K396 11 159 0	BOLZEN BOLT	5B5
K396 11 168 4	FADENWAECHTER THREAD MONITOR	~~2K6~~ 5A6 5.2G9 5.2K7
K396 11 185 0	FADENFUEHRUNG THREAD GUIDE	5.2D2
K396 12 007 3	KURBEL CRANK	3J8
K396 12 024 0	FUEHRUNG GUIDE	3L6
K396 12 028 3	FADENHEBEL THREAD LEVER	3L7
K396 12 037 0	BUCHSE BUSHING	3J4
K396 12 039 0	BUCHSE BUSHING	3H4
~~K396 12 040 3~~	~~NADELSTANGE NEEDLE BAR~~	~~3L4~~
K396 12 044 0	FADENOESE THREAD LOOP	5.2M2
K396 12 045 0	FADENOESE THREAD LOOP	3L4
~~K396 12 046 0~~	~~NADELSTG.BUCHSE BUSHING~~	~~3K4~~
K396 12 100 0	LENKERBOLZEN	3J6
K396 12 107 4	KURBEL KPL CRANK CPL	3L8
K396 12 108 3	FADENH.-KURBEL THREADLEVER CRANK	3K6
K396 12 117 3	NAD.BUCHSE V	3K4
K396 13 074 0	GEW. HÜLSE THREAD BUSH	3E2
K396 13 075 0	REGULIERSCHRAUBE	3D2
K396 13 076 0	KONTERMUTTER	3E2
K396 13 088 0	STIFFDR. BUCHSE FOOT BAR	3E2
K396 14 005 0	DICHTSCHEIBE GASKET	4B6 4B9
K396 14 122 0	LUEFTUNGSROHR VENT PIPE	~~2M11~~ 4D8
K396 15 004 0	SCHRAUBE SCREW	2M10 4G9
K396 15 007 3	KAPPE CAP	6F4
K396 15 008 0	SCHEIBE DISC	6F3
K396 15 009 3	SCHWINGE OSCILLATOR	4L5
K396 15 010 3	GELENK JOINT	4K4
K396 15 015 0	DISTANZSTUECK DISTANCE PIECE	4K6
K396 15 018 3	HALTER HOLDER	4F1
K396 15 019 0	LUEFTER KPL LIFTER CPL	4K5
K396 15 021 0	EXZENTERBUCHSE ECCENTR BUSH	4G3 4L4
K396 15 032 0	FUEHRUNG GUIDE	4G2
K396 15 033 0	DECKBLECH COVER PLATE	4J7
K396 15 034 0	EXZENTERRING ECCENTR RING	4L8
K396 15 034 4	EXZENTERRING ECCENTR RING	2M10 4L8
K396 15 038 0	GEW.-HUELSE THREADED BUSH	2M9 4F7
K396 15 067 0	OELROHR OIL PIPE	4D6
K396 15 067 3	OELROHR OIL PIPE	2L10 4D6
K396 15 068 4	VERTEILER DISTRIBUTOR	2M11 4H9
K396 15 070 0	BUCHSE BUSHING	2M11 4J9
K396 15 080 0	SCHRAUBE SCREW	4K2 4L2
K396 15 081 4	GREIFER HOOK	4G1 4M1
K396 15 082 4	SPULENGEHAEUSE BOBBIN CASE	4J1 4M2
K396 15 084 0	LEITBLECH GUIDE PLATE	4L1
K396 15 085 0	BREMSFEDER BRAKE SPRING	4M2
K396 15 086 0	SENKSCHRAUBE SCREW	4K2
K396 15 087 0	GEWINDESTIFT THREADED PIN M 1,8 X 2	4L2
K396 15 088 0	STIFT PIN 13/8 X 35	4M2
K396 15 101 0	GREIFERW.BUCHSE	4F5
K396 15 212 3	ZAHNRIEMENRAD BELT PULLEY	3F9
K396 15 214 3	ZAHNSCHEIBE TOOTHED WASHER	4J10
K396 16 008 3	KURBEL CRANK	4J5
K396 16 050 0	BUCHSE	4K6
K396 16 055 3	STELLKLOBEN BLOCK	5.3F1
K396 17 006 0	HUELSE BUSH	2D10 5.2J12
K396 17 008 0	DRUCKFEDER PRESSURE SPRING	2D10 5.2J11
K396 17 011 3	AUSLOESEHEBEL RELEASE LEVER	2B9
K396 17 014 0	KLEMMFEDER CLAMPING SPRING	2A9
K396 17 016 0	FADENFUEHRUNG THREAD GUIDE	2B11 5.2A7 5.2G9 5.2L7
K396 17 017 0	GEWINDEBOLZEN THREADED BOLT	2B11 5.2B7 5.2G9 5.2L8
K396 17 022 0	BUCHSE BUSHING	2B9
K396 17 025 3	SPULERBOCK WINDER BLOCK	2C9 5.2H12
K396 17 026 0	ARM ARM	2D9 5.2J12
K396 17 027 0	KLOBEN BLOCK	2D9 5.2J12
K396 17 028 3	NOCKEN CAM	2D10 5.2J12
K396 17 033 0	SPULERWELLE WINDER SHAFT	2A9
K396 17 033 3	SPULERWELLE WINDER SHAFT	2A9
K396 20 056 0	STICHPLATTE THROAT PLATE	1B2 1D3
K396 20 060 0	STICHPLATTE THROAT PLATE	1B2 1D3
K396 20 079 0	STICHPLATTE THROAT PLATE	1B2 1E3
K396 22 112 3	FUSS FOOT	1B3 1G2 27B2
K396 31 008 0	STOPFEN PLUG	5.3F5
K396 31 011 0	STIFT PIN	3G3
K396 31 022 0	RING RING	3G3
K396 31 038 3	KLOBEN BLOCK	3H2
K396 31 039 0	STOFFDR STANGE FOOT BAR	3H2
K396 31 131 0	ZUGSTANGE PULL ROD	3F3
K396 31 132 0	WINKELHEBEL LEVER	3G1
K396 31 132 4	WINKELHEBEL LEVER	3F3
K396 34 044 0	DISTANZRING DISTANCE RING	5.7C6
K396 34 255 0	KNOPF BUTTON	3B3
K396 34 258 0	DREHFEDER SPRING	3D3
K396 34 306 0	BUNDBUCHSE BUSHING	3C3
K396 34 307 3	STELLSCHEIBE ADJ DISC	3C3
~~K396 34 311 0~~	~~DISTANZSCHEIBE DISTANCE DISC~~	~~3D4~~
K396 34 312 0	EXZENTERBOLZEN ECCENTR BOLT	3D4
K396 34 315 0	BOLZEN BOLT	3C5
K396 34 316 4	LAGERBOCK PILLOW BLOCK	3B4
K396 35 060 3	LAGERPLATTE BEARING PLATE	4H3
K396 35 066 0	HUELSE BUSH	3E7
K396 35 067 3	ZUGSTANGE PULL ROD	4J6
K396 35 069 0	MESSER KNIFE	4F4 27C2
K396 35 074 0	DREHFEDER SPRING	4H3
K396 35 075 0	GEGENMESSER COUNTERKNIFE X 210 CR 12	4J3 27C2
K396 35 088 0	FUEHRUNGSBOLZEN GUIDE BOLT	4H4
K396 35 096 0	BOLZEN BOLT	4H3
K396 35 097 0	HUELSE BUSH	4H3 5.4D4
K396 35 111 0	SEGMENT SEGMENT	4H2
K396 35 113 0	GELENK JOINT	4F3
K396 35 114 3	TRAGBLECH CARRIER PLATE	4J2
K396 35 138 0	LAGERRING BEARING RING	4G2
K396 35 139 3	STEUERKURVE CONTROL CAM	4J6
K396 43 752 4	EINB.NAEHMASCH. SEWING MACHINE 805-121100,-121200	4A11

Änderungen vorbehalten

Teile-Nr.	Benennung	Bildtafel
K430 27 736 0	SCHEIBE DISC	2D9 5.2J11
K467 10 001 0	FADENHEB.SCHUTZ PROTECTOR	5.2J9
K467 10 009 0	ABDECKBLECH COVER PLATE	5.2M10
K467 10 010 0	ARM ARM	5.2D2
K467 10 011 4	ARMWELLE ARM SHAFT	5.2J3
K467 10 014 0	ARMDECKEL RE. RE 804-NA	5.2M8
~~K467 10 014 4~~	~~ARMDECKEL ARM COVER RE 804-NA~~	~~5.2M8~~
~~K467 10 017 0~~	~~KOPFDECKEL HEAD COVER 804NA~~	~~5.2B1~~
K467 10 039 0	OELFILZ OIL FELT	5.5D9
K467 10 052 3	ARMDECKEL V LI	5.2H7
~~K467 10 052 4~~	~~ARMDECKEL K LI 804-NA~~	~~5.2H7~~
K467 10 058 0	ANTRIEBSRAD	5.2C3
K467 10 059 0	SCHEIBE	5.2C4
K467 10 060 0	FLANSCH	5.2C3
K467 10 061 0	LAGERBOLZEN	5.2F6
K467 10 063 0	RING RING	5.4G5
K467 10 064 0	SKALA SCALE	5.4E5
K467 11 006 0	HALTER HOLDER	5.7B6
K467 11 009 0	MAGNETTRAEGER	5.5H10
~~K467 11 009 3~~	~~MAGNETTRAEGER~~	~~5.5J10~~
K467 11 011 0	HAUBE KUNSTSTOFF	5.7C7
K467 11 012 0	BUCHSE	5.2F12
K467 11 013 0	BUEGEL 804-NA	5.2F12
K467 11 015 0	WINKEL 804-NA	5.2D11
~~K467 11 015 4~~	~~WINKEL K~~	~~5.2F11~~
K467 11 028 0	6KT.MUTTER	5.2D2
K467 12 010 0	NADELSTANGE 804-NA NEEDLE BAR	5.2M1

Teile-Nr.	Benennung	Bildtafel
K467 12 010 4	NADELSTAGE NEEDLE BAR	5.2M1
K467 12 013 0	PLATTE PLATE ZNG FEHLT	5.2L2
K467 12 051 4	SCHWINGE K HUB 9MM	5.2K2
K467 12 052 4	ARMWELLE K	5.2G3
K467 13 009 3	GABEL FORK	5.4J6
K467 13 011 0	WELLE SHAFT	5.4J6
K467 13 014 0	SPINDEL SPINDLE	5.4D5 5.4G5
K467 13 015 0	ZYL STIFT CYLIND.PIN 804NA	5.4G2 5.4J4
K467 13 016 3	HEBEL LEVER 804-NA	5.4E3
K467 13 018 3	ZUGSTANGE PULL ROD 804-NA	5.4D3
K467 13 018 4	ZUGSTANGE PULL ROD	5.4D3
K467 13 019 0	BOLZEN BOLT 804NA	5.4E3
K467 13 020 3	FEDERHEBEL SPRING LEVER 804-NA	5.4E3
K467 13 020 4	FEDERHEBEL SPRING LEVER	5.4G1
K467 13 022 3	TRAEGER CARRIER	5.4H4
K467 13 024 0	DRUCKFEDER PRESSURE SPRING 1,0 C DIN 2076 C	5.4G4
K467 13 025 3	ANSCHLAG GUIDE	5.4G5
K467 13 026 0	SKALA SCALE 804-NA	5.4G5
K467 13 034 0	FEDERFUEHRUNG GUIDE	5.4G4
K467 14 009 0	GRUNDPLATTE	5.2D2
K467 15 003 0	OELROHR OIL PIPE CU ZN 38 PB 1.5	5.5L1
K467 15 013 0	ABDECKBLECH COVER RING 804NA	5.5L2
~~K467 15 024 0~~	~~DECKRING COVER RING 804NA~~	~~5.5K1~~

Teile-Nr.	Benennung	Bildtafel
K467 15 028 3	NIPPEL NIPPLE 804NA	2L10 4D8 5.5F9 5.5G4
K467 15 030 0	WINKEL ANGLE 804NA	4J11 4L11 ~~5.2G6~~
~~K467 15 030 4~~	~~WINKEL K ANGLE K 804-NA~~	~~5.2G6~~
K467 15 032 0	BUCHSE BUSHING 804NA	5.3H4
K467 15 035 3	HALTER HOLDER 804-NA	5.5F3
K467 15 036 0	GREIFERBOCK HOOK SUPPORT RE. 804-NA	5.5F4
K467 15 036 4	GREIFERBOCK KPL HOOK SUPP CPL	5.5F2
K467 15 037 0	DECKEL COVER 804-NA	5.5F5
K467 15 038 0	DICHTUNG GASKET	5.5F5
K467 15 039 3	WINKEL ANGLE	5.5E9 5.5F4
K467 15 040 0	FEDER SPRING 804NA	5.5E9
K467 15 041 0	STOPFEN PLUG 804NA	5.5F11
K467 15 043 0	STAUBKAPPE DUST COVER 804NA	5.5C4
K467 15 044 0	SPANNUNGSFEDER TENSION SPRING DUENN	5.5L2
K467 15 048 4	SPULENGEHAEUSE BOBBIN CASE	5.5J2
~~K467 15 049 4~~	~~GREIFER HOOK~~	~~5.5C4 5.5H2 5.5L1~~
K467 15 054 0	SCHEIBE DISC	5.3H10
K467 15 055 0	FLANSCH	5.3K11
~~K467 15 056 3~~	~~ZAHNSCHEIBE V C45K~~	~~5.6J8~~
K467 15 058 3	OELBLECH V	5.3H8 5.5E10
K467 15 063 0	GURTHALTER	5.3L9
~~K467 15 064 4~~	~~ZAHNRIEMENRAD K~~	~~5.3H11~~
~~K467 15 067 3~~	~~LAGERBOCK K~~	~~5.5F2~~

Teile-Nr.	Benennung	Bildtafel
K467 15 069 0	HUELSE	5.3H10
K467 15 071 0	LEISTE	5.2E2
~~K467 15 072 0~~	~~KUPPLUNGSKLAUE~~	~~5.3K3~~
K467 15 073 3	ZAHNRIEMENRAD V	5.2J6
K467 16 008 3	WELLE	5.3F5
K467 16 012 0	SCHEIBE DISC	5.3E1
K467 16 027 0	KLOBEN	5.3L9
~~K467 17 001 0~~	~~KRONRAD~~	~~5.2J5~~
~~K467 17 002 3~~	~~MITN.RAD~~	~~5.2J5~~
K467 18 001 4	EXZENTER ECCENTRIC 804NA	5.3K6
K467 18 005 3	ZAHNRAD COG WHEEL 804NA	5.3K5
K467 18 007 4	ZAHNRAD COG WHEEL 804NA	5.3H5
K467 18 009 3	ZUGSTANGE PULL ROD 804NA	5.3D11
K467 18 009 4	ZUGSTANGE PULL ROD	5.3C11
K467 18 010 0	SCHAFTSCHRAUBE SCREW 804NA	5.3K7
~~K467 20 006 3~~	~~SCHUTZ GUARD~~	~~5.5D2~~
K467 22 006 3	FUSSGAKTER FOOT HOLDER	27A8
K467 22 031 3	DUESENHALTER V	5.7D9
K467 31 004 3	OELSCHLAUCH OIL HOSE	5.3A4 5.5C9
K467 31 024 0	EXZENTER ECCENTRIC	5.2G4
K467 31 024 3	EXZENTER V ECCENTRIC V	5.2G4
K467 31 024 4	EXZENTER V ECCENTRIC V	5.2G4
~~K467 31 026 0~~	~~BUCHSE~~	~~5.2J3~~
K467 31 027 0	OELROHR	5.5B10
K467 31 028 0	KLEMMSTUECK	5.5A10
~~K467 31 032 4~~	~~ZYLINDER K CYLINDER K~~	~~5.3M7~~

Änderungen vorbehalten

Teile-Nr.	Benennung	Bildtafel
K467 34 035 3	ZAHNRIEMENRAD BELT PULLEY	12K3 12.1H6 12.1K4 12.1L4 12.1L6
K467 35 002 0	MESSERTRAEGER KNIFE CARRIER FA	5.5B3
~~K467 43 755 4~~	~~EINB.NAEHMASCH.~~	~~5.5A5~~
K477 16 022 3	KURBEL CRANK	5.3F5
K477 31 003 3	ZUGSTANGE PULL ROD	5.2J4
K504 33 115 0	SCHEIBE DISC	17.6E10
K504 33 134 0	ZUGFEDER SPRING	5.3K8 5.4E1
K568 15 019 3	EXZENTER ECCENTRIC	4K8
K568 15 020 0	KLOBEN BLOCK	4K8
K568 34 009 0	SCHEIBE DISC	3B3 ~~9H7~~ 9J8
K568 34 050 3	LAGERBOCK PILLOW BLOCK	3C5
K568 34 053 0	BUCHSE BUSHING	3D5
K568 34 054 0	PISTON PISTON	3C3
K699 97 500 1	FOLIE FOIL PP-0,06X240X260	14D3 15C3 16D3 17D3
K699 97 910 0	SCHLAUCH PVC RAU HOSE 2,5LWX1	1F3 2K10 2K12 2L9 2L10 3B9 3C10 4D7 4H9 4J7 4J8 5.2L1 5.3B4 5.3B8 5.3D11 5.3G2 5.5B12 5.5C9 5.5C10 5.5D11 5.5F10
K699 97 910 4	SCHLAUCH PVC RAU HOSE 5LWX1	2L10 5.3D4 5.5B12 5.5C11 5.5D10 5.5D11 5.5E10
K699 97 912 3	SCHLAUCH PVC HOSE 12LWX2	10G7 ~~10G8~~ 10L11 18H4 18M9
K699 97 926 5	SCHLAUCH 1,6LWX0,8 PUR	17.5B5
K699 97 940 0	SCHLAUCH HOSE 2,7LW X 0,65	12E5 12.1E4 12.1G6 12.2K4 12.2K5 12.2K6 13K8 14B2 15B2 16B2 17.1B3 17.3B2 17.5F11 17.3J9 17.3M5 17.4B2 17.4L7 17.6F6 17.6G12
K699 97 940 3	SCHLAUCH HOSE 4LWX1	13J8 17B2 17.5E11
K699 98 035 5	BAND (MOOSGUMMI) TAPE 3X5	14E4 15E4 16E4 17E4 17.4E4 17.6J5 17.6L11
K699 98 040 0	MOOSGUMMI SPONGE RUBBER	17.1E4 17.2D4 27D3
K699 98 913 7	KLEBEBAND, TESA BAND, 100X25M	14F6 14G11 15G11 16G11 16F6 17G11 17.1F7 17.4F6 27E3
K699 98 915 1	KLEBEBAND TAPE ADHESIVE 50X55M (950)	14E11 14F11 15F11 17F11
K699 98 915 2	KLEBEBAND 50X55M Y9469	12.2F10
K699 98 915 5	KLEBEBAND TAPE ADHESIVE CELLUX 499	16E11 16F11 16M11 17E11 17.1D11 17.2C12 17.2D11 17.3E12 17.4E11 27E3
K699 98 925 0	RUNDSCHNUR GUMMI RD.3	5.2H10 5.2M9
K699 99 158 0	OELDOCHT RD 1,5 NR.2050	5.2L1 5.3A4 5.3B8 5.3D4 ~~5.3B11~~ 5.3G2 5.5C9
K699 99 158 1	OELDOCHT RD 2,0 NR.2006	5.2L1
K699 99 158 2	PFEIFENREINIGER PIPE CLEANER RD 3 (300MM)	2K12 5.5F4
K699 99 158 5	OELDOCHT OIL WICK RD 4	2D4 2K10
K699 99 158 7	OELDOCHT RD 5,0 NR.2210	5.5D10
K767 10 002 4	LAGERHUELSE K HI.	5.2J7
K767 10 004 4	LAGERHUELSE K MIT.	5.2H5
K767 12 002 3	NADELSTG.GELENK	5.2J2
K767 15 005 0	OELRING OIL RING	5.5D4
K767 15 006 0	SCHEIBE DISC 0,6 DICK	5.5D4
K767 15 007 0	SCHEIBE 0,3 DICK	5.5D4
K767 15 014 0	SPANNR.LAGER	5.2C6
K767 15 014 3	SPANNROLLE V	5.2C6 5.2D6
K767 15 015 0	BOLZEN	5.2C6
K767 35 001 0	ROLLE ROLLER	5.5G6
K801 11 017 0	SPANNSCHRAUBE TENSIONING SCREW	1E5 1E8
K801 11 018 0	SCHEIBE DISC	1F5 1F8
K801 11 020 3	KNOPF BUTTON	1E6 1E9 5B4
K801 11 021 0	FADENANZUGFEDER TENSION SPRING	1D5 1D8
K801 12 006 0	GELENKBOLZEN JOINT BOLT	18D7 18E8
K801 40 063 0	DISTANZBUCHSE DISTANCE BUSH	5.4E5
K801 41 075 2	GELENK JOINT	17.5H3 17.6E2
K801 41 079 2	NIET RIVET	17.5H3 17.6D2
K801 41 128 0	DRUCKFEDER PRESSURE SPRING	7L6
~~K801 41 143 0~~	~~KLEMMSTUECK~~	~~5.7A4~~
K801 42 040 0	GUMMIMATTE RUBBER MAT	10D2 13F6
~~K802 10 003 0~~	~~FILZSCHEIBE~~ ~~FELT DISC~~	~~2H8~~
K802 41 045 3	SCHALTSTANGE SWITCH ROD	8A4
K802 41 076 3	STELLRING ADJ.RING	8C4 8D4
K802 41 472 0	SCHEIBE DISC	17.5H3 17.6D2 17.6F11 17.6F8
K802 41 473 0	ANSCHLAG GUIDE	17.5J6 17.6G4 17.6H9
K802 41 559 0	BOLZEN BOLT	18J1
K802 51 169 0	BUCHSE BUSHING	3C3
K802 51 172 0	ROHR	5.7B4
K802 51 199 0	GABELKOPF FORK HEAD	5.2F11
K802 51 302 3	KLEMMKLOBEN	5.2E11
K802 51 304 0	GELENK	5.2E11
K802 51 308 0	HAKEN 0,9 C DIN 2076C	5.2F11
~~K804 40 010 0~~	~~LASCHE~~	~~5.6L6~~
~~K804 40 012 0~~	~~STELLSCHRAUBE~~	~~5.6K6~~
K804 40 029 0	EINSTELLEHRE GAUGE	27C5
~~K804 40 142 0~~	~~LASCHE~~ ~~SHACKLE~~	~~5K2~~
~~K804 40 143 0~~	~~GEWINDEBOLZEN~~ ~~THREADED BOLT~~	~~5J3~~
K804 40 198 0	HALTER	5.7C9
K804 41 011 0	KLEMMBOCK CLAMP BEARER	8D12 8E6 9F4 ~~9G6~~
K804 41 038 0	BOLZEN BOLT	8D2 8H6
K804 41 052 0	WELLE SHAFT	9L5
K804 41 166 2	FEDERBLECH SPRING PLATE	15K6 17K7
K804 41 170 0	PLATTE PLATE	14F2 15F1 15G5 15H9 15J3 16F2 17F2 17.1F3 17.1F5 17.2D1 17.2D7 17.2G5 17.2H11 17.3E2 17.3H4 17.4E2 17.4G4
K804 41 225 0	SCHIEBER SLIDE RE.	~~14J5~~ 15G2 15H8 16J5 17J5 17.1F5 17.2E1 17.2H11 17.3E2 17.4H4
K804 41 226 0	SCHIEBER SLIDE LI.	~~14F2~~ 15G5 15J3 16F2 17F2 17.1F3 17.2E7 17.2H5 17.3H4 17.4E2
K804 41 227 3	SCHIEBER SLIDE	14F4 15F3 15H9 16F4 17F4 17.1G5 17.2E2 17.2H11 17.3F4 17.4F3
K804 41 228 3	SCHIEBER SLIDE	14G5 15F5 15H4 16G5 17G6 17.1G6 17.2E7 17.2G5 17.3F4 17.3G5 17.4F4
K804 41 231 3	GELENK JOINT	17.1F3 17.1H5 17.2E2 17.2E7 17.2E9 17.2F4 17.3F2 17.3H6 17.4F3 17.4G5
K804 41 232 3	GELENK JOINT	17.1G5 17.1H5 17.2E4 17.2E9 17.2F7 17.3G4 17.3H6 17.4G4 17.4H5
K804 41 237 3	SPINDEL SPINDLE	17.1G3 17.1H7 17.2G7 17.2H3 17.2J4 17.2H9 17.3F6 17.3H3 17.4F1 17.4G5
K804 41 238 3	FUEHRUNG GUIDE	17.1F4 17.1G6 17.2D2 17.2D7 17.2G11 17.3G5 17.4F4
K804 41 272 2	NIET RIVET	17.6F11
K804 41 328 2	GELENK JOINT	17.2G5 17.6E7
K804 41 329 2	GELENK JOINT	17.6E7
K804 41 330 2	GELENK JOINT	17.6E7

Änderungen vorbehalten

Teile-Nr.	Benennung	Bildtafel
K804 41 348 0	NIET RIVET	17.2B12 17.2C11 17.2C12 17.3D12
~~K804 51 163 3~~	~~KLEMMKLOBEN BLOCK~~	~~10K5 10L5 10L6~~
K805 25 001 0	ROHR PIPE	27E5
K805 25 002 0	BOHRER A 2,5 X 6 DRILL BIT	20L7
K805 25 003 0	STEMPEL STAMP	20L8
K805 25 004 0	MATRIZE DIE	20L7
~~K805 40 002 3~~	~~TRAEGER K CARRIER F. SCHLITTEN~~	~~6D4~~
K805 40 003 3	X-SCHLITTEN K CARIAGE	6H7
K805 40 003 4	X-SCHLITTEN K CARIAGE	6H6
K805 40 004 0	Y-SCHLITTEN CARIAGE	7D8
K805 40 005 3	HEBEL V LEVER	7J5
K805 40 007 0	TISCHPLATTE TABLE TOP	10C7
K805 40 011 0	ANSCHLAG GUIDE	6E5 6F7
K805 40 013 3	SPANNBLOCK V TENSIONING BLOCK	6H4 6M8
K805 40 013 4	SPANNBLOCK K TENSIONING BLOCK	6H4 6M8
K805 40 016 0	HTD-PLATTE HOLDING PLATE	7A7
K805 40 018 0	WELLE SHAFT D30X1095	6E1
K805 40 019 0	WELLE SHAFT D20X600	6J7 6L12
K805 40 020 0	HTD-ZAHNSCHEIBE TOOTH WASHER	6H4 6L8
~~K805 40 021 0~~	~~PLATTE PLATE~~	~~10F6~~
K805 40 022 0	HALTER HOLDING PIECE	10F5
K805 40 023 0	ANSCHLAG GUIDE	7D4 7D9
K805 40 024 0	LAGERBOCK PILLOW BLOCK	7F5
K805 40 029 0	SCHALTHEBEL LEVER	6G8 7B8
K805 40 030 0	WELLE SHAFT	7F7
K805 40 033 0	TRAGPLATTE SHAFT	5L7 5.6K9
~~K805 40 033 0~~	~~TRAGPLATTE SUPPORT PLATE 940 X 285 X 25 MM~~	~~5L7 5.6K9~~

Teile-Nr.	Benennung	Bildtafel
K805 40 034 4	WART.EINHEIT K MAINTENANCE UNIT	22F12
~~K805 40 037 0~~	~~VENTILPLATTE VALVE PLATE~~	~~21K7~~
K805 40 086 0	STICHPLATTE THROAT PLATE	10B9
K805 40 105 0	LAGER BEARING	7G5
K805 40 108 0	WINKEL ANGLE	7C4
K805 40 109 0	4KT-SCHRAUBE SQU. HEAD SCREW	7H4
K805 40 110 0	HALTER HOLDER	7M6 7M8
K805 40 111 0	FUEHRUNG GUIDING	7M5 7M8
~~K805 40 113 0~~	~~ABDECKUNG COVER~~	~~11D2~~
K805 40 114 0	ABDECKUNG COVER	11B9
K805 40 115 0	ABDECKUNG COVER	11A8
K805 40 116 0	ABDECKUNG COVER	11C5
K805 40 117 0	ABDECKUNG COVER	11F4
K805 40 118 0	ABDECKUNG COVER	11D11
K805 40 119 0	ABDECKUNG COVER	11J12
~~K805 40 120 0~~	~~ABDECKUNG COVER~~	~~11L11~~
K805 40 122 0	LAGERBOCK	5.6D6
K805 40 123 0	PLATTE	5F5 5.6D6
K805 40 124 0	SCHNAEPPER	5F3 5.6D4
K805 40 128 0	ANSCHLAG STOP	11K2 11L2
K805 40 129 0	ANSCHLAG STOP	11G2 11K2
K805 40 133 0	ABDECKUNG COVER	11C4
K805 40 134 0	ABDECKUNG COVER	11B3
K805 40 135 3	ABDECKUNG COVER	11D9
K805 40 136 0	ABDECKUNG COVER	11B9
K805 40 143 0	PLATTE PLATE	11L5
K805 40 144 3	HAUBE V COVER	10J11
K805 40 147 0	PLATTE PLATE	10H8

Teile-Nr.	Benennung	Bildtafel
K805 40 149 0	HALTER HOLDER	10K11
K805 40 150 0	TASCHENABLAGE MATERIAL BOX POLYSTYROL 475 K	10D2
K805 40 152 3	HALTER V HOLDER	10F3
K805 40 153 0	HTD PLATTE	6F8
~~K805 40 154 0~~	~~STICHPLATTE THROAT PLATE~~	~~10A9~~
K805 40 155 0	LAGERBOCK	7G5
K805 40 157 0	DISTANZBOLZEN BOLT	11J2
K805 40 158 0	WINKEL ANGLE	11J2
K805 40 160 0	STOPFEN PLUG	7L6
K805 40 165 0	SCHEIBE DISC	7L5 7L8
K805 40 169 0	SCHEIBE DISC	7G5 7H6
~~K805 40 174 3~~	~~WINKEL V ANGLE~~	~~11F4~~
K805 40 175 0	WINKEL ANGLE	11G9
K805 40 187 0	BUCHSE BUSHING	7L8
K805 40 188 0	STOESSEL TAPPET	7L8 7M6
K805 40 189 0	DRUCKFEDER PRESSURE SPRING	7L8 7M6
K805 40 190 0	HALTER HOLDER	10G3
K805 40 191 0	KLOBEN PISTON	10H1
K805 40 192 0	BOLZEN BOLT	10J1
K805 40 193 0	PLATTE PLATE	10G3
K805 40 194 0	STUETZE SUPPORT	10L4
K805 40 195 0	ABLAGE REST	10K6
K805 40 196 0	HAFTMATTE RUBBER MAT	10K5
K805 40 197 0	ZAHNRIEMEN BELT	6K8 7B5 7F10
K805 40 198 0	ZAHNRIEMEN BELT	6F8 6G5
K805 40 200 0	GELENKKOPF JOINT HEAD	5D5 5.6A6 17.2F4
~~K805 40 203 0~~	~~LAGERBOCK~~	~~5J4~~
K805 40 206 4	INJEKTOR INJECTOR	9K3 ~~10F8 10H6~~

Teile-Nr.	Benennung	Bildtafel
~~K805 49 209 0~~	~~VERTEILER DISTRIBUTOR~~	~~5D7 5.7H1~~
K805 40 210 0	LAGERBOCK	5.6B3
K805 40 211 0	LAGERBOCK	5.6F3
K805 40 223 0	Z-BLECH	5.7C3
K805 40 226 3	ROHR PIPE	14D1 14E3 15D1 15E3 16D1 16D3 17D1 17E3
K805 40 227 0	HALTER HOLDER	14C2 15C1 16C2 17C2
K805 40 230 0	TISCHPLATTE TABLE TOP	10C7
K805 40 232 0	PLATTE PLATE	14C2 15C1 16C2 17C2
K805 40 233 0	KLAMMER CLAMP	20K9 20K11
K805 40 236 0	DREHZYLINDER	5.7A2
K805 40 238 0	AUFNAHME	5G2
K805 40 240 0	FLANSCH	5J11
K805 40 241 0	SCHWENKLAGER PIVOT BEARING	5J4 5.6G6
K805 41 001 0	HEBEL LEVER	9B8
K805 41 002 0	SCHLITTEN CARRIAGE	9J5
K805 41 003 0	BRUECKE BRIDGE	14B4 15B4 16B4 17A4 17.1A4 17.2A4 17.3A4 17.4A4
K805 41 003 3	BRUECKE K BRIDGE	14A6 15B5 16A6 17A6 17.1A6 17.2B2 17.3A5 17.4A5
K805 41 004 0	HEBEL LEVER	8D9
K805 41 005 0	SCHLITTEN CARRIAGE	8J9
K805 41 006 0	HALTER HOLDER	8K6
K805 41 007 0	BOCK SUPPORT	9H12 9J9
K805 41 008 0	BUCHSE BUSHING	8G9 9G9 9H11
K805 41 009 0	KOLBEN BLOCK	8H10 9J8 9J10
K805 41 010 0	SPEZIALBOLZEN BOLT	14B6 14C2 14K8 15C2 15B5 15L9 16A3 16B6 16C2 16K9 17B6 17C2 17L8 17.1B6 17.1C8 17.2A6 17.2B2 17.2C8

Änderungen vorbehalten

Teile-Nr.	Benennung	Bildtafel
		17.3D8 17.4B7
		17.4C2 17.4D8
K805 41 011 0	BUCHSE	9J9 9J12
	BUSHING	
K805 41 012 0	WINKEL	9C3 9E7
	ANGLE	
K805 41 014 3	KLOBEN	9M7
	BLOCK	
K805 41 015 0	ANSCHLAG	9L6 9L7
	STOP	
K805 41 016 0	DREHFEDER	9M7
	SPRING	
	LINKS	
K805 41 017 0	STOESSEL	9H3
	TAPPET	
K805 41 018 0	STOESSEL	9J3
	TAPPET	
K805 41 019 0	STOESSEL	8H12 8J9
	TAPPET	
K805 41 020 0	STOESSEL	8K10
	TAPPET	
K805 41 021 0	KAPPE	8H9 8K12 8L11
	CAP	9J8
K805 41 021 3	KAPPE V	8H9 8L11 8L12
	CAP	9G3 9J8
K805 41 022 0	DRUCKFEDER	8H9 9G9 9H11
	PRESSURE SPRING	
K805 41 023 0	EXZENTER	8G8
	ECCENTRIC	
K805 41 024 0	KLEMMBOCK	8G8
	CLAMP BEARER	
K805 41 025 3	LAGERBOCK V	8F8
	CLAMP BEARER	
K805 41 026 0	LEISTE	8B8
	REGLET	
~~K805 41 027 0~~	~~BOLZEN~~	~~9G6~~
	~~BOLT~~	
K805 41 028 0	KLOTZ	8H3
	LOG	
K805 41 029 0	BUCHSE	8L11 9J12
	BUSHING	
K805 41 030 0	KUPPLUNG	9L12
	COUPLER	
K805 41 031 0	ANSCHLAG	9G7
	STOP	
~~K805 41 032 0~~	~~STIFT~~	~~9J8~~
	~~PIN~~	
~~K805 41 033 0~~	~~SCHEIBE~~	~~8H9 8L11 8L12~~
	~~DISC~~	~~9G3 9J8~~
K805 41 035 0	GELENK	14F2 15G2 15G4
	JOINT	15G7 15H7 16F2
		17E2
K805 41 036 3	GELENK	14G4 15G3 15G4
	JOINT	15G6 15G8 16G4
		17G4
K805 41 038 0	LASCHE	14F2 14H6 15F1
	SHACKLE	15F8 15H1 16F2
		16H6 17F2 17H6

Teile-Nr.	Benennung	Bildtafel
K805 41 039 0	LEISTE	14F4 14H5 15F3
	REGLET	15G6 15H8 15J3
		16F4 16H5 17F4
		17H5 17.1G4 17.1G6
		17.2E1 17.2E7
		17.2G10 17.2H5
		17.3F4 17EH5
		17.4G4
K805 41 040 0	BOLZEN	14G2 15J3 15K9 16F2
	BOLT	17F2 17.1G3 17.1H7
		17.2H2 17.2H7
		17.2H9 17.3F7
		17.3H2 17.4F1
K805 41 041 0	SPEZIALBOLZEN	14G2 15H6 15J1
	BOLT	16G2 17G1
K805 41 042 0	BOLZEN	14G4 ~~15G1 15H6~~
	BOLT	16G4 17G4
K805 41 043 0	LEISTE	14G2 14G6 15G1 15J7
	REGLET	16G2 16G6 17G1 17G6
		17.2H2 17.2H7
		17.3G7 17.3H2
		17.4G6 17.4J1
K805 41 044 0	LEISTE	15J3 15K9 17.2J3
	REGLET	17.2J8 17.2J10
K805 41 045 3	LEISTE V	15G4 15H7
	REGLET	
K805 41 048 0	HALTEPLATTE	15J3 15K6 17J6
	HOLDING PLATE	
K805 41 049 0	WINKEL	15H1 15J8
	ANGLE	
K805 41 050 0	PLATTE	14H1 14J6 15K1 15K7
	PLATE	15L5 16H1 16J6 17J2
		17J6 17.1J2 17.1J7
		17.2H2 17.2H7
		17.2M7 17.3J3
		17.3J7 17.3L7
		17.4J1
~~K805 41 051 0~~	~~SEITENSCHIEBER~~	~~14H4 15H6 15K3~~
	~~SIDE SLIDER~~	~~16H4 17H4~~
~~K805 41 052 0~~	~~SEITENSCHIEBER~~	~~14H4 15H6 15L3~~
	~~SIDE SLIDER~~	~~16H4 17H4~~
~~K805 41 053 0~~	~~SEITENSCHIEBER~~	~~14H4 15H6 15L3~~
	~~SIDE SLIDER~~	~~16H4 17J4~~
~~K805 41 054 0~~	~~ECKENSCHIEBER~~	~~14K6 17K4~~
	~~CORNER SLIDER~~	
~~K805 41 055 0~~	~~VORDERSCHIEBER~~	~~14K6 16J6~~
	~~FRONT SLIDER~~	
~~K805 41 056 0~~	~~VORDERSCHIEBER~~	~~15K4 16K6 17M4~~
	~~FRONT SLIDER~~	
K805 41 057 0	PLATTE	14H4 15K3 16H4
	PLATE	17H4 17.1H4
		17.4H3
K805 41 060 0	LEISTE	15K4 17K7
	REGLET	17.1J5 17.3H4
		17.4H4

Teile-Nr.	Benennung	Bildtafel
K805 41 061 0	BUCHSE	14G3 14H6 15J6
	BUSHING	~~15K3~~ 16G3 16H6
		~~17G3~~ 17H6
K805 41 065 0	PLATTE	14C3 15C3 16C3
	PLATE	17C3 17.1C4
		17.2C3 17.3C3
		17.4D3
K805 41 066 0	PLATTE	14D3 15D3 16D3
	PLATE	17D3 17.1D4
		17.2C3 17.3C3
		17.4D3
K805 41 067 0	PLATTE	14D3 15D3 16D3
	PLATE	17D3 17.1D4
		17.2C3 17.3D4
		17.4D3
K805 41 068 0	BUCHSE	14C4 14F6 15C3
	BUSHING	15F4 16C4
		16E6 17C3
		17.1C4 17.1E6
		17.2B4 17.2F4
		17.3C4 17.3E6
		17.4C4 17.4E6
K805 41 069 0	KEGELST.FEDER	14D6 15D5 16D6
	SPRING	17D6
	D=0,8 DIN 2076 C	
K805 41 070 0	STUTZEN	14D4 15D3 16D4
	MUFF	17D4 17.1D4
		17.2C4 17.3D4
		17.4D4
K805 41 071 0	LEISTE	9G4
	REGLET	
K805 41 075 0	FEDERBLECH LI.	14G4 15J6
		16G4 17H4
K805 41 076 0	FEDERBLECH RE.	14K5 15K6
		16K5 17J5
K805 41 080 3	PLATTE	14F6 15K7 16L3
	PLATE	17K2 17.1L7 17.2L7
		17.3K3 17.4L5
K805 41 081 0	PLATTE	14J2 14J5 16J2
	PLATE	16J4 17J2 17J5
		17.1J6 17.1K4
		17.2J5 17.2L3
		17.3J5 17.3K2
		17.4K5
K805 41 082 0	PLATTE	14G11 15F4 15G11
	PLATE	16F6 17G11 17.1F7
	DELRIN 300X300	17.2F5 17.4F6 27G3
K805 41 083 0	SPEZIALBELAG	14K2 16J2 17J2
	SPECIAL COATING	17.1K3 17.2L4
	SCHWGUM.2MM400X400	17.4K3 27G3
K805 41 084 0	SPEZIALBELAG	14E11 15F11 15G11
	SPECIAL COATING	16E11 16G11 17F11
	SCHWGUM.3MM250X270	17.5M7 27H3
K805 41 085 2	PLATTE	14K11 14K12 15K12
	PLATE	16K11 17K11
		17.1C12 17.2E12
		17.4C12

Teile-Nr.	Benennung	Bildtafel
K805 41 087 0	HALTER	14J11 15J11 16J11
	HOLDER	17J11 17.1B8
		17.2B8 17.3C11
		17.4B8
K805 41 087 3	HALTER V	14J11 15J11 16J11
	HOLDER	17J11 17.1A8
		17.2A8 17.3C11
		17.4B8
K805 41 088 0	STIFT	14J8 15K9 16J8
	PIN	17K8 17.1B8
		17.2B8 17.3C8
		17.4C8
K805 41 091 0	ANSCHLAG	14H8 14H11 15J11
	GUIDE	16H6 16H11 17J8
		17J11 17.1B11
		17.2B11 17.3B9
		17.3B11 17.4A8
		17.4B11
K805 41 092 0	KLEMMFEDER	14H8 14H11 15H11
	CLAMPING SPRING	16H8 16H11 17H8
		17H11 17.1B11
		17.2B11 17.3A9
		17.3A11 17.4A8
		17.4B11
K805 41 093 2	FEDERBLECH	14J4 17.1K5
	SPRING PLATE	
K805 41 094 2	PLATTE	14J4 14J6
	PLATE	17.1K5
K805 41 095 0	DISTANZSTUECK	14J6
	DISTANCE PIECE	
K805 41 096 0	DISTANZSTUECK	14J6
	DISTANCE PIECE	
K805 41 097 0	FOLIE	14B11 15B11 16C11
	FOIL	17C11 17.5J7
	15X15	17.6F6 17.6G12
K805 41 098 0	AUFKLEBER	14C11 15C11 17B11
	LABEL	17.5H7 17.6F6
	CODIERFELD	17.6G12
K805 41 099 0	SPEZIALBOLZEN	14E8 15E9 15E11
	BOLT	16E8 17D8 17E11
		17.5K3 17.5L7
		20J9 20J11 17.6H1
		17.6H4 17.6K7
		17.6K11
K805 41 100 2	PLATTE	14E10 15D11 16E10
	TRANSFER	17E10
K805 41 101 0	SPEZIALBOLZEN	14C8 15C8 16C8
	BOLT	17C8 17.5J2
		17.6F1 17.6F7
K805 41 102 0	AUFKLEBER	14E10 15E10 16E10
	LABEL	17D10 17.5K7
	EINSTELLTABELLE	17.6H4
K805 41 103 0	KLAMMER	14C10 15C10
	CLAMP	16C10 17C10
	X 12 CR NI 177	
K805 41 104 0	KLAMMER	14C8 15C9
	CLAMP	
	X 12 CR NI 177	

Änderungen vorbehalten

Teile-Nr.	Benennung	Bildtafel
K805 41 105 0	HALTER HOLDER	8B6
K805 41 106 0	LASCHE SHACKLE	8B6
K805 41 107 0	LEISTE	17.5K11
K805 41 110 0	WELLE D20X450	8E5
K805 41 111 0	WELLE D16X590	8E5 9E10 9F8
K805 41 112 0	WELLE D12X495	8F12 8G11
K805 41 119 0	FEDERBLECH SPRING PLATE	9L8
K805 41 120 0	KLEMMBOCK CLAMP BEARER	9K3
K805 41 121 2	SCHIEBERBLECH SLIDE PLATE	17.1D11 17,2D11 17.2D11 17.3E11 17.4E11
K805 41 122 0	BOLZEN BOLT	17.1G3 17.1H5 17.2F2 17.2F7 17.3F2 17.4G2 17.4G3
K805 41 123 0	GELENK JOINT	17.1G3 17.1H7 17.2G2 17.2H9 17.3F7 17.3H2 17.4F1 14.4G6
K805 41 124 0	BUCHSE BUSHING	17.1G3 17.1H7 17.3H6 17.4G2 17.4G6
K805 41 125 0	FEDERBLECH RE.	17.1J5 17.2G7 ~~17.2H4~~ 17.3J6 17.4H5 17.4J7
K805 41 126 0	FEDERBLECH SPRING PLATE	17.1H5 17.4H4
K805 41 127 0	PLATTE	17.1D4 17.2D4 ~~17.3G3 17.3G5~~ 17.4D3 17.6J2 17.6J7
K805 41 130 2	PLATTE PLATE	17.5J2
K805 41 131 0	BRUECKE	17.5F3
K805 41 132 0	PLATTE	17.5D3
K805 41 133 0	HALTER	17.5B3
K805 41 134 0	PLATTE	17.5B3
K805 41 135 0	KLOTZ	17.5B5
K805 41 136 0	STANGE	17.5C6 17.5D6
K805 41 137 0	KLOBEN	17.5C5 17.5D6
K805 41 138 0	HEBEL	17.5E4 17.5E6
K805 41 139 0	KLOBEN	17.5E4
K805 41 140 0	BOLZEN	17.5D3
K805 41 141 0	BOLZEN	17.5G3 17.6C8 17.6D2
K805 41 142 0	PLATTE PLATE	17.5H3
K805 41 143 0	HUELSE	17.5J5 17.6F4
K805 41 144 0	STANGE	17.5G3 17.6C8 17.6D4
K805 41 145 0	KLOBEN	17.5G5 17.6C2 16.C10
K805 41 146 0	BUCHSE BUSHING	17.5L4 17.6J2
K805 41 147 0	NIET RIVET	17.5L4 17.6L8 17.6J2
K805 41 147 0	NIET RIVET	17.5L4
K805 41 148 2	INNENSCHIEBER	17.5L7
K805 41 149 0	PLATTE PLATE	17.5L7
K805 41 150 0	PLATTE PLATE	17.5M7
K805 41 151 0	BLECH PLATE	17.5M6 17.6L10 17.6K5
K805 41 152 0	LEISTE REGLET	17.5E8 17.6C6 17.6C12
K805 41 153 0	LEISTE REGLET	17.5F10
K805 41 154 0	STANGE	17.5C6
K805 41 155 3	SCHRAUBE V SCREW	17.5D7 17.6C6 17.6C12
K805 41 156 0	PLATTE PLATE	17.5G6
K805 41 170 0	PLATTE PLATE	12.2F7
K805 41 171 0	BOCK	12.2D4
K805 41 172 0	PLATTE	12.2F4 12.2F7
K805 41 173 0	NOCKEN	12.2D6
K805 41 174 0	KLEMMSTUECK	12.2E7
K805 41 175 0	STANGE	12.2D6
K805 41 176 0	MUTTER	12.2E7
K805 41 177 0	LASCHE	12.2D8
K805 41 178 0	ROHR	12.2D8
K805 41 179 0	PLATTE PLATE	12.2H9
K805 41 180 0	PLATTE PLATE	12.2E8
K805 41 181 0	PLATTE PLATE	12.2E8
K805 41 182 0	LEISTE REGLET	12.2F9
K805 41 182 3	LEISTE V REGLET	12.2F9
K805 41 183 0	LEISTE REGLET	12.2F9
K805 41 184 0	LEISTE REGLET	12.2F9
K805 41 185 0	KLEMMFEDER	12.2F9
K805 41 185 3	KLEMMFEDER V	12.2E9
K805 41 185 4	KLEMMFEDER K	12.2G9
K805 41 186 0	ABDECKUNG POLYSTROL	12.2B9
K805 41 190 0	SCHEIBE DISC	17.6G1 17.6H6 17.6J7 17.6J12
K805 41 191 0	LEISTE REGLET	9D2
K805 41 192 0	KOLBEN BLOCK	9D2
K805 41 193 0	HALTER HOLDER	9B3
~~K805 41 194 0~~	~~SCHIEBER SLIDE~~	~~17.1J4 17.2F7 17.2H4 17.3H3 17.3J6 17.4H4 17.4J5~~
~~K805 41 195 0~~	~~SCHIEBER SLIDE~~	~~17.1J4 17.2G7 17.2H4 17.3H3 17.3J6 17.4H4 17.4J5~~
K805 41 196 0	SEITENSCHIEBER	17.1J4 17.2G7 17.2H4 17.3H3 17.3J6 17.4J4 17.4J5
K805 41 197 0	ECKENSCHIEBER	17.4J4 17.4K7
K805 41 198 0	VORDERSCHIEBER	17.1J5
K805 41 199 0	VORDERSCHIEBER	17.2F9 17.2L5 17.4K7
K805 41 201 4	SCHLAUCHEINSATZ K	14B2 15B1 16C2
K805 41 202 0	TRANSFERPLATTE	17.6H6 17.6H12
K805 41 203 0	SCHUBSTANGE	17.6G1 17.6H6 17.6J7 17.6K12
K805 41 204 0	SCHUBSTANGE	17.6D2
K805 41 205 2	SCHUBSTANGE	17.6C2
K805 41 206 2	INNENSCHIEBER	17.6J5
K805 41 207 2	PLATTE PLATE	17.6J5
K805 41 208 0	PLATTE PLATE	17.6H6 17.6J10
K805 41 209 0	BUCHSE	17.6K8
K805 41 210 0	BOLZEN BOLT	17.6F8
K805 41 211 0	KLOBEN	17.6C2 17.6C10
K805 41 212 0	HUELSE	17.6L10
K805 41 214 0	STREBE STRUT	14.J7 15K4 16K3 17J3 17.1J4 17.1K7 17.2J5 17.2K2 17.3J5 17.3K2 17.4J2 17.4J2 17.4J6
K805 41 2212	ANSATZNIET	17.6C2
K805 41 228 2	SCHUBSTANGE CONN. ROD CPL.	17.6D8
K805 41 229 2	INNENSCHIEBER	17.6J7
K805 41 230 2	DELRINPLATTE	17.6J7
K805 41 231 0	BOLZEN BOLT	17.6F8
K805 41 251 2	FEDERBLECH	17.1K5
K805 41 334 2	GELENK JOINT	17.6F7
K805 41 335 2	GELENK JOINT	17.6E7
K805 41 753 4	NAEHSTATION E.N.467 43 755 4	5.6A11 5.7A11
K805 41 760 9	TEILESATZ K ZUSATZNAHT	17.5L11
K805 41 765 9	TEILESATZ K. DOPPELNAHT > 0,5 PART SEL CPL	17.5B9
K805 42 001 3	TRAEGERBLECH V CARRIER PLATE	13F8
K805 42 002 0	LAGERBOCK PILLOW BLOCK	13G3
K805 42 003 0	GEHAEUSE HOUSING	13F8
K805 42 005 0	ACHSE AXLE	13J5
K805 42 006 0	HEBEL LEVER	13E3
K805 42 007 0	ACHSE AXLE	13E8
K805 42 008 0	HEBEL LEVER	13D6

Änderungen vorbehalten

Teile-Nr.	Benennung	Bildtafel
K805 42 009 0	ACHSE AXLE	13J2
K805 42 010 0	HEBEL LEVER	13D3
K805 42 011 0	ROHR PIPE	13B2
K805 42 012 0	HEBEL LEVER	13E6
K805 42 013 0	ROHR PIPE	13B7
K805 42 017 0	PLATTE PLATE	13D8 13M8
K805 42 018 0	PLATTE PLATE	13L8
K805 42 020 0	GEHAEUSE HOUSING	12C5
K805 42 021 0	GEHAEUSE HOUSING	12.2D2
K805 42 022 0	HALTER HOLDER	12H2 12.1L3
K805 42 023 0	HALTER HOLDER	12.1H5
K805 42 024 0	HEBEL LEVER	12F3 12.1F5 12.1G3
K805 42 025 0	WELLE	12H8 12.1K8
K805 42 028 0	ABDECKUNG COVER	12D11 12.1C10
K805 42 029 0	LEISTE REGLET	12F10 12.1E11
K805 42 030 0	PLATTE PLATE	12G7 12.1H8
K805 42 032 0	HALTER HOLDER	~~10F8~~ 12.1J4
~~K805 42 033 0~~	~~PLATTE PLATE~~	~~10G8~~
K805 42 034 0	BOLZEN BOLT	13C10 13D8 13M8
K805 42 035 0	HUELSE BUSH	12H7 12.1K10
K805 42 036 0	WINKEL ANGLE	13B9 13M8
~~K805 42 037 0~~	~~ABDECKUNG COVER~~	~~13C11~~
K805 42 039 0	DRUCKFEDER	12.1E6
~~K805 42 040 4~~	~~STAPLER K~~	~~13A11~~
K805 42 041 4	AUSROLLER VOR K	12.1B9
K805 42 042 4	AUSROLLER	12B10
~~K805 42 043 4~~	~~AUSROLLER K~~	~~10F9~~
K805 42 045 0	ABDECKUNG POLYS.475K COVER	12.1J2
K805 42 052 0	WINKEL ANGLE	13H11
K805 42 053 0	LASCHE SHACKLE	13K8
K805 42 054 0	EXZENTER ECCENTRIC	13F8

Teile-Nr.	Benennung	Bildtafel
~~K805 42 055 0~~	~~TRAEGER~~	~~13G4~~
~~K805 42 056 0~~	~~ABLAGE~~	~~13G2~~
~~K805 42 057 0~~	~~ABLAGE~~	~~13G2~~
K805 42 058 0	ABDECKUNG COVER	12G3
K805 42 059 0	BLAESER BLOWER	12D3 12.1D4
K805 42 060 0	WELLE	12.1J7 12.1L6
K805 42 061 0	ABDECKUNG PC FARBLOS	12.1A3
K805 42 062 0	TRANSPORTRAD FEED WHEEL	12.1H4 12.1J9 12.1L2 12.1L7
K805 42 063 0	RING RING	12.1H4 12.1J9 12.1L2 12.1L7
K805 42 751 9	AUSROLLER K	12A9
K805 48 001 0	HALTER HOLDER	9B6 9E8
K805 48 002 0	PLATTE PLATE	8C9 8F12
K805 48 003 0	WINKEL ANGLE	8G5
K805 48 012 4	VERSTAERKER AMPLIFIER	23G11
K805 48 013 4	VERSTAERKER AMPLIFIER	23G11
K805 48 014 4	VERSTAERKER AMPLIFIER	23F11
K805 48 018 0	DECKEL COVER	18H6
K805 48 021 0	WINKEL ANGLE	7L6 7M4
K805 48 027 0	VERT.WINKEL BRACKET	13K10
K805 48 028 0	PLATTE PLATE	13F9
~~K805 48 029 4~~	~~VERT.STAPLER K DISTRIBUTOR STACKER~~	~~13J11~~
K805 48 037 0	WINKEL ANGLE	8H6
K805 48 044 4	INTERFACE INTERFACE	24C10
K805 48 006 0	VERT. PLATTE DISTRIBUTOR PLATE	24B10
K805 48 067 4	INTERFACE INTERFACE	23B11
K805 48 068 4	KABEL K CABLE INTERFACE	23C11 24D10
K805 48 070 4	KABEL K CABLE SOLLWERT.VERST.	23C11
K805 48 076 4	KABEL IMP.Y K CABLE	23D11
K805 48 077 4	KABEL K CABLE IMPULS X	23E11

Teile-Nr.	Benennung	Bildtafel
K805 48 078 4	KABEL K CABLE IMPULS Z	23D11
K805 48 086 0	SCHALTBLECH	10E10
K805 48 105 4	EPROM EPROM	23H9
K805 48 106 4	EPROM EPROM	23J9
K805 48 112 0	LUEFTERADAPTER PC RAUCHTOPAS	5.6F11
K805 48 115 0	U-BLECH U-PLATE	19H6
~~K805 48 116 0~~	~~WINKEL ANGLE~~	~~5.7J3~~
~~K805 48 120 0~~	~~ENDSTUECK~~	~~5G10 5.7K4~~
~~K805 48 121 0~~	~~INST. KANAL~~	~~5.7H6~~
K805 48 123 0	STEHBOLZEN BOLT	25F10
~~K805 48 130 4~~	~~BEDIENGEHÄUSE K CONTROL HOUSING K~~	~~26J5~~
K805 48 131 4	NETZSCHALTER K MAIN SWITCH	25C10
K805 48 135 4	AC-VERST.-XK AC-AMPLIFIER-ZK	23F10
K805 48 136 4	AC-VERST.-YK AC-AMPLIFIER-YK	23F10
K805 48 137 4	AC-VERST.-ZK AC-AMPLIFIER-ZK	23F10
K805 48 138 4	INTERF. VERST. K INTERFACE AMPLIFIER K	23D10
K805 48 139 4	3-ACHS-VERST. K 3-AXLE-AMPLFIER K	23E10
K805 48 141 4	INTERFACE K,RECHNER1 INTERFACE K	23D10
~~K805 48 143 4~~	~~VERTEILUNG K NAEHSTATION~~	~~5.7D6~~
K805 48 145 4	VERTEILUNG K FRÄSE REGULATOR CPL	19K3
K805 48 150 4	FADENWÄCHT.-PLATTE K THREAD MONITOR PLATE CPL	5.7C6
K805 48 151 4	FADENWÄCHTER K THREAD MONITOR CPL	5.7C7
K805 48 152 4	INTERFACE, RECHNER2 INTERFACE	23C10
~~K805 48 161 0~~	~~WINKEL~~	~~5E9~~
K805 48 167 0	INST. KANAL	5F12
K805 53 001 0	LAGERBOCK PILLOW BLOCK	19G5
K805 53 002 0	ACHSE AXLE	18C1

Teile-Nr.	Benennung	Bildtafel
K805 53 003 0	LEISTE REGLET	19G4
K805 53 004 0	PLATTE PLATE	19A3
K805 53 005 0	HEBEL LEVER	18B6
K805 53 006 0	SCHARNIER HINGE	18J1
K805 53 007 0	KLOBEN BLOCK	18K3
K805 53 009 0	SCHWENKARM PIVOT ARM	18A2
K805 53 010 0	SCHLITTEN CARRIAGE	18F10
K805 53 011 0	PLATTE PLATE	18J11
K805 53 014 0	LASCHE SHACKLE	18D5 18E4 18E7 18F5
K805 53 015 0	GABEL	18E6
K805 53 017 0	GEHAEUSE	18E8
K805 53 018 0	PLATTE PLATE	18G5
K805 53 019 0	SCHALTSTUECK CONTAKT MAKER	18E6
K805 53 020 0	GEGENLAGER COUNTER BEARING	18D8
K805 53 021 0	STANGE ROD	18H6
K805 53 022 0	STANGE ROD	18J8
K805 53 023 0	GEWINDEPLATTE THREADED PLATE	13K4 18E2
K805 53 024 0	BUCHSE BUSHING	18K9
K805 53 025 0	HUELSE BUSH	18K9
K805 53 026 0	KLEMMRING CLAMPING RING	18M9
K805 53 027 0	SCHLAUCHTUELLE HOSE SOCKET	18M9
K805 53 028 0	DRUCKFEDER PRESSURE SPRING	18L9
K805 53 029 0	HUELSE BUSH	18J3
K805 53 030 0	DRUCKFEDER PRESSURE SPRING	18J3
K805 53 031 0	EINSTELLEHRE GAUGE	18K11
K805 53 031 4	EINSTELLEHRE GAUGE	18K12
K805 53 033 0	PLATTE PLATE	19G6
K805 53 034 0	BUCHSE BUSHING	18K5
K805 53 035 0	AUSLEGER GUIDE	18J4

Änderungen vorbehalten

Teile-Nr.	Benennung	Bildtafel
K805 53 036 0	SCHLUESSEL KEY	18K11
K805 53 037 0	HUELSE BUSH	18H12
K805 53 038 0	SCHEIBE DISC	20L8
K805 53 039 0	ANSCHLAG GUIDE	18L11
K805 53 041 0	FRAESPLATTE MILLING PLATE	20H9
K805 53 041 3	FRAESPLATTE V MILLING PLATE	20H9
K805 53 042 0	UNTERLAGE BASE	20B8
K805 53 043 0	RING RING	20E10 20F9 20F11
K805 53 044 0	STOPFEN PLUG	20E10 20G7 20G11
K805 53 045 0	LEISTE REGLET	20J11 20J12
K805 53 048 0	HEBEL LEVER	18J9 18J11
K805 53 049 0	BLENDE PANEL	19F9
K805 53 752 9	FRAESEINRICHT.K MILLING UNIT FUER KL.805	18A9 19A11 20A9
K805 92 990 1	UMBUGSATZ K F10-F15 1- U. 2-FACHNAHT	14A3
K805 92 990 2	UMBUGSATZ K F20-F25 1- U. 2-FACHNAHT	15A3
K805 92 990 3	UMBUGSATZ K F30-F35 1- U. 2-FACHNAHT	16A3
K805 92 990 4	UMBUGSATZ K F40-F45 1 U. 2-FACHNAHT	17A3
K805 92 990 7	UMBUGSATZ K	17.2A11
K805 92 990 8	UMBUGSATZ K	17.3A3
K805 92 990 9	UMBUGSATZ K	17.4A3
K805 92 991 1	TRANSFERPLAT.K 1-FACHNAHT 2-FACHNAHT AB 1,5MM	14A10 15B11 16A11 17A11
K805 92 991 2	TRANSFERPLATTE K	17.6A11
K805 92 991 3	TRANSFERPLATTE K	17.6A11
K893 03 724 7	SENKSCHR. SCREW M3X6	2F1
K893 03 725 6	SENKSCHR. SCREW M3X8	5.5D3
K893 03 725 7	SENKSCHRAUBE SCREW M3X8	2F1
K893 03 765 6	SENKSCHRAUBE SCREW M4X8	5.2G11
K893 06 652 0	ZYL.SCHR. SCREW M2,6X4	5.2F12
K893 06 673 7	SCHRAUBE SCREW M3X5	4F2
K893 06 674 7	SCHRAUBE SCREW M3X8	17.1G3 17.1H7 17.2G3 17.2G7 17.2H4 17.2H9 17.3G6 17.3H3
K893 06 675 7	ZYL. SCHR. M3X8 SCREW	17.1F4 17.1F6 17.2D1 17.2D7 17.2G10 17.3E4 17.3G5 17.4F3 17.4G5
K893 06 695 0	ZYL.SCHR. M3,5X8	5.5D6
K893 06 714 7	SCHRAUBE SCREW M4X6	4J3
K893 06 734 7	SCHRAUBE SCREW M5X 6	4K4
K893 06 820 7	SCHRAUBE SCREW M3X7	4F2 27C2 ~~5.3D3 5.5D5~~
K893 21 105 8	FEDERRING B4 SPRING RING	5.2E2
~~K893 23 044 8~~	~~FEDERSCHEIBE SPRING DISC~~	~~5B5~~
K893 23 046 8	FEDERSCHEIBE A5 SPRING DISC	14F2 14G4 14H6 15F1 15F8 15G8 16F2 16G4 16H6 17F2 17G4 17G6
K893 23 047 8	FEDERSCHEIBE A6 SPRING DISC	5.4E5 17.1H5 17.2E3 17.2E9 17.2F4 17.3F2 17.4F3 17.4G3
K893 23 048 8	FEDERSCHEIBE A7 SPRING DISC	1F5 1F8 5B4
K893 33 070 0	GEWINDESTIFT THREADED PIN M3X3	8J9 9H3
K893 52 072 0	GEWINDESTIFT THREADED PIN M3X3 9 S MN 28 K	14F3 15F3 15F7 15F8 16F3 17F3 5.2F7 5.5D5
K893 52 094 0	GEWINDESTIFT THREADED PIN	17.1G4 17.1G5 17.2E2 17.2E3 17.2E9 17.2F4 17.3F2 17.4E2 17.4G4
K893 96 094 0	SCHRAUBE SCREW M3X3	3L4 5.2M2 27A2 27B8
~~K893 96 143 0~~	~~FL.KOPFSCHR. GLAT HEAD SCREW M4X18~~	~~3G5 3H5~~
~~K893 97 098 6~~	~~FL.KOPFSCHR. GLAT HEAD SCREW M4X8~~	~~4D5~~
K894 44 094 8	ZAHNSCHEIBE TOOTHED WASHER V 3,2	2F2
K894 45 034 8	FAECHERSCHEIBE DISC A3,2	10F3
K894 45 036 8	FAECHERSCHEIBE DISC A4,3	4H4 4H5 5.7D8
K894 45 037 8	FAECHERSCHEIBE DISC A5,3	5.5D9
K894 45 038 8	FAECHERSCHEIBE DISC A6,4	5.5F8 6G7 6G10 6J7 6J11 6K10
K894 45 040 8	FAECHERSCHEIBE DISC A8,4	5.6J3 6B1 6C4 6D11 6F6
K894 45 066 8	FAECHERSCHEIBE DISC J4,3	3D9
~~K894 57 222 0~~	~~SCHRAUBE SCREW B3,5X13~~	~~10E4~~
K894 57 222 5	ZYL.BLECHSCHR. SHEET MET. SCREW B3,5X13	11F9
K894 57 252 7	ZYL.BLECHSCHR. B4,8X13 VZI	10F5 10G7 ~~10G8~~
K894 58 243 0	SENKSCHRAUBE SCREW B4,2X16	5.5C12
K895 34 074 0	GEWINDEEINSATZ THREADED INSERT M6X8	14B4 15B3 16B4 17.1A4 17.2A4 17.3A4
K895 36 095 0	ZYL STIFT CYLIND PIN 3 M6X8	14H2 14G6 15G1 15K1 16H2 16G6 17G6 17H2 17.2H2 17.2H7 17.3G7 17.4G6 17.4J1
K895 36 101 0	ZYL STIFT CYLIND PIN 3 M6X20	14F4 14G5 15E1 15F7 15G9 15H4 16F4 16G5 17F4 17G6 17.1F3 17.1G5 17.2D2 17.2D7 17.2G5 17.3E4 17.3G5 17.4F3 17.4G5
K895 36 117 0	ZYL STIFT CYLIND PIN 4 M6X12	3H8
K895 36 118 0	ZYL.STIFT 4 M6X14	17.5F10
K895 36 119 0	ZYL.STIFT CYLIND PIN 4 M6X16	~~14A4 15A4 16B4~~ ~~17A4 17.1A4~~ 17.2A4 17.3A4 17.4A4
K895 36 121 0	ZYL STIFT CYLIND PIN 4 M6X20	17.2E3 17.2F4 17.2G7 17.2G9 17.3E3 17.3G6 17.4E2
K895 36 137 0	ZYL STIFT CYLIND PIN 5 M6X12	3D3 8H8
K895 36 161 0	ZYL.STIFT 6M6X20 CYLIND. PIN	~~5K4~~ 9A2
K895 36 163 0	ZYL STIFT CYLIND PIN 6 M6X28	5F3 5.6D4 7F7 18C5 18D5
K895 36 166 0	ZYL.STIFT CYLIND PIN 6 M6 X 40	20L5
K895 36 196 0	ZYL.STIFT CYLIND PIN 8 M6 X 40	8L6 18C3 18D4
~~K895 36 210 0~~	~~ZYL.STIFT CILIND PIN 8 M6X120~~	~~6C8 7C8~~
K895 36 220 0	ZYL.STIFT CILIND PIN 10 M6X16	6E8 6G7 6G8
K895 36 270 0	ZYL.STIFT CILIND PIN 12 H7X90	6H4 6L8
K895 36 590 0	STIFT PIN 5 M6X 18	14E3 14G5 15G2 16E3 16G5 17E3 17G6
K895 36 594 0	STIFT PIN 5 M6X 32	12.1E7 17.5B3
~~K907 02 008 3~~	~~SCHUBKASTEN DRAWER KUNSTSTOFF~~	~~10F4~~
~~K907 02 009 0~~	~~FUEHRUNGSLEISTE GUIDE RAIL~~	~~10E4~~

Änderungen vorbehalten

Teile-Nr.	Benennung	Bildtafel
K931 31 903 0	ZUGFEDER SPRING	2H4
K962 40 025 0	SCHEIBE DISC	17.6L10
K965 51 314 0	WELLE SHAFT	5.3H5
~~K970 40 204 0~~	~~LAGERSCHALE BEARING BUSH~~	~~2H8~~
~~K970 40 252 3~~	~~LAGERBOLZEN BEARING BOLT~~	~~4C8 4E11~~
K973 45 228 0	BEFESTIGUNG KPL FASTENING CPL	18F5
K973 45 229 0	KLOBEN BLOCK	7F5
K973 46 090 3	KLEMMKLOBEN BLOCK	5.5F1 7F9 7G7 18A6
K973 46 102 0	GEWINDEPLATTE THREADED PLATE	12G5 12.1G5 13F5
K973 46 119 0	ACHSE AXLE	19B5
K973 46 259 0	ACHSE AXLE	18F5
K973 46 287 0	GABEL FORK	18D7
K974 25 001 0	STELLSCHRAUBE SCREW	11K7
~~K975 48 013 4~~	~~FUSS SCHALTER SWITCH~~	~~10L2~~
K976 40 149 0	GEWINDESTIFT THREADED PIN	6H11
K980 40 054 0	FUSS FOOT	11K7 27K3
K980 40 138 3	STELLRING ADJ RING	4K6 4K9
K980 40 167 0	SCHEIBE DISC	4K4
K980 40 192 0	SCHEIBE DISC VULCOLLAN	5.4E5
K980 40 320 0	OELROHR OIL PIPE	2K12 3B11
K980 42 333 0	ZUGFEDER SPRING	19C6
K980 42 437 0	BUCHSE BUSHING	17.5C4
K980 44 023 2	FEDERBOLZEN SPRING BOLT	5.4E3
~~K981 12 001 9~~	~~STIFT PIN~~	~~27B6~~ -
K981 15 000 2	EINSTELLKLOBEN GAUGE BLOCK	27B6
K981 15 000 3	LEHRE GAUGE SCHLEIFENH.EINST.	27A6
K990 24 016 0	VERSCHL STOPFEN PLUG PG 11 GRAU	5.2L10

Teile-Nr.	Benennung	Bildtafel
K990 24 016 4	STOPFEN PLUG 10X14X12	2F4
K990 31 004 4	SCHLEIFPAPIER COATED ABRASIVE 230X280	17.5M3
K990 31 008 9	SCHLEIFPAPIER COATED ABRASIVE SELBSTK. 330X420	17.6J5 17.6K5 17.6L11
~~K990 42 002 6~~	~~SCHLAUCH HOSE~~	~~14C2 15C1 16C2 17C2~~
K990 42 005 5	DOCHT WICK 12-FAEDIG	5.5D9
K990 49 012 8	PINZETTE TWEEZERS GEBOGEN 3884-M/150	27E2
K990 49 024 1	MARKIERUNGSBAND MARKINGTAPE SER-0	12.2H4 12.2K4
K990 49 024 2	MARKIERUNGSBAND MARKINGTAPE SER-1	12.2K6
K990 49 024 3	MARKIERUNGSBAND MARKINGTAPE SER-2	12.2J3 12.2K3 17.2F6 17.3F6 17.4E6
K990 49 033 3	KLEBSTOFF GLUE KLEBUS SPEZ.(TUBE)	14F6 16F6 17.5M3 17.1F7 ~~27L3~~
~~K990 81 003 8~~	~~KASTEN BOX~~	~~27M4~~
K990 81 006 7	OEL OIL 250GR.E.NUTO H68	27M3
K990 81 007 8	KASTEN BOX 6172	20J6 27L4
K990 81 008 3	BEHAELTER CONTAINER 744-0601	27M5
K990 81 008 4	MAULSCHLUESSEL WRENCH SATZ 895 3110	27G2 27J2
K990 81 008 5	SCHLUESSEL KEY SATZ	
K990 81 010 1	NAEHM OEL 250GR OIL 250 GRAMS 250GR.E.SP-NK10	2J12 ~~27M1~~
K990 92 106 9	NADEL NEEDLE	1B6 1E12
K990 92 112 7	NADEL NEEDLE	1B6 1E12
K990 92 113 0	NADEL NEEDLE	1B6 1E12

Teile-Nr.	Benennung	Bildtafel
K992 00 032 7	SENKSCHRAUBE SCREW NR.40X10	2G5
K992 00 104 0	ZYL STIFT CYLIND PIN 2,70X10,7	3G5
K992 00 244 0	GEWINDESTIFT THREADED PIN NR.28X4	4K9 4K11 4L6
K992 00 281 7	SCHRAUBE SCREW NR.88X6,	3K4
K992 00 665 0	GEW.STIFT THREADED PIN NR.40X5	1E4 1E7
K992 00 720 0	GEWINDESTIFT THREADED PIN NR.14X 4,5	4G6
K992 00 859 0	LI.ZYL.SCHR. SCREW NR.86X3	3E9
K992 01 243 0	GEWINDESTIFT THREADED PIN NR.18X 7,5	2H10 3L8 ~~4K7~~
K992 01 393 7	6KT.MUTTER NR.80	5.2H10
K992 01 506 0	SENKSCHRAUBE SCREW NR.82X 2,5	4L1
K992 01 510 0	SENKSCHRAUBE SCREW NR.13	4K1
K992 01 538 0	SPEZIALMUTTER NUT NR104	7F5
K992 01 658 0	SCHRAUBE SCREW M2X5,0	5.5K1
K992 01 727 7	MUTTER NUT NR.40	2H4
K992 01 758 0	SCHRAUBE SCREW NR.99X10,0	3L8
K992 01 895 7	SCHRAUBE SCREW M4	17.6D10
K992 01 985 6	SCHRAUBE SCREW M4	1F5 1F8 5C3
K992 01 998 0	SCHRAUBE SCREW	4K1 4L1
K992 02 356 0	SENKSCHRAUBE SCREW M2X0,25	5.5K2
K992 02 357 7	SENKSCHRAUBE SCREW M2X0,25	5.5L2

Teile-Nr.	Benennung	Bildtafel
K992 02 359 0	ANSATZSCHRAUBE SHOULDER SCREW M3,5X8	4K4 5A6
~~K992 02 360 0~~	~~GEWINDESTIFT THREADED PIN M5X6 M.ANSATZ~~	~~5.5G5~~
K992 02 364 0	GEWINDESTIFT THREADED PIN M6X6	5.2J3
K992 02 381 0	GEWINDESTIFT THREADED PIN M5X6	5.5L2
K992 02 382 0	MUTTER NUT M5 SW 7	5.5G5
K992 02 389 0	SENKSCHRAUBE SCREW M4X9	4C6 27B4
K992 02 395 0	ANSATZSCHRAUBE SHOULDER SCREW M3,5X8	1C4
K992 02 414 7	6KT.MUTTER M7	5.2F12
K992 02 422 7	MUTTER NUT M6	5.3H10
K992 02 469 8	FL.KOPFSCHR. GLAT HEAD SCREW M14X1,5	8G9 9G9 9H11
K992 02 479 8	BOLZEN BOLT	20H9
K992 02 480 8	SCHRAUBE SCREW M6X12	20E9 20F9 20F10
K992 02 481 8	SCHRAUBE SCREW M6X7	20F8 20F11
K992 02 482 0	BOLZEN BOLT	20H8
K992 02 483 0	BOLZEN BOLT	20H6 20H9
K992 02 484 8	PASZSCHRAUBE M12X57	5C1 5J6 5.6C6 5.6J6
K992 02 485 7	SENKSCHR. SCREW M 6 X 25	9E5
K992 12 344 0	ZYL STIFT CYLIND PIN 1,80X27	1C8
K993 02 016 0	ZYL STIFT CYLIND PIN 1,2M6X12	2M9 4F5 4F7
~~K993 02 083 0~~	~~ZYL STIFT CYLIND PIN 3 M6X32~~	~~3G2~~

Änderungen vorbehalten

Teile-Nr.	Benennung	Bildtafel
K993 02 093 0	ZYL STIFT CYLIND PIN 4 M6X6	17.5D3 17.5F2 17.5F6
K993 02 095 0	ZYL STIFT CYLIND PIN 4 M6X10	5.5F2
K993 03 086 0	SENKSCHR. M2,5X6 SCREW	14D1 15D1 16D1 17D1
K993 03 092 7	SENKSCHRAUBE SCREW M3X4	13E9
K993 03 093 7	SENKSCHRAUBE M3X5 4.8 VZI	17.5K3 17.5L7 20J9 20J11
K993 03 094 7	SENKSCHRAUBE SCREW M3X6	3B3 5A5 9G8 12B7 12.1B8 13E8 14E8 15E9 15E11 16E8 17E8 17E11
K993 03 095 7	SENKSCHRAUBE SCREW M3X8	~~5H11 5.7L6~~ 12E4 12.1D3 14L6
K993 03 096 7	SENKSCHRAUBE SCREW M3X10	12.2F7 12.2G8
K993 03 097 7	SENKSCHRAUBE SCREW M3X12	14L6
K993 03 098 7	SENKSCHRAUBE SCREW M3X16, VZI	10D2
K993 03 134 7	SENKSCHRAUBE SCREW M4X6	14K8 14L11 15K9 15L11 16K8 16L11 17K8 17.1C8 17.1D11 17.2C8 17.2D11 17.3D8 17.3E11 17.3D11 17.4C8
K993 03 135 7	SENKSCHRAUBE SCREW M4X8	7K4 7K6 12.1B3 12.1B5 12.1J4
K993 03 136 7	SENKSCHRAUBE SCREW M4X10	2F7 3B8 14H1 15J7 15K1 15K7 15L5 16H1 17J2 17.1J2 17.2H2 17.2J2 17.2J8 17.2M7 17.3G7 17.3J2 17.4H1 17.4J1
K993 03 137 7	SENKSCHRAUBE SCREW M4X12	14.K1 ~~14L2~~ 15L4 16K3 17K3 17.1K3 17.1M5 17.2K2 17.2L4 17.3L3 17.4K2
K993 03 138 7	SENKSCHRAUBE SCREW M4X16	2F6 13K11
K993 03 140 7	SENKSCHR. SCREW M4X20	5.2F7
K993 03 144 7	SENKSCHRAUBE SCREW M4X30	14E4 15D3 16E4 17E4 17.1D4 17.2C4 17.3D4 17.4D3
K993 03 155 7	SENKSCHRAUBE SCREW M5X8	10K5 10K6 13E9
K993 03 156 7	SENKSCHRAUBE SCREW M5X10	9G4 ~~10F7~~ 12G7 12.1H8
K993 03 722 7	SENKSCHRAUBE SCREW M3X4	17.6H1 17.6H4 17.6K5 17.6K11
K993 03 725 7	SENKSCHRAUBE SCREW	17.6G1 17.6H6 17.6J7 17.6J12
K993 03 765 7	SENKSCHRAUBE SCREW M4X8	2B9 5.2D7 5.2F8 17.5D3 17.5J3
K993 03 766 0	SENKSCHR. M4X10	5.2L2
K993 03 766 7	SENKSCHRAUBE SCREW M4X10	5.2D7
K993 03 786 7	SENKSCHRAUBE SCREW M5X10	5.5G10 12.2G8
K993 03 810 7	SENKSCHRAUBE SCREW M6X20	13K3
K993 03 834 7	SENKSCHRAUBE SCREW M8X30	13F8 13G8
K993 06 062 5	ZYL.SCHR. M2,5X4	17.5B6 17.5C4 17.5C7 17.5G3
K993 06 092 7	ZYL.SCHR. SCREW M3X4	12F3 5.2H12 12.1D5 12.1F2 17.6K4 17.6M10
K993 06 093 7	SCHRAUBE SCREW M3X5	14E1 14E2 ~~14L8~~ 15E1 15E2 ~~15L9~~ 16E1 ~~16L9~~ 17E1 17E2 ~~17L8 17.1B~~ ~~17.2B3~~ 17.3C3 17.4C2 20J9 20J
K993 06 094 7	SCHRAUBE SCREW M3X6	14C2 ~~15C2~~ 16C2 ~~17C2~~ 17.1C3 ~~19H~~ 17.2B3 ~~17.3C3~~ ~~17.4C2~~
K993 06 095 7	SCHRAUBE SCREW M3X8	~~5.7D9~~ 17.5H4 17.6C9 17.6D2
K993 06 096 7	SCHRAUBE SCREW M3X10	5.2G11 5.2H11 5.7D7 13K10
~~K993 06 097 7~~	~~ZYL.SCHR. SCREW M3X12~~	~~5.7C5~~
K993 06 098 7	SCHRAUBE SCREW M3X16	19C5
K993 06 100 7	SCHRAUBE SCREW M3X20	5A4
K993 06 102 7	SCHRAUBE SCREW M3X25	19C6
K993 06 104 7	SCHRAUBE SCREW M3X30	12.2J7
K993 06 105 7	SCHRAUBE SCREW M3X35	12.2C6 17.5B4
K993 06 135 7	ZYL.SCHR. M4X8 SCREW	17.6E4 17.6F8 19M
K993 06 132 7	SCHRAUBE SCREW M4X4	5.3B4 5.3D5
K993 06 138 7	ZYL.SCHR. M4X16 SCREW	5.5E9 19J5 19M6
~~K993 06 142 7~~	~~SCHRAUBE SCREW M4X25~~	~~5E11 5.7G5~~
K993 06 144 7	SCHRAUBE SCREW M4X30	7F5
K993 06 145 7	ZYL.SCHR. SCREW M4X35	7G4
K993 06 155 7	SCHRAUBE SCREW M5X8 VZI	5.3B6 5.5D9
K993 06 148 7	SCHRAUBE SCREW M4X50	7H4
K993 06 177 7	ZYL.SCHR. SCREW M6X12	20K11
K993 06 654 0	SCHRAUBE SCREW M2,6X6	5.5B3
K993 06 672 0	SCHRAUBE SCREW M3X4	5.5H4 17.5M5
K993 06 674 6	ZYL.SCHR. SCREW M3X6	17.5J5
K993 06 674 7	SCHRAUBE SCREW M3X6	17.6F4 17.6H10
K993 06 676 7	SCHRAUBE SCREW M3X10	17.5M4 17.6K2 17.6K3 17.6L8 17.6M9
K993 06 680 7	SCHRAUBE SCREW M3X20	17.6G6 17.6F7 17.6G10
K993 06 712 7	SCHRAUBE SCREW M4X4	5.3H9
K993 06 720 7	SCHRAUBE SCREW M4X20	12.2E7 12.2E5
~~K993 06 724 0~~	~~ZYL.SCHR. SCREW M4X30~~	~~5.5G9~~
K993 07 375 7	SCHRAUBE SCREW M5X8	2B11
K993 07 377 7	FL.KOPFSCHR. GLAT HEAD SCREW M5X12	2B9 ~~5.7H2~~
K993 08 701 8	SCHRAUBE SCREW M4X8	5.2E11 12D11 12.1C10 19G9
K993 08 708 8	HALBRD.SCHR. M4X16	5.7C9
K993 08 732 8	HALBRD.SCHR. M5X10 MLS	2D4
K993 11 093 7	LI.SENKSCHR. M3X5	2G5
K993 11 523 0	SENKSCHRAUBE SCREW M2X5	5.5L1
K993 15 075 7	HALBRD.HOLZSCHR. 3X20	5.5D11
K993 19 034 7	SCHEIBE DISC 3,2	3F1 ~~6E3~~ 5.4J5 5.7C7 ~~5.7G6~~ 10F3 12.2E8 13E4 ~~14L8 15G2~~ 15E4 ~~15L9 16G2~~ 16E4 16F9 ~~17G2~~ 17E4 ~~17L8 17.1C3~~ 17.1C8 17.1E5 17.1E5 17.1F4 17.1G6 ~~17.2B3~~ 17.2C8 17.2D1 ~~17.2D7~~ 17.2E4 17.2G10 ~~17.3C3~~ ~~17.3D8~~ 17.3E4 17.3G6 ~~17.4C2~~ ~~17.4D8~~ 17.4D4 17.4F3 17.4G5 17.5H4 17.5J5 17.6G4 17.6H10 19C5 19F3
K993 19 036 7	SCHEIBE DISC	~~3J3~~ 5.2C4 5.2F11 5.2E12 5.2J8 5.4D3 ~~5.5D2~~ 5.5F6

Änderungen vorbehalten

Teile-Nr.	Benennung	Bildtafel
		5.5F9 8B9 8F12
		9B7 9D9 9K6
		9M6 10G8 10K8
		10K9 10K11 12.1K3
		14D6 14G2 14J3
		14J5 14J6 15D5
		15G2 15H1 15J1
		15J8 15K5 16D6
		16G2 16J3 16J5
		16J6 17D6 17J4
		17J6
		17.1D6 17.1G3
		17.1H7 17.1J7
		17.5A4 17.5B5
		17.5C3 17.5C4
		17.5C7 17.5D6
		17.5E6 18D11 18H5
		19F3 19G6 ~~21J9~~
K993 19 037 7	SCHEIBE DISC 4,3	5B5 5L7 5.3M7 ~~5.3M9~~ 5.5B4 5.7C8 7B3 7F7 8E5 8E12 9C3 9M7 10H1 ~~10L5 10L6~~ 12.2D8 12.2E4 12.2F5 12.2G8 14C3 15C3 16C3 17C3 17.1C4 17.2C4 17.2C6 17.2H2 17.2H10 17.2J4 17.2J8 17.2K6 17.2L3 17.3C4 17.3D6 17.3K6 17.4C3 17.4D6 17.4J4 17.4J6 17.4J6 17.6E4 17.6G8 ~~21D6 21H9~~ 10H3
K993 19 038 0	SCHEIBE DISC B6,4	10H3
K993 19 038 7	SCHEIBE DISC B6,4	4H3 4J11 4L10 5B3 ~~5J2 5K3 5.2G7 5.3L8~~ 8A4 8C8 8C9 8F4 8G5 8H2 8H3 8H6 8K5 9A3 9A7 9G3 ~~9G6~~ 9G8 9H6 9K3 ~~9K6~~ ~~9K8 9K9 9L5~~ 9L6 9L7 10G2 10H1 18F5 18K6 20E8
K993 19 040 7	**SCHEIBE** DISC B8,4	~~5F3 5J0~~ 8L6 ~~13D10 13H2~~ ~~13H5~~ 13K2 13K4
K993 19 041 7	SCHEIBE DISC B10,5	~~4G10~~ 6F2 7C10 12.1B9 ~~13K8~~

Teile-Nr.	Benennung	Bildtafel
K993 19 042 7	SCHEIBE DISC B13	~~5D1~~ 5H3 5J6
K993 25 047 7	FLUEGELMUTTER FLY NUT M6	20E8
K993 26 096 8	FLUEGELSCHRAUBE FLY SCREW M4X15	3C3
K993 27 129 7	GEWINDESTIFT THREADED PIN M6X16	12.2E7
K993 30 036 7	SCHEIBE DISC 4,3	5.2L2 14C8 15C9 16C8 17C8
K993 30 038 7	SCHEIBE DISC 6,4	12.1E6 12.1G3
~~K993 33 071 0~~	~~GEWINDESTIFT THREADED PIN M3X4~~	~~8H9 8K11 8K12 9G3 9J8~~
K993 33 093 0	GEW.STIFT M5X6	12H8 12.1K10
K993 34 054 7	MUTTER NUT M3	5.2D11 5.5L11 17.5H4
K993 34 056 0	6KT.MUTTER M4	5.2M10
K993 34 056 7	MUTTER NUT M4	5B9 5.2E7 5.2H3 5.4D3 ~~5.7C8~~ 7K7 17.5B6 17.5C4 17.5D3 17.5D6 17.5D7 17.5E6 17.5J3 17.6G2 17.6J8
K993 34 057 7	MUTTER NUT M5	5.2A7 ~~5.2H8~~ 5.2M7 8D9 8J4
K993 34 058 7	MUTTER NUT M6	~~5.2G6~~ 7M6 8K5 9G3 9G6 9G8 ~~9K6~~ 12.2D4
K993 34 059 7	MUTTER NUT M8	7H4
K993 34 060 7	MUTTER NUT M10	~~13K8~~ 18K3
K993 41 120 8	RAENDELMUTTER KNURLED NUT POLY M5	2A11 5C2 5.2B8 5.2G9 5.2K7
K993 52 042 0	GEWINDESTIFT THREADED PIN M2X3	14F4 15E7 15G9 16F4 17F4
K993 52 074 0	GEWINDESTIFT THREADED PIN M3X5	~~5.5E3~~ 8J12 17.1G5 17.1G6 17.2D2 17.2G5 17.2G11 17.3F4 17.4F3

Teile-Nr.	Benennung	Bildtafel
K993 52 076 7	GEWINDESTIFT THREADED PIN M3X8	13F8
K993 52 093 0	GEWINDESTIFT THREADED PIN M4X4	2B10 5.5F2
K993 52 094 0	GEWINDESTIFT THREADED PIN M4X5	5.2J4 8H11
K993 52 096 7	GEWINDESTIFT THREADED PIN M4X8	8C4 8D4
K993 52 097 0	GEWINDESTIFT THREADED PIN M4X10	17.5C4
K993 52 103 0	GEWINDESTIFT THREADED PIN M5X4	5.3E3 ~~5.5G5~~ 9J9 9J12
K993 52 105 0	GEWINDESTIFT THREADED PIN M5X6	3H3 ~~5.5F5~~ 12.1C2 12.1C3
K993 52 109 0	GEWINDESTIFT THREADED PIN M5X16	11J1
K993 52 111 0	GEWINDESTIFT THREADED PIN M5X20	5.5D5 8J4
K993 52 114 0	GEWINDESTIFT THREADED PIN M6X5	5.3B7
K993 52 157 8	GEWINDESTIFT THREADED PIN M10X10	5.3K7
K993 52 616 0	GEWINDESTIFT THREADED PIN M6X8 LONGLOK	20E10 20G7 20F11
K993 67 137 7	RAENDELSCHRAUBE KNURLED SCREW M5X12	8D9
K993 71 104 0	NIET RIVET 4X8	2M5 5B5
K993 83 410 6	SCHLUESSEL KEY 6 X 7	27F2
K993 90 067 0	SCHRAUBENDREHER SCREWDRIVER F.I. (1,5)	27H2
K993 90 068 0	SCHRAUBENDREHER SCREWDRIVER F.I. (2,5)	27H2
K993 90 070 0	SCHRAUBENDREHER SCREWDRIVER F.I. (3)	27J2
K993 90 071 0	SCHRAUBENDREHER SCREWDRIVER F.I. (4)	27J2

Teile-Nr.	Benennung	Bildtafel
K993 90 072 0	SCHRAUBENDREHER SCREWDRIVER F.I. (5)	27J2
K993 90 073 0	SCHRAUBENDREHER SCREWDRIVER F.I. (6)	27J2
K993 90 074 0	SCHRAUBENDREHER SCREWDRIVER F.I. (8)	27J2
K993 90 075 0	SCHRAUBENDREHER SCREWDRIVER F.I. (10)	27J2
K993 90 424 7	SCHRAUBENDREHER SCREWDRIVER F.I.6KT.SW 3 X 200	27F2
K993 91 038 7	SCHEIBE DISC B6,4	8B7
K993 91 063 8	SCHRAUBE SCREW M3X10	3E7
K993 91 070 8	ZYL.SCHR. M3X6 TULO	4L8
K993 91 080 7	SCHRAUBE SCREW M4X6	5.5L11 7M4 7M8 12F7 12.1G10 ~~13D10~~ 13M8 14B8 15C9 16B8 17C8 17.5E6 17.5F2 17.5J10 ~~21J9~~
993 91 081 7	SCHRAUBE SCREW M4X8	4J3 4J5 ~~5.2H5~~ 5.2J8 5.3H5 5.5G7 5.5H5 5.7C3 8B6 9K7 10K9 12F8 12G5 12.1K3 13H3 13J3 13J5 14J6 15J1 15J8 15K5 16H3 16J3 16J5 16J6 17J8 17.1H2 17.1J7 17.2F2 17.2G9 17.2K6 17.2L3 17.2L5 17.3H2 17.3K6 17.4H3 17.4J4 17.4J6 17.4J7 17.5E6 17.5K11 18D6 18H5
K993 91 081 8	ZYL.SCHR. SCREW M4X8	3D9 4J2 5.5G6 5.5H4 5.5H11 5.7J5 17.2E8 17.2F3 17.2J4 17.2J8
K993 91 082 7	SCHRAUBE SCREW M4X10	4D10 5.2F2 5.3J11 5.5F2 5.5J5 ~~10G8~~ 15G3 15J8 17.5F9
K993 91 082 8	ZYL.SCHRAUBE SCREW M4X10	4J3 ~~4K6~~ 5D5 18D11

Änderungen vorbehalten

Teile-Nr.	Benennung	Bildtafel
K993 91 083 7	SCHRAUBE SCREW M4X12	5L12 5.2K3 5.2K4 5.5H4 5.5H5 5.7A4 ~~5.7F3~~ 6B1 6D2 6D9 6E8 8B9 8F12 9B7 9C9 10K9 11G2 11K2 13B11
K993 91 083 8	SCHRAUBE SCREW M4X12	4K5 5.3F1 5.5F8 5.5G7 19F3 19G6
K993 91 084 7	SCHRAUBE SCREW M4X16	4F1 5.2C4 12E4 12.1E6 12.1F3 17.5A4 17.5C3
K993 91 084 8	ZYL.SCHR. M4X16	5.3J3
K993 91 085 7	SCHRAUBE SCREW M4X18	2F8 3C10 7L5 7L8 8F6 15G1 15G2 17.2H10
K993 91 086 7	SCHRAUBE SCREW M4X20	4L5 ~~5.3L7~~ 12J10 12.1K11
~~K993 91 088 7~~	~~SCHRAUBE SCREW M4X25~~	~~5K7~~
~~K993 91 091 8~~	~~SCHRAUBE SCREW M4X40~~	~~5.J11 18F5~~
K993 91 102 7	SCHRAUBE SCREW M5X10	8D10 9M5 9M8 12.2D6
K993 91 102 8	SCHRAUBE SCREW M5X10	7B3 19J8
K993 91 103 7	SCHRAUBE SCREW M5X12	2E2 2G1 10G1 12.2E4 12.2E5
K993 91 103 8	ZYL.SCHR. SCREW M5X12	3D3 18J9
K993 91 105 7	SCHRAUBE SCREW M5X18	5.3A6 9C3 9G8
K993 91 106 7	SCHRAUBE SCREW M5X20	7F7 12C6 12.1C5
K993 91 106 8	ZYL.SCHR. SCREW M5X20	3D3
K993 91 108 7	SCHRAUBE SCREW M5X25	5.5B4 12.2C7 ~~13G6 13J8~~
K993 91 108 8	SCHRAUBE SCREW M5X25	18M11
K993 91 109 7	SCHRAUBE SCREW M5X30	7H8 7J9 8E5
K993 91 110 7	SCHRAUBE SCREW M5X35	12.2D4 12.2D6
K993 91 113 8	SCHRAUBE SCREW M5X50	12.2D8
K993 91 122 7	SCHRAUBE SCREW M6X10	8F4 8G5 8H6 ~~9G6~~
K993 91 123 7	SCHRAUBE SCREW M6X12	5.5G8
K993 91 123 8	SCHRAUBE SCREW M6X12	18F5
~~K993 91 124 8~~	~~SCHRAUBE SCREW M6X16~~	~~5.3D10~~
K993 91 125 7	ZYL.SCHR. SCREW M6X18	4L12 8B7
K993 91 125 8	ZYL.SCHR. M6X18	5.5E6
K993 91 124 7	SCHRAUBE SCREW M6X16	8C8 10G2 10H1 10H3 13B9 13K7
K993 91 124 8	SCHRAUBE SCREW M6X16	18G5 18J6
K993 91 126 7	SCHRAUBE SCREW M6X20	3K7 5.3B6 5.5A10 8A4 8G2 13C6 13D6 ~~13F2~~
K993 91 126 8	ZYL.SCHR. SCREW M6X20	5.3B11 18B5 19F2
K993 91 127 7	SCHRAUBE SCREW M6X22	~~5.5F2~~ 6M10 7E5
K993 91 127 8	ZYL.SCHR. SCREW M6X22	19A3
K993 91 128 7	SCHRAUBE SCREW M6X25	4M10 5.6H6 ~~9K9 9L5~~ 13E1
K993 91 128 8	ZYL.SCHR. SCREW M6X25	18D8
K993 91 129 7	SCHRAUBE SCREW M6X30	~~3B7~~ 4H2 5D5 5J4 ~~5.5F1~~ 5.6K5 ~~7F9~~ 7H7 8C9 9B2
K993 91 130 7	SCHRAUBE SCREW M6X35	9B3 9B8 9E6 9E10 5.7C1
K993 91 131 7	SCHRAUBE SCREW M6X40	6G7 6G10 6J7
K993 91 133 7	SCHRAUBE SCREW M6X50	8H3 9K3
K993 91 144 7	SCHRAUBE SCREW M8X16	2F10 7D4 7D9
K993 91 146 7	SCHRAUBE SCREW M8X20	~~5F5 5J4~~ 6F5
K993 91 148 7	SCHRAUBE SCREW M8X25	6A1 6D4 6D11 6F6 6F7 9L9 13A2 ~~13D3~~ 13D4
K993 91 148 8	ZYL.SCHR. SCREW M8X25	18K1
K993 91 149 7	SCHRAUBE SCREW M8X30	5G2 9H9 18G10 19C7 19D8 19E3
K993 91 149 8	ZYL.SCHR. SCREW M8X30	18E8 18F8 18F10 19G4
K993 91 150 8	ZYL.SCHR. SCREW M8X35	19D3
K993 91 151 8	SCHRAUBE SCREW M8X40	8L6 13G6
K993 91 178 7	ZYL.SCHR. SCREW M10X25	~~5K4~~ 12C9 12.1B9
K993 91 180 7	SCHRAUBE SCREW M10X35	4C10 4D10
K993 91 181 7	SCHRAUBE SCREW M10X40	13J6
K993 91 189 7	SCHRAUBE SCREW M10X80	6F2 6F3 6F5
K993 92 070 8	GEWINDESTIFT THREADED PIN M3X4	3G6
K993 92 098 8	GEWINDESTIFT THREADED PIN M5X5	3C4 5.5F8
K993 92 099 8	GEW.STIFT THREADED PIN M5X6	2D10 2G5 ~~5.2G1~~ ~~5.2G2~~
K993 92 100 8	GEWINDESTIFT THREADED PIN M5X8	3C5 6G8 7C8 7F7
K993 92 104 8	GEWINDESTIFT THREADED PIN M5X20	7C4 7C7 7D5 7D9
K993 92 109 8	GEW.STIFT THREADED PIN M6X6	3F9 3H9
K993 92 110 7	GEWINDESTIFT THREADED PIN M6X8	5.3K5
K993 92 110 8	GEW.STIFT THREADED PIN M6X8	3G8 5.2H4 5.2H6 5.2H7 5.2J6 5.2J7 5.3J4
K993 92 111 8	GEW.STIFT THREADED PIN M6X10	~~5.2J6~~ 6F8 7C7
K993 92 112 8	GEWINDESTIFT THREADED PIN M6X12	3J7 ~~5.3J10~~ 6H4 6M8
K993 92 115 8	GEW.STIFT THREADED PIN M6X25	6H11
~~K993 92 116 7~~	~~GEW.STIFT M6X30~~	~~5.2E4~~
K993 92 117 8	GEWINDESTIFT THREADED PIN M6X35	18C2 18C6
~~K993 92 121 8~~	~~GEWINDESTIFT THREADED PIN M8X10~~	~~13J6~~
K993 92 122 8	GEW.STIFT M8X12	5.2C6 ~~5.3K10~~ 5.4J4
K993 92 126 8	GEW.STIFT THREADED PIN M8X30	18D7
K993 93 111 8	GEWINDESTIFT THREADED PIN M6X10	5.2J6 5.3K4
K993 93 112 8	GEWINDESTIFT THREADED PIN M6X12	5.3K9
K993 93 133 8	GEWINDESTIFT THREADED PIN M8X16	5.3K10
K993 94 075 8	GEWINDESTIFT THREADED PIN M3X6 ,TULO	5.5L1
K993 94 102 8	GEWINDESTIFT THREADED PIN M5X12	5.4J4
K993 94 140 8	GEWINDESTIFT M10X50 45H	6F3 6L10
K993 95 070 8	GEW.STIFT M3X4	5.2J1
K993 95 072 8	GEWINDESTIFT THREADED PIN M3X6	5A2
K993 95 080 8	GEWINDESTIFT THREADED PIN M4X4	4K8
K993 95 081 8	GEWINDESTIFT THREADED PIN M4X8	5.2J9 5.6H6 12K3 12K7 12.1L7 12.1M2

Änderungen vorbehalten

Teile-Nr.	Benennung	Bildtafel
K993 95 083 7	GEWINDESTIFT THREADED PIN M4X8	5H5
K993 95 083 8	GEW.STIFT THREADED PIN	12C4 12.1C4
K993 95 092 7	GEWINDESTIFT THREADED PIN M5X6	12J5 12.1J6 12.1K7 12.1L5
K993 95 092 8	GEW.STIFT THREADED PIN M5X6	2D10 ~~5.2J12~~
K993 95 094 7	GEWINDESTIFT THREADED PIN M5X10	2E8 8C6 8C9 8F9 8F12
K993 95 103 8	GEW.STIFT THREADED PIN M6X8	19B5
K993 95 104 8	GEW.STIFT THREADED PIN M6X10	18F5
K993 96 042 7	SCHRAUBE SCREW M2X2	3L4 5.2M2
~~K993 96 138 7~~	~~FL.KOPFSCHR. M4X6~~	~~4F4~~
K993 96 141 0	SCHRAUBE SCREW M4X12	2D4
K993 96 160 7	SCHRAUBE SCREW M5X10	3L5
K993 97 098 7	SCHRAUBE SCREW M4X8	14H8 15H11 16G8 17H8 17H11 17.1B11 17.2B11 17.3A9 17.3A11 17.4A8 17.4A11
K993 99 1047	SCHRAUBE SCREW M3X1,6	17.6D10
K993 99 170 0	SCHRAUBE SCREW M5X6	5.2B9
K993 99 191 0	SCHRAUBE SCREW M6X8	3B3 9H8
K994 04 102 7	SCHRAUBE SCREW M3X4	14F2 14F4 14G4 15E7 15F1 15F3 15G5 15H4 15H6 15H9 15J3 15J6 15J8 16F2 16F4 16G4 17F2 17F4 17G4 17J6 17.1F3 17.1F5 17.1H4 17.1J5 17.2D1 17.2D7 17.2F2 17.2F7 17.2G5 17.2H11 17.3E2

Teile-Nr.	Benennung	Bildtafel
		17.3G4 17.3H4 17.3J6 17.4E2 17.4G4 17.4J5 17.4K5
K994 04 106 7	SCHRAUBE SCREW M3X8	14E4 15E4 16E4 17E4 17.1E5 17.2E4 17.3E4 17.4E4
K994 04 109 8	6KT.SCHR. SCREW M3X12	3F1 5.4J5
K994 04 146 7	6KT.SCHR. SCREW M4X8	~~3J3~~ 5.2F11 27B2
K994 04 148 8	6KT.SCHR. SCREW M4X10	3H2
K994 04 149 7	SCHRAUBE SCREW M4X12	14D6 15D5 16D6 17D6 17.1D6 17.2C6 17.3D6 17.4.D6
K994 04 151 7	SCHRAUBE SCREW M4X18	9M6
K994 04 151 8	6KT.SCHR. M4X18	5.4D3
K994 04 178 7	SCHRAUBE SCREW M5X10	12.2G8
K994 04 179 7	SCHRAUBE SCREW M5X12	14C3 15C3 16C3 17C3 17.1C4
K994 04 180 7	SCHRAUBE SCREW M5X16	8F8 9M7
K994 04 184 7	SCHRAUBE SCREW M5X25	8G8 ~~10M5 10M6~~
~~K994 04 186 7~~	~~SCHRAUBE SCREW M5X30~~	~~5.3M9~~
K994 04 208 7	SCHRAUBE SCREW M6X10	21G8
~~K994 04 210 7~~	~~SCHRAUBE SCREW M6X16~~	~~5.2G7~~
K994 04 212 7	SCHRAUBE SCREW M6X20	4J10 ~~5.2G7~~ ~~9K8~~
K994 04 214 8	6KT.SCHR. SCREW M6X25	~~5.3L8~~ 7G5
~~K994 04 216 7~~	~~SCHRAUBE SCREW M6X30~~	~~4L4~~

Teile-Nr.	Benennung	Bildtafel
K994 04 219 7	6KT.SCHR. SCREW M6X4,5	5J5 ~~5K3~~
K994 04 221 7	SCHRAUBE SCREW M6X55	9A4 9A7 9G3 9G6 9G7
~~K994 04 282 0~~	~~6KT.SCHR. SCREW M8X20~~	~~5.3C12~~
~~K994 04 284 7~~	~~6KT.SCHR. SCREW M8X25~~	~~5J9~~
~~K994 04 326 7~~	~~SCHRAUBE SCREW M10X30~~	~~5M6~~
K994 05 034 7	MUTTER NUT M3	3E1 ~~5H11 5.7K6~~ 10F3 14J4 17.J5
K994 05 035 7	MUTTER NUT M3,5	5B5 4K6
K994 05 036 7	MUTTER NUT M4	2F7 ~~5M7~~ 5.2E12 5.4D3 5.5F9 7G4 10J8 13K11 14C3 14D4 14E6 14H3 15C3 15D3 15D5 15G1 15H1 15J8 16C4 16D4 16E6 16H3 17C3 17C4 17E6 17H3 17.1C4 17.1D4 17.1D6 17.1E6 17.1G3 17.1H7 17.2B4 17.2C4 17.2D6 17.2G2 17.2G9 17.2H7 17.3B4 17.3D4 17.3D6 17.3F7 17.3H3 17.4C3 17.4C4 17.4D6 17.5C6 19M5
K994 05 037 7	MUTTER NUT M5	~~5.3M9~~ 7C4 7C8 7D5 7D9 21E6 17.1G3 17.1H5 17.1J4 17.1J5 17.2F2 17.2F7 17.3F2 17.4G2 ~~21H9~~
K994 05 038 7	MUTTER NUT M6	4G3 4H10 ~~5H3 5M2 5M3~~ ~~5.2E4~~ 6H10 7H5 9F4 ~~9L5~~ 9L7 13F4 18C2 18C6
K994 05 040 7	MUTTER NUT M8	12.2D8 ~~13H2 13H5~~ 13K2 13K4 18D8

Teile-Nr.	Benennung	Bildtafel
~~K994 05 041 7~~	~~MUTTER NUT M10~~	~~5J2 5K2~~
K994 05 044 7	MUTTER NUT M16	11K7
K994 08 010 7	MUTTER NUT M16 SELBSTSICH.	6F1 6M10
K994 25 071 0	SCHEIBE DISC 4	5.3B4
K994 27 071 0	KERBSTIFT DOWEL PIN 3X12	4D5 5B2
K994 29 173 0	PASSKERBSTIFT GROOVED PIN 8X32	3D9
K994 30 104 0	ZYL.KERBSTIFT GASTENING PIN 4X18	4L8
K994 33 075 7	HALBRD.KERBNAGE HAlf-ROUND SLOT NAIL 3X8	19B6 19G4
K994 38 022 8	SPANNHUELSE CLAMPING SLEEVE 1,5X6	3J6
K994 38 033 8	SPANNHUELSE 2X8	5.2E11
K994 38 034 8	SPANNHUELSE CLAMPING SLEEVE 2X10	18K9 18K11
K994 38 064 8	SPANNHUELSE CLAMPING SLEEVE 3X10	5.4G4 18H9 18H10 18J11
K994 38 069 8	SPANNHUELSE CLAMPING SLEEVE 3X20	7C4 7D5 7D8 7D9 19C5
K994 38 093 8	SPANNHUELSE CLAMPING SLEEVE 4X28	6G4 6M8
K994 38 121 8	SPANNHUELSE CLAMPING SLEEVE 5X60	2G6
K994 38 489 0	SPANNSTIFT TENSION PIN SG6X20	4J2
~~K994 39 110 7~~	~~HUTMUTTER M6~~	~~5.2E4~~
K994 39 512 0	HUTMUTTER CAPNUT M5	8J4
~~K994 43 007 8~~	~~SPANNSCHEIBE CLAMPING DISC 6 FST~~	~~5L2 5M3~~
~~K994 43 009 8~~	~~SPANNSCHEIBE CLAMPING DISC 8 FST~~	~~5M3~~

Änderungen vorbehalten

Teile-Nr.	Benennung	Bildtafel
~~K994 43 010 8~~	~~SPANNSCHEIBE CLAMPING DISC 10 FST~~	~~5M6~~
K994 46 070 8	SCHRAUBE SCREW M4X10	5.2E3 5.2K1 5.2L9
K994 46 071 7	SCHRAUBE SCREW M4X12	14A6 14B2 15B2 15A5 16A6 16B2 17A5 17B2 17.1A3 17.1A6 17.2A2 17.2A6 17.3A5 17.3B2 17.4A5
K994 46 101 7	SCHRAUBE SCREW M5X12	3F11
K994 46 101 8	ZYL.SCHR. M5X12	5.2J3
K994 46 102 8	ZYL.SCHR. M5X16	5.3C6
K994 46 103 8	ZYL.SCHR. M5X20	5.2D1
K994 46 111 7	SCHRAUBE SCREW M6X12	7K7
K994 46 111 8	ZYL.SCHR. M6X12	5.3F5
K994 46 112 7	SCHRAUBE SCREW M6X16	9A5 9C9
K994 46 113 8	ZYL.SCHR. M6X20	5.3C6 5.3F2
K994 46 122 7	SCHRAUBE SCREW M8X16	13F6
K994 46 534 7	SCHRAUBE SCREW M5X12	~~4B6 4B9~~ 5.2C3 5.4J4
~~K994 46 534 8~~	~~ZYL.SCHR.,UFK M6X12~~	~~5.2B1 5.2G12 5.2L7~~
K994 80 142 7	SCHEIBE DISC B3,2	14E1 14E2 14E3 15E1 15E3 16E1 16E2 16E3 17E1 17E3 17.5M4 17.5M5 17.6K2 17.6K3 17.6K4 17.6L8 17.6L10 17.6M9
K994 80 144 7	SCHEIBE DISC B4,3	~~5.7F3 5.735~~ 7M4 7M8 8B6 10F3 13B1 14H3 15G5 16H3 17H3 17.1J2 17.1J7 17.2E8 17.2F2 17.2F3 17.2G9 17.2L5 17.3H2 17.4H3 17.4J7
K994 80 145 7	SCHEIBE DISC B5,3	4H2
K994 80 146 7	SCHEIBE DISC B6,4	~~4L4 5L2 5M3~~ 12.2J6
~~K994 80 149 7~~	~~SCHEIBE DISC B10,5~~	~~5M6~~
K994 85 047 8	LI.FLANSCHK.SCH SPECIAL SCREW ULF M5 X10	11H4 11J4 11K4 11K11 11L11 11M6 11M8 11M11 12.2B9
K995 11 021 0	VERSCHL.SCHRB. SCREW CM 10X1	5.2F4
K995 14 019 7	RAENDELMUTTER KNURLED NUT M4	7G4 13H9 13K10
K995 19 014 8	SPANNHUELSE CLAMPING SLEEVE 2X10	8H12 8K10 9J3
K995 42 204 0	SENKSCHR. SCREW M8X45	10C4 10C7 10C9 10E5 10E8 10E10 10E11
K995 43 842 0	STIFT PIN 2 M 6X28	18L11
K996 01 091 8	SICHERGS RING CIRCLIP 15X1	3G7 5.3J11
K996 01 096 8	SICHERGS RING CIRCLIP 20X1,2	4J12 5.2H6 5.2H7
K996 01 098 8	SICHERGS RING CIRCLIP 22X1,2	5.3J9 18H4
K996 02 113 8	SICH.RING RING 24X1,2	4L9
K996 02 115 8	SICHERGS RING CIRCLIP 26X1,2	5.5G4
K996 02 125 8	SICH.RING RING 42X1,75	4J12
K996 02 127 8	SICHERGS RING CIRCLIP 47X1,75	3E10 3H8
K996 03 111 8	TELLERFEDER SPRING 12,8	5.3E2
K996 06 017 0	KUGEL BALL 3,969	3H5
K996 06 025 0	KUGEL BALL 6,350	3C4 9K7
K996 07 005 8	SICHERGSSCHEIBE SAFETY DISC 2,3	5.4H2 14F4 14G5 15F3 15G6 15H4 16F4 16G6 17F4
K996 07 006 8	SICHERGSSCHEIBE SAFETY DISC 3,2	17G6 17.1G5 17.1G6 17.2E2 17.2E7 17.2F4 17.2G10 17.3F4 17.3H5 17.4B2 17.4F4 2E10 3C8 3D5 3F1 5.2J12 5.5G9 5.5H7 17.5D3 17.5E6 17.5F5 17.6B9 17.6C3
K996 07 007 8	SICHERGSSCHEIBE SAFETY DISC 4	5.3G4 5.5F5 5.5F6 5.5G6 12F3 18E4 18F5
K996 07 008 8	SICHERGSSCHEIBE SAFETY DISC 5	5.3E2 5.3E5 5.3H6 5.3J7 5.4E3 17.5H3 17.6E2 17.6D11 18D7 18E2 18F5 18F8 18J1 18K3
K996 07 010 8	SICHERGSSCHEIBE SAFETY DISC 7	~~2G9~~ 5.2D6 8G9
K996 07 012 8	SICHERGSSCHEIBE SAFETY DISC 9	8D2 8H7
K996 07 015 8	SICHERGSSCHEIBE SAFETY DISC 15	13H2 13J5 18B1
K996 08 020 0	RI KUGELLAGER BALL BEARING 160 02	5.5F3
K996 08 070 0	RI KUGELLAGER BALL BEARING 6000	5.5E4 5.5G4 5.5F
~~K996 08 230 0~~	~~RI KUGELLAGER BALL BEARING 8X22X10,3 2ZP6TN~~	~~5.2H1 5.2J2~~
K996 08 231 0	RI KUGELLAGER BALL BEARING 4X13X6/7	5.2H1
K996 08 234 0	RI KUGELLAGER BALL BEARING 61900 ZZ TNH	5.5D4
K996 08 534 0	RI KUGELLAGER BALL BEARING 6004.2ZR	3G8
K996 08 574 0	RILLENKULA GROOVED BALLBEARING	4J12
K996 08 629 0	RI KUGELLAGER BALL BEARING 6204.2ZR	5.2H6 ~~5.3K11~~
K996 08 656 0	RI KUGELLAGER BALL BEARING 6201.2RSR	6H3 6L8
K996 08 699 0	KUGELLAGER BALLBEARING 6204.2ZRN	5.2H3 5.2J7
K996 08 866 0	RILLENKULA GROOVED BALLBEARING	4L9
K996 10 106 8	SPRENGRING SPRING RING SP47	5.2H3 5.2H7
K996 12 032 8	STELLRING ADJ RING A 3	14F4 14G5 15F7 15G9 15H4 16F4 16G6 17F4
K996 12 034 7	STELLRING ADJ RING A 4 VERZINKT	5.2E12 17.5B6 17.5C4 17.5C7 17.5D6 17.5G3 17.6B8 17.6C3
K996 12 036 7	STELLRING ADJ RING A 5	14F3 14G4 15F1 15F7 15F8 15G3 15G4 15G7 15G8 16F3 16G4 17E3 17G4
K996 12 038 7	STELLRING ADJ RING A 6 VERZINKT	17.1G5 17.2D9 17.2E3 17.2E9 17.2F4 17.3F2 17.3G6 17.4F3 17.4G3
K996 12 042 7	STELLRING ADJ RING A 10	9L5 9M8 12H5 12J5 12.1H7 12.1K7 12.1L5
K996 23 023 0	KUGELLAGER BALLBEARING 1203 TV (17X40X12)	3D10
K996 23 068 0	KUGELLAGER BALLBEARING 15X 42X13	3H6
K996 26 312 0	DICHTRING 9X15X5 GASKET RING	4L9
~~K996 28 080 0~~	~~DICHTRING GASKET RING A 13X19X2~~	~~22D7 22G11~~
K996 28 384 0	DICHTRING GASKET RING A 10X14	8D6 18E4 18F2 18G2 22E4
K996 35 025 0	DICHTRING GASKET RING C 10X14	4E7 5.2F4
K996 61 120 0	KUGELZAPFEN BALL PIVOT A 8	12H5 12.1K4 12.1K6
K996 76 050 0	LAGER BEARING 30202	5.2F6
K996 79 057 0	BOHRBUCHSE DRILL BUSH A 4X8	14B6 15B5 16B6 17B6 17.1B6 17.2A6 17.3B6 17.4B6
~~K996 85 009 3~~	~~FRAESER,VHM D=4,0 FB636~~	~~20M4~~

Änderungen vorbehalten

Teile-Nr.	Benennung	Bildtafel
~~K996 85 009 7~~	~~FRAESER,VHM D=6,0 FB636~~	~~20M4~~
~~K996 85 031 5~~	~~SPIRALBOHRER D=1,5~~	~~20L4~~
~~K996 85 033 2~~	~~SPIRAALBOHRER D=3,2~~	~~20K4~~
~~K996 85 034 2~~	~~SPIRALBOHRER D=4,2~~	~~20K4~~
~~K996 85 037 1~~	~~SPIRALBOHRER D=7,1~~	~~20L4~~
~~K996 85 061 0~~	~~KEGELSENKER C90X10,0 N~~	~~20L4~~
~~K996 85 071 1~~	~~GEW.BOHRER M4~~	~~20L4~~
~~K996 85 082 0~~	~~WINKELFRAESER N.Z. 14243008~~	~~20M4~~
K997 15 350 0	STECKHUELSE RECEPTACLE 6,3-1	5.5L10 ~~5.7H4~~ 12F7 12.1F9 13K8 19J8 ~~21J5~~
K997 50 232 0	FEINSICHERUNG FUSE M 0,63 C	23H11
K997 70 090 1	LEITUNG,H05V-K 1X0,5 BR	17.5H11
K998 34 058 0	MUTTER NUT M6X0,75	5B4 5.4D4 5.4E5
K998 34 060 7	MUTTER NUT M10X0,75 VZI	7K7
K998 83 028 8	HALBMONDRING HALFMOONRING H12X1	3E2
K998 83 031 8	HALBMONDRING HALFMOONRING H 15 X1	5.3G1
K998 85 115 0	SIMMERRING SEALING RING BA 9X18X6	4K6
K998 85 226 0	SIMMERING SEALING RING BA 12X22X4	5.3J8
K998 85 690 0	SIMMERING SEALING RING BA 20X32X7	5.3J4
~~K998 85 740 0~~	~~NUTRING RING 14/20 X 4~~	~~5.3M7~~
K998 85 780 0	SIMMERING SEALING RING BA 20X47X7	5.3M6 5.3M7
K998 85 940 0	SIMMERING OIL SEAL 22X32X5,5	5.5H5
K998 86 007 0	RING RING OR 3 X 1	3F5
K998 86 053 0	O-RING RING 10X2	5.5G5
K998 86 067 0	O-RING RING 11,3X2,4	5.3K4
K998 86 068 0	O-RING RING 11X1,5	5.3B6
K998 86 072 0	O-RING RING 12X1,5	1D5 1D8
K998 86 110 0	O-RING RING 15X2	4G5
K998 86 159 0	O-RING RING 19X4	2E10
K998 86 214 0	O-RING RING 25X4	18K5
K998 86 330 0	O-RING RING 38X2	5.5F3
K998 86 346 0	O-RING RING 40X2	3G7
K998 86 500 0	O-RING RING 3,3X2,4	1G3 2M9 3L8 4F7 4J9 5.7D9 9M12 17,5E8 17,5F10 17.6D6 17.6D11 27K4
~~K998 88 016 0~~	~~STUETZSCHEIBE SUPPORT DISC 20X 28X2~~	~~22F9~~
K998 88 061 0	PASS SCHEIBE WASHER 12X18X0,1	13D6 13D8 13F2 13F3
K998 88 101 0	PASS SCHEIBE WASHER 6X12X0,3	5.4E5 14D6 15D5 16D6 17D6 17.1D6 17.2D6 17.3D6 17.4D6
K998 88 104 0	PASS SCHEIBE WASHER 5X10X0,3	2C10 14G4 15G8 16G4 17G3
K998 88 107 0	PASS SCHEIBE WASHER 7X13X0,3	5.3E4 14E6 15F4 16E6 17.1E6 17.2E4 17.3E6 17.4E4
K998 88 108 0	PASS SCHEIBE WASHER 8X14X0,3	9H8
K998 88 110 0	PASS SCHEIBE WASHER 10X16X0,3	9L5 12H2 12H5 12.1H7 12.1K2 12.1K7 12.1L4 12.1M5
K998 88 152 0	PASS SCHEIBE WASHER 8X14X0,5	3B3
K998 88 159 0	PASZSCHEIBE WASHER 9X15X0,5	4L10
K998 88 161 0	PASS SCHEIBE WASHER 12X18X0,5	6H4 6L8
K998 88 162 0	PASS SCHEIBE WASHER 15X21X0,5	5.3F1 5.5F3
K998 88 166 0	PASS SCHEIBE WASHER 20X28X0,5	18A6 18B1
K998 88 205 0	PASZSCHEIBE WASHER	9M11
K998 88 207 0	PASZSCHEIBE WASHER 7X13X1	6G7 6G10 6J6 6J11 6K10
K998 88 208 0	PASS SCHEIBE WASHER 8X14X1	19B5
K998 88 210 0	PASS SCHEIBE WASHER 10X16X1 20X28X1,0	12K4 12.1L6 12.1M4
~~K998 91 014 0~~	~~SPRENGRING SPRING RING SB11~~	~~2E4~~
K998 91 017 8	SPRENGRING SB14	7G7
~~K999 14 025 4~~	~~ISOLIERSCHLAUCH INSUL HOSE GRAU~~	~~21J5~~
K999 19 035 4	STOPFEN PLUG GPN350-I21	
K999 19 036 3	HEBELVERSCHLUSS LEVER LOCK CA FH1 32,5 MM	11C5 11C6 11D4 11G11 11H12
K999 19 036 4	MAGNETVERSCHL. MAGN. LOCK D=18 MM	10D7 10D9 10D10 10E8
K999 19 036 5	KUGELSCHNAEPPER BALL SNOP D 14 MM	11L2
K999 20 043 1	ABDECKKAPPE COVER CAP 5 PA-PG9-1	25E10
K999 20 085 4	BEF.SCHELLE 604-7 VERNICK.	5.5E9
~~K999 20 085 5~~	~~BEF SCHELLE CLAMP VERNICK. 604-9 CLAMP~~	~~2F7~~
K999 20 086 9	BEF SCHELLE CLAMP VERNICK. 605-16	10K11
~~K999 20 088 1~~	~~STECKDOSE M. DECKEL SOCKET~~	~~19H4~~
K999 20 091 8	TUELLENGEHAEUSE HOUSING HAN 3A	10J1
K999 20 092 0	STECKEREINSATZ SOCKET INSERT HAN 3A	10J1
K999 20 096 9	STEUERLEITUNG CONTROL LEAD 16 X 0,34	13J10
~~K999 20 101 8~~	~~KABELKANAL CABLE CHANNEL 33X30/BA6~~	~~21J5~~
K999 20 115 4	BEF SCHELLE CLAMP 604-5	2F7 5.3B4 5.5M11
K999 20 116 0	SCHUKO-STECKER PLUG	19M8
K999 20 120 5	NAGELSCHELLE ISO 2-FACH 7-10MM	5.5D11
K999 20 141 7	LEITUNG CABLE SCHALTFLEX 3X0,25	5C7
~~K999 20 144 9~~	~~KABELDURCHFUEHR CABLE DUCT SR-15-1~~	~~5D12 5.7G6~~
K999 20 151 7	MAGNET MAGNET GL40E/76	4F2
K999 20 157 3	MAGNET MAGNET GL40E/49	5.5G8
K999 20 157 7	VERTEILER DISTRIBUTOR 82.830.002	13J10
K999 20 160 0	STECKHUELSE RECEPTACLE A2,8X1	5C7 ~~5E12~~ ~~5.7H6~~ 12F8 12.1F9 13J10 17.5H11 19J8
K999 20 160 6	MIKROSCHALTER MICRO SWITCH Z-15GK 355	25E10
K999 20 160 8	FUSSCHALTER FOOT SWITCH	10K2
K999 20 162 1	VERB LEISTE RAIL 6POL.306/00226	~~5D11 5.7F5~~ 12F8 12.1G9 19M6
~~K999 20 168 6~~	~~STARTER STARTER ST111 4 -80W~~	~~26G10 26K5~~
K999 20 175 1	KABELBAND CABLE TAPE SST1.5M-M	8D10

Änderungen vorbehalten

Teile-Nr.	Benennung	Bildtafel
K999 20 183 8	KONDENSATOR CONDENSOR 3,3MF 160V	24C10
K999 20 191 6	TISCHKLEMME TABLE CLAMP TK 1/ 45MM	12.2H9
K999 20 215 9	CODIERUNG GELB CODE YELLOW GELB	~~5H10 5.7L4~~ 12.1A7 12.1B7 19M3
K999 20 216 1	MESSERKONTAKT CONTACT	~~5.7K6~~ 12B8 12.1A7 12.1B8 13E9 19M3
K999 20 216 2	EINBAUBUCHSE BUSHING 16-POLIG	12C8 12.1B8 13E9
K999 20 216 3	STECKER PLUG 16 POLIG	5.7M6 12.1A7
K999 20 216 4	BEF. SCHELLE CLAMP H2P	~~5.7C5~~ 12F7 12.1G1 14E2 14E3 15E3 16E2 16E3 17E2 17E3 17.6E2 17.6F8 19F3 19M5
K999 20 223 8	LEUCHTDR. TASTER LUMIN PRESS SWITCH 1 S	~~24D10~~ 25D10 ~~26L5~~
~~K999 20 223 9~~	~~FRONTRING (SCHWARZ)~~ ~~FRONT RING (BLACK)~~	~~26L9~~
K999 20 224 0	HAUBE COVER SCHWARZ	25C10
K999 20 239 0	SCHALTER SWITCH 2-DRAHT	7B5 7L4 7L5 8B9 8E12 8H6 8H7 9D7 9E9 12.1K4 18G5 19D6 19D7 19M5 25D10
K999 20 243 0	SCHELLE CLAMP H 4 P	17.5A4 18D11 19M7
K999 20 243 2	LICHTSCHRANKE LIGHT BARRIER SPIEGELREFLEXTAST.	12E4 12.1D3 25C10
~~K999 20 245 5~~	~~BEDIENFELD FOL~~ ~~CONTR-PANEL FOL~~ ~~SCHALTFELD~~	~~26F10~~
K999 20 247 8	GEHAEUSE HOUSING 19"	26G10
K999 20 248 5	SCHALTER SWITCH 1 POL. 1,8A HILFSK	19J8
~~K999 20 249 1~~	~~EINBAUBUCHSE~~ ~~BUSHING~~ ~~30-POLIG~~	~~5H10 5.7K6~~
~~K999 20 249 2~~	~~STECKER~~ ~~PLUG~~ ~~WINKEL 30-POL~~	~~5H10~~
K999 20 249 3	MOTOR MOTOR 3000 1/MIN 45W	12H10 12.1K11
K999 20 249 4	SERVOKLAMMER GASTENING PIECES	5B1 5L12 6D2 6D9 6E8
K999 20 249 5	IMPULSGEBER PULSE GENERATOR 500 IMPULSE	5L12 6C9 6D2
K999 20 250 2	KABELSOCKEL CABLE TERMINAL D = 4,8 MM	8D9
~~K999 20 251 2~~	~~NETZTEIL~~ ~~MAINS UNIT~~ ~~+5V / +-15V~~	~~23F11~~
~~K999 20 251 4~~	~~LEUCHTST LAMPE~~ ~~FLUORESC LAMP~~ ~~13 W~~	~~26F10~~
K999 20 251 7	LUEFTER LIFTER 24V	~~5K7~~ 23F11
K999 20 253 0	DROSSEL, 3-FACH THROTTLE 3 X 2,5MH-10AEFF	24C10
~~K999 20 255 2~~	~~MONITOR~~ ~~MONITOR~~ ~~PBG1.1/801~~	~~26E10~~
K999 20 255 5	AUSGANGSERWEIT.	23C10
K999 20 256 9	ANSCHLUSSKLEMME CONNECT CLAMP	25D10
K999 20 271 3	SCHUETZ 3TK02031-0BB4	19J5 24D11
K999 20 272 1	MOTOR MOTOR	6B4 6F11
K999 20 272 2	MOTOR MOTOR KSY4612.62R5-2/W	5L9
~~K999 20 272 3~~	~~STECKER~~ ~~PLUG~~	~~24F10~~
K999 20 272 5	SCHALTER INDUKTIV NT1,5	7J4 17.5G10
K999 20 272 6	LICHTSCHRANKE LIGHT BARRIER	24E10
K999 21 020 5	GELENKKOPF JOINT HEAD SF8	8H8
~~K999 21 023 4~~	~~HALTER~~ ~~HOLDER~~ ~~22,8 X 30,2~~	~~2H8~~
~~K999 21 030 7~~	~~GELENKLAGER~~ ~~BEARING~~ ~~GE 8 UK~~	~~5.3D11~~
K999 21 066 1	GEW. EINSATZ	14K3 15K7 16L3 17K2 17.1K7 17.2M7 17.3K2 17.4J5
K999 21 068 9	PUFFER BUFFER 25444	6F5 6F7
K999 21 070 3	GELENKKOPF JOINT HEAD SAKB 6 F	8K5
K999 21 075 7	FUSS FOOT 85 SHORE	11L7 27K3
K999 21 076 0	KLEMMHEBEL CLAMPING LEVER M6X15 GR1 FORM K	12.2J5 12.2J7
K999 21 079 6	BUCHSE BUSHING 12 X18 X20	~~9K4 9L9~~ 13H5 13E6 13E8
K999 21 080 3	GELENKKOPF JOINT HEAD SF/K 8F	13D3 13D4
K999 21 080 4	GELENKKOPF JOINT HEAD SF/K 10F	8D2 8H7 13J6
K999 21 083 0	GELENKLAGER BEARING GE 6 NK	7G7
K999 21 083 4	DICHTRING GASKET RING 15X21X4,5/	5.3F4 5.3F5
K999 21 083 8	KLEMMHEBEL CLAMPING LEVER K GR.2 M10X25	12C10
K999 21 089 0	SINTERLAGER SINTER.BEARING 20X26X32	5.5F1 7C6 7F7 8D12 8F6 9G6 9G8 13H2 13J5 18A6 18C1
K999 21 089 2	KUGELBUECHSE BALL TYPE NIPPL 0668-01600	18E10 18F8 18H9
K999 21 092 5	KLEMMHEBEL CLAMPING LEVER KGR1 M 6X20	9L12
K999 21 093 3	GLEITLAGER SLIDE BEAR 12X18X12	10G2
K999 21 093 5	GLEITLAGER SLIDE BEAR	10G2
K999 21 093 6	ZYLINDERLAGER PORIT B 50	3G2
K999 21 093 9	KUPPLUNG COUPLER 6H7/ 8H7	5J11 6C3 6D9
K999 21 094 4	KUGELBUECHSE BALL TYPE NIPPL	6H6 6J11 6K8
K999 21 095 0	DRUCKSTUECK PRESSURE PIECE M 6	7M6
K999 21 096 5	KUGELBUECHSE BALL TYPE NIPPL 20X32X45	5.3L8 7C4 7C6 7E7 7E9
K999 21 096 6	DICHTRING GASKET RING 16X25X3	18E10 18H9
K999 21 099 0	KUPPLUNG 8H7/ 12H7	6G10
K999 21 100 1	GLEITLAGER UMBUGST SLIDE BEAR GLY.PG060810 F	8J9 9H5 9H12 9J8 9K4
K999 21 100 2	STOSSDAEMPFER SHOCK ABSORBER MC150 M -G129	8H12 8K10
K999 21 100 4	ZAHNRIEMEN 12 T5/400 ENDLOS	12.1J6
K999 21 100 7	STOSSDAEMPFER SHOCK ABSORBER MC150 MH-G129	9H3 9H7
K999 21 100 9	GLEITLAGER SLIDE BEAR GLY.PG 081010 F	8H10
K999 21 101 2	GELENKLAGER BEARING GE 12 PW	5D5 5J5 5.6H6
K999 21 103 5	KUPPLUNG COUPLER 8H7/14H7	6G10 6B4
K999 21 104 3	KUPPLUNG COUPLER 14H7 / 15H7	5K7
K999 21 103 8	ZAHNRIEMEN HTD700-5M	5.2J7 5.3H9 5.3K9
K999 22 015 5	ZYLINDER CYLINDER D19X150	12.2E7
K999 22 038 1	FILTER FILTER FA-K R1/4"	22F9
K999 22 038 2	DRUCKREGLER PRESS REGULATOR MR-08,R1/4	6D7 ~~21E7~~ 22E7
K999 22 043 1	VENTIL VALVE MANUELL- G1/8"	5H6 8C6
K999 22 044 1	STECKNIPPEL PLUG	19K8
K999 22 047 5	SCHLAUCHKLEMME HOSE CLAMPS	5.7A2
K999 22 050 1	VENTIL DRUCK -4/2 G1/8"	5F6 5.6J5
K999 22 051 9	VENTIL VALVE MANUELL- G1/8"	8E2 8F2 ~~21G8~~
K999 22 055 0	VENTIL VALVE R1/4"	22G11
~~K999 22 059 6~~	~~BEFESTIGUNG KPL~~ ~~FASTENING CPL~~ ~~QM7376~~	~~9H8~~

Änderungen vorbehalten

Teile-Nr.	Benennung	Bildtafel
K999 22 059 7	BEFESTIGUNG KPL FASTENING CPL QM/378	8G3 ~~9G6~~
~~K999 22 063 5~~	~~SCHLAUCHTUELLE HOSE SOCKET R 1/4-D 6~~	~~22D7~~
K999 22 064 2	VENTIL, MANUELL VALVE G1/8"	5.7B8
K999 22 065 4	BEFESTIGUNG KPL FASTENING CPL QM/377	12F6 12.1G5 13F5
K999 22 066 4	MANOMETER PRESSURE GAUGE R 1/8"	6D7 ~~21G4 22F9~~
K999 22 066 5	ZYLINDER CYLINDER D20X25	12.1F6
~~K999 22 067 4~~	~~ZYLINDER CYLINDER D20X50~~	~~13E4 13F3~~
K999 22 067 5	ZYLINDER CYLINDER 28X12.5	7F5
K999 22 067 6	ZYLINDER CYLINDER D32X75	18G2
K999 22 067 7	BEFESTIGUNG KPL FASTENING CPL QM/375	12G4 12.1F6 12.1G4
K999 22 068 3	ZYLINDER CYLINDER D8X12.5	5.2D11
K999 22 069 1	SCHALLDAEMPFER SOUND ABSORBER R1/8"AUSS.	~~5B9~~ 5F6 8C6
K999 22 069 4	SCHLAUCHKLEMME HOSE CLAMP 0507/3	5.3E3
K999 22 070 0	SCHALLDAEMPFER SOUND ABSORBER R1/8"INNEN	17.5B9 ~~21D5~~ ~~21K7~~
K999 22 070 3	VENTIL VALVE MAGNET-3/2	13J10 13L10 17.5B9 ~~21H5~~ ~~21K7~~
~~K999 22 070 5~~	~~ANSCHLUSSPLATTE PLATE 1-FACH~~	~~21G6~~
K999 22 070 6	ANSCHLUSSPLATTE PLATE 2-FACH	13K10 17.5C9 ~~21G4~~
K999 22 070 8	ANSCHLUSSPLATTE PLATE 4-FACH	13L10 ~~21H5 21J5~~
K999 22 071 0	VENTIL VALVE	5.5D11
K999 22 072 3	SAUGZYLINDER CYLINDER D28X19	18F5
K999 22 072 4	ZYLINDER CYLINDER D10X25	5.4G1
K999 22 072 6	BEFESTIGUNG KPL FASTENING CPL QM/945	5.4F3
~~K999 22 072 7~~	~~ZYLINDER CYLINDER D25X50~~	~~9G8~~
K999 22 075 0	ZYLINDER CYLINDER D32X50	5E3 8F4 13K4
K999 22 075 2	EINSATZ INSERT	2K9
K999 22 076 1	BEFESTIGUNG KPL FASTENING CPL QM/394	8H2 13K3 18E2
K999 22 076 2	ZYLINDER CYLINDER D25X30	8H3
K999 22 076 4	VENTIL VALVE ODER-ELEM.STECKBAR	5E3 8F1 9D2
K999 22 076 8	VENTIL VALVE TASTE -3/2	19C6
K999 22 077 0	ZYLINDER CYLINDER D20X15	12G4 12.1G4
K999 22 078 1	ZYLINDER,EINFAC D20X4	8J3
K999 22 079 0	FILTER FILTER	5.5F9
K999 22 079 7	VENTIL VALVE DROSSELRUECK. M 5	12B6 12.1B5 12.2H6 14L3 14L8 16L6 17.1L8 17.1M5 17.3M4
K999 22 080 0	VENTIL VALVE MAGNET	12.1G6 12.1G8
K999 22 080 2	VENTIL VALVE DROSSELRUECK M5	5.7C3 8G4 12E5 12F7 12.1E7 12.1F5 13C4 ~~13D6 13E4~~ 13L4 13L6 17.6B9 17.6C4 18E4 18F2 18G2
K999 22 081 7	FUEHRUNGSRING GUIDE RING	8G10 9H9 9H11
K999 22 081 8	LIPPENRING LIP RING 12 X 7	8G10 9H9 9H11
K999 22 082 0	ANSCHLUSSPLATTE PLATE 2-FACH	12F7 12.1G8
K999 22 082 4	ZYLINDER CYLINDER D16X10	14G2 14H6 14K6 15J1 15K5 16G2 16H6 16K6 17C6 17G1 17H6 17K4 17K7
K999 22 082 7	ZYLINDER CYLINDER D=12 4 MM	14C6 15C5 15J8 16C6 17.1C6 17.2C6 17.3C6 17.4C6
K999 22 082 8	SCHALTER SWITCH M/32/032/2	5H5
K999 22 082 9	DRUCKSCHALTER SWITCH G 1/8"	24F10 25B10
K999 22 083 0	ZYLINDER CYLINDER D20X305	8D6
K999 22 083 1	ZYLINDER CYLINDER D25X313	9E6
K999 22 083 2	KOLBENSTG.DICHT PISTON ROD PROFIL C18X14X4	8H10 9H9 9H12
K999 22 083 3	VENTIL VALVE RUECKS. STECKBAR	9D3 10H4
K999 22 083 7	ZYLINDER CYLINDER D50X50	5G3
K999 22 083 9	ZYLINDER,EINF. ONE-WAY CYLINDER D 12 X 10	12.2H6 19D5
K999 22 084 5	VENTIL STECKBAR	12.2L6
K999 22 084 6	SCHWENKBEFESTIG. PIVOT FASTENING	5.6G6
K999 22 084 9	ZYLINDER,DOPPEL D12X15	17.5G5 17.6B9 17.6C3
K999 22 085 1	ZYLINDER,DOPPEL D12X10	17.5B4
K999 22 085 4	ZYLINDER CYLINDER D12X8	17.6G6 17.6G7 17.6G10
K999 22 085 5	ZYLINDER CYLINDER D=20X13	17.1G2 17.1J7 17.2F2 17.2G9 17.2L5 17.3F2 17.3J7 17.3L7 17.4G1 17.4G6 17.4K4 17.4K7
K999 23 020 9	HUELSE BUSH	8H9 8H11
K999 23 022 9	HUELSE BUSH	9H4 9H5
K999 23 051 3	NADELHUELSE NEEDLE SOCKET HK 0509	3E7 3F7
K999 23 051 8	DICHTRING GASKET RING G15X21X3	5.5E5
K999 23 057 3	NADELHUELSE NEEDLE SOCKET HK 1010	12D3 12H2 12J5 12.1C1 12.1H5 12.1H7 12.1K2 12.1L3 12.1K4 12.1K7 12.1M5
K999 23 131 8	DICHTRING GASKET RING DH 32X42X4	5.2F6
K999 23 221 3	NADELHUELSE NEEDLE SOCKET HK 3016.310-7887	5.2J4
K999 23 352 8	DICHTRING GASKET RING G16X24X3 A	9H5 9K4
K999 23 353 8	DICHTRING GASKET RING G12X19X3 A	8H9 8H11
~~K999 23 801 1~~	~~NADELHUELSE NEEDLE SOCKET FY58-5X9X8~~	~~3C8~~
K999 23 806 1	NADELHUELSE NEEDLE SOCKET FJ910 9X13X10	4L5
~~K999 24 001 8~~	~~VERSCHRAUBUNG COUPLING R 1/8"~~	~~5E7 5.7H1 21E7 21K8 22C8~~
~~K999 24 003 9~~	~~VERSCHRAUBUNG COUPLING R 1/4"~~	~~22D7 22F11~~
~~K999 24 005 3~~	~~SCHLAUCHTUELLE HOSE SOCKET R 1/4"D10~~	~~22H11~~
K999 24 020 9	VERSCHRAUBUNG COUPLING R 1/4"	22E9
K999 24 026 9	BLINDSTOPFEN BLIND PLUC G 1/8"	~~5.7F3~~ 5.7F9 ~~5.7H1~~ 12F7 12.1H8 17.5C9 13K10 13L10 19M7 ~~21F6 21G4 22C8~~
K999 24 027 0	BLINDSTOPFEN BLIND PLUC G 1/4"	22F7
K999 24 030 1	DOPPELNIPPEL DOUBLENIPPLE R1/4-R1/4"	~~13G10~~ 22E6 ~~22E7~~ 22E8 22E9 ~~22F5~~ 22F11
K999 24 030 2	DOPPELNIPPEL DOUBLENIPPLE R1/8-R1/8"	~~5E7~~ 5G6 ~~5.7H1~~ 8C6 8E2 8F2 17.5C12 17.5D10 ~~21F7~~ ~~21F7 21F8 21G4~~ ~~21H10~~
K999 24 030 3	DOPPELNIPPEL DOUBLENIPPLE R1/4-R1/8"	5F5 ~~22E8~~ ~~22F5 22E8~~

Änderungen vorbehalten

Teile-Nr.	Benennung	Bildtafel
K999 24 030 4	REDUZIERNIPPEL REDUCING NIPPLE R1/4-R1/8"	19J7 ~~21E7 21F8~~
~~K999 24 030 5~~	~~VERTEILER DISTRIBUTOR T- R1/8"~~	~~21F3 21F9 21H11 22E4 22E8~~
~~K999 24 030 6~~	~~MUFFE BUSHING R 1/4"~~	~~22E7~~
K999 24 033 9	VERTEILER DISTRIBUTOR KR R 1/4"	22E6
K999 24 034 1	VERSCHRAUBUNG COUPLING R 1/8"D17	17.5C12 ~~21G6~~
K999 24 036 1	MUFFE BUSHING R 1/8"	5F5 5G6 12.2H4 12.2L4 12.2L6 ~~21F6 21F7~~ 21H10
K999 24 036 3	KUPPLUNGSSTUECK COUPLING PIECE R 1/8"M 5	12.2K4 12.2K6
K999 24 036 5	SCHWENKVERSCHR PIVOT COUPLING M 5	8H11 12E7 ~~12H6~~ 12.1F6 12.1F8 12.2C4 12.2C6 12.2D4 12.2F3 12.2F7 17.5G5 18D4
K999 24 036 6	VERSCHRAUBUNG COUPLING M 5 D	12.2C6 12.2G3
K999 24 038 3	VERSCHRAUBUNG COUPLING R 1/8"D 4	5.5J5 9L12 12E5 12.2L4 ~~21E4 21G8~~
K999 24 038 4	VERSCHRAUBUNG COUPLING R 1/8"D 6	5C7 5G6 5.7C10 8E5 8F8 10H7 ~~21E7 21F3~~ ~~21J11~~
K999 24 038 5	VERSCHRAUBUNG COUPLING R 1/8"D 4	~~5B6~~ 5F6 5H5 5.6J3 5.6K5 5.7G1 7F5 7G7 8E1 8G1 8J2 ~~9G6~~ ~~9H7~~ 12F7 12.1G6 12.2H4 12.2L6 13K8 17.5C12 ~~21F9 21G8 21H11~~
~~K999 24 038 6~~	~~VERSCHRAUBUNG COUPLING R1/8" D4~~	~~5.7E3~~
K999 24 038 7	VERSCHRAUBUNG COUPLING R 1/8" D4	12.1G8 19K7
K999 24 038 8	REDUZIERNIPPEL REDUCING NIPPLE R 1/8"M 5	12B8 12.1B5 12.1E7 12.2D7 12.2G4 ~~13D6 13E5~~ 13L6 18E4 18F2 18G2
K999 24 038 9	SCHLAUCHTUELLE HOSE SOCKET M 5 D 2	12.2D7 12.2G4 17.5B5 17.5E8 17.5G5
K999 24 039 0	VERSCHRAUBUNG COUPLING M 5 D 4	5.4G1 8J9 ~~12E7~~ 12.1C3 12.1F7 12.1F8 12.2K4 12.2K6 ~~14C5~~ ~~14C6 15C4 15C5~~ ~~16C5 16C6 17C6~~ ~~17.1B6 17.1C6~~ ~~17.2B5 17.2B6~~ ~~17.3B5 17.3C6~~ ~~17.4C5 17.6D6~~ 17.6D11 19D5
K999 24 039 1	VERSCHRAUBUNG COUPLING M 5 D 4	~~5B8 5B11~~ 5.2D11 ~~5.3L7 5.7E2 5.7G3~~ 9A2 9J10 12B6 12E8 12G6 12.1B5 12.1C8 12.1G6 ~~14C3 14C6 14G2~~ ~~14H7 14L5 15C3~~ ~~15C5 15L2 15L7~~ ~~15M6 16B3 16C6~~ ~~16G2 16H7 16L6~~ ~~16L8 17C4 17C6~~ ~~17G1 17H7 17K7~~ ~~17L4 17.1B4~~ ~~17.1C6 17.1G2~~ ~~17.1H8 17.1M5~~ ~~17.2A6 17.2B4~~ ~~17.2F9 17.2G1~~ ~~17.2L7 17.3B4~~ ~~17.3J7 17.3L8~~ ~~17.3M5 17.4C4~~ ~~17.4C6 17.4G1~~ ~~17.4H7 17.4L3~~ 17.5B12 17.5F11 17.6B9 17.6C4 17.6G6 17.6H12 19M7
K999 24 039 2	WI-E-VERSCHR COUPLING R 1/8"D 6	5E3 5G5 5H5 5.6J5 5.7B8 9D3 9E7 ~~13G10~~ 13K8 17.5E11 ~~22E4 22G8~~ ~~6C6~~ 5.7F1
K999 24 039 3	VERSCHRAUBUNG COUPLING R 1/8" D6	12.2L4 12.2L6 13K8 20D2
K999 24 039 4	VERSCHRAUBUNG COUPLING D4	12E5 12.1E4 12.2L3 12.2M4 17.6F6 17.6G1 17.6G8 17.6G12 17.6H7
K999 24 039 8	T STUECK T PIECE STECKB. D3	4H9
K999 24 039 9	VERB STUECK CONN PIECE STECKB.D 3	2L10 4D6 ~~4D8~~
~~K999 24 040 1~~	~~SCHLAUCHTUELLE HOSE SOCKET R 1/8"D 6~~	~~21G3 21K8 22E4~~
K999 24 040 2	VERSCHRAUBUNG COUPLING D6	10G5 10H6 17.5E10
K999 24 040 4	VERSCHRAUBUNG COUPLING D=4,STECKB	12.2L6
~~K999 24 040 7~~	~~VERSCHRAUBUNG COUPLING M5~~	~~14H1 14H7 14L8 15L2 15K8 16H1 16H7 16L8 17H1 17H7 17K8 17L4 17M7 17.1H1 17.1H8 17.1L8 17.2G1 17.3G1 17.3H8 17.3L8 17.4H1 17.4H7 17.4L3 17.4M7~~
K999 24 040 8	ANSCHLUSS CONNECTION D= 4	8C6 14L3 16L4 17.1L4 17.3M4
K999 24 041 2	STECKTEIL G1/8"INNEN	12.2H5 12.2J3
K999 26 003 6	WIRBELST.KUEHL.	5.7A9
K999 26 004 6	ABSAUGAGGREGAT SUCTIONUNIT CPL AS 9100	20G2
K999 26 004 7	MOTOR MOTOR FME 529	18F12
K999 26 004 8	SPANNZANGE MILLING CHUCK 6 MM	18H12
K999 29 004 1	GETRIEBE J=12 GEAR	6B2 6F11
K999 31 095 0	KERBSTIFT S7 4X16	5.3L9
P121 00 011 0	6KT.SCHR. M6X12 SCREW	4E6
P121 00 005 9	SPEZIALSCHRAUBE SPECIAL SCREW R178 MS M.DICHTR.	5D7
Z112 486	BEF.SCHELLE H9P CLAMP	4E9
Z112 00 023 5	SCHRAUBE SCREW M3X20 8.8 BRUE	5.2C4
Z112 00 061 1	3/2 WEGEVENTIL 3/2 WAY VALVE KUHNKE 74.003	12.2E4 12.2F7
2008 9718031	DRUCKL.SCHLAUCH 2L PRESSURE HOSE	14E3 15E3 16E3 17E3
0211 54074	BUCHSE BUSH	9C2
0211 54075	DICHTRING 12X6X4 GASKET RING	9C2
0556 01 440 1	5/2 WEGEVENTIL 5/2 WAY VALVE KUHNKE 81.014	12.2C6
0570 00 184 7	BLINDSTOPFEN BLIND PLUG KUHNKE 50.500	12.2C4
~~0742 04 081 5~~	~~ENDSTUECK ENDPIECE~~	~~5C12 5.7E6~~
~~0742 04 082 4~~	~~GEWINDESCHIENE~~	~~5D12 5.7E6~~
0744 00 183 9	SCHELLE CLAMP H6P	17.6E4 17.6G10
0746 04 037 9	STECKTUELLE	~~14E3 15E3~~ 16E2 ~~16E3 17E3~~
0746 00 076 8	SCHW VERSCHRBG PIVOT CONN M5 PU3	5.2F4
0791 00 109 0	VES GARNHALTEARM	27H5
0791 00 109 1	GARNHALTER KPL YARNHOLDER CPL	27H5
0791 00 109 3	ASCHEIBE DISC A5X5	27E6 27H6
0791 00 109 4	LINSENSCHRAUBE SCREW M5X25	27E6 27H6
0791 00 109 5	FADENFUEHRUNG K THREAD GUIDE	27D5 27H6
0791 00 109 6	FADENFUEHRG KPL THREADGUIDE CPL	27E5
~~0793 06 679 7~~	~~LASCHE SHACKLE~~	~~5.7J5~~
0797 00 021 0	5/2 WEGEVENTIL 5/2 WAY VALVE KUHNKE 81.012	12.2C6
0797 00 033 5	MAGNETVENTIL 5.BLOCK VALVE	5.7E2 ~~5.7E3~~ 5.7G6
0797 00 041 8	ENTLUEFT.VENTIL FESTO 9685 SE 1/8B	8D6
0797 2017	SCHLAUCHTUELLE HOSE SOCKET	9E1
0797 00 225 2	L-STECKNIPPEL PLUG	19K8
~~0797 00 301 2~~	~~ANSCHLUSSPLATTE 0301-0002-001-01 PLATE~~	~~5.7E3~~
0797 00 301 6	ANSCHLUSSPLATTE 0301-0002-002-01 PLATE	19J8

Änderungen vorbehalten

Teile-Nr.	Benennung	Bildtafel
~~0797 00 301 8~~	~~ANSCHLUSSPLATTE 0301-0002-004-01 PLATE~~	~~5.7G3~~
0797 00 391 9	ANSCHLUSSPLATTE 0301-0002-003-01 PLATE	19M9
0798 12 050 5	MUTTER NUT M5 -8 VZI	12.2E8
0798 42 604 9	HAUPTSCHALTER MAIN SWITCH	25C10
0933 22 537	DRUCKFEDER PRESSURE SPRING	9B3
0935 00 041 0	GEW.STIFT M6X0,75X8 THREADED PIN	4J10
9041 10 105 2	OELDOCHT OIL WICK	3C12
9081 59 991 9	SCHRAUBENDREHER SCREWDRIVER	27J3
9081 50 005 1	SCHRAUBENDREHER SCREWDRIVER	27J3
9129 91 999 9	KULA.-AUSGL.-SCHR. 34,5X41X0,35 SCREW	4J12
9201 11 287 7	SCHRAUBE SCREW M5X12 8.8 VZI	17.2C4 17.3C4 17.4C3
9203 00 312 7	ZYL.SCHR. M3X22 SCREW	5E2 5.6C6
9203 00 366 2	ZYL.SCHR. M4X10	~~5B8~~ 5F12 5.2J1
9203 00 366 7	ZYL.SCHR. M4X10 SCREW	4H7 5.5F5 5.7D9 ~~5.7H6~~ 11L2
9334 00 219 0	PASZSCHEIBE 12X18X1,0	5D1 5H3 5J6
9357 00 009 0	SICH. SCHEIBE 7 SAFETY DISC	19B6
~~9710 06 100 0~~	~~3/2 WEGEVENTIL 372 WAY VALVE 1ER-BL.~~	~~5B8~~
~~9710 06 100 1~~	~~3/2 WEGEVENTIL 3/2 WAY VALVE 3ER-BL.~~	~~5B11 5C7~~
~~9790 43 000 0~~	~~ADAPTER~~	~~5E8~~
9810 88 000 1	TRAFO, DREHSTROM TRANSFORMATOR	26L9
9815 59 999 8	SCHALTER, SCHUTZ SWITCH, GUARD	25G10
~~9822 63 400 1~~	~~LAMPE 28V, 1,2W LAMP 28V, 1,2W~~	~~26M5~~
~~9825 15 160 1~~	~~STECKER, 16-POL. PLUG, 16-POL.~~	~~24G10~~
~~9825 19 050 1~~	~~STECKER PLUG~~	~~25D10~~

Teile-Nr.	Benennung	Bildtafel
~~9825 81 041 8~~	~~SICHERUNG FUSE~~	~~26M9~~
~~9840 11 200 2~~	~~MESSERCRIMPKONT~~	~~5H10~~
9825 15 160 1	STECKER 16-POL PLUG	19L4

Teile-Nr.	Benennung	Bildtafel
Neu hinzu gekommene Teile in der Klasse 805 Stand 09.1995		
K211 00 958 7	Ansatzschraube	28F4
K246 00 276 1	Verschlußschraube	11B2
K367 11 033 3	Haken	5.2F8
K367 11 038 0	Stift	5.2C7
K367 15 010 3	Kupplung, Klaue	5.3K2
K367 15 105 0	Hülse	5.5G11
K367 31 033 0	Buchse	5.3C7
K396 10 543 4	Mitnehmer, K	3E7
K396 12 117 0	Nadelstange, Buchse	3K4
K467 10 017 3	Kopfdeckel, V	5.2B1
K467 10 061 0	Lagerbolzen	2J8, 4F12
~~K467 10 067 0~~	~~Blech~~	~~5.5K5~~
K467 15 056 3	Zahnscheibe	5.6G7
K467 15 067 0	Lagerbock	5.5F2
K467 15 074 0	Buchse	5.5D2
K467 15 075 0	Deckring	5.5K1
K467 15 077 3	Antriebswelle, V	5.5F3
K467 15 079 0	Körper	5.3J10
K467 15 085 4	Greifer, K	5.5H2, 5.5L2
K467 17 001 3	Kronrad, K	5.2J5
~~K467 17 002 0~~	~~Mitnehmerrad~~	~~5.2J5~~
K467 20 033 0	Greiferschutz	5.5D2
K467 20 034 0	Greiferschutz	5.5D2
K467 31 026 3	Buchse, V	5.2J4
K504 17 009 2	Stehbolzen	10C9
K568 34 020 0	Einstellscheibe	9H8
K570 00 122 0	Kugelzapfen	28J9
K707 44 211 9	Gegenmutter	28D12
K739 00 029 8	Zahnscheibe	26.1K7
K742 00 317 8	Halbrund Holzschr.	28H1
K767 15 023 0	Filtertasche	5.5G11
K767 15 023 4	Filter, K	5.5G11
K767 15 104 0	Filter	5.5G11
K797 00 201 9	Stecknippel	4J9
K797 00 225 2	L-Stecknippel	28G5, 28E2, 28G2
K802 10 003 0	Filzscheibe	2H8
K804 35 750 9	Teilesatz, K Nadelk.	5.7C10
K805 40 127 0	Halter	11K2
K805 40 203 0	Lagerbock	5G3
K805 40 209 0	Verteiler	22D8
K805 40 258 0	Oelwanne	5.7H9
K805 40 271 0	Ablage	10C3
K805 40 275 0	Tragplatte	5K5, 5.6K10
K805 40 276 0	Schwingmetall	5L4, 5.6L9
K805 40 277 0	Schwingmetall	5L4, 5.6L9
K805 40 279 0	Platte	5J3, 5.6J8
K805 40 280 0	Platte	5L4, 5.6L9
K805 40 281 0	Leiste	5J4, 5.6J8
K805 40 282 0	Schwingmetall	5H1
K805 40 283 0	Gew. Bolzen	5G1
K805 40 284 0	Schwingmetall	5J1, 5.6K6, 5.6J8
K805 40 285 0	Gew. Bolzen	5H1, 5.6K6, 5.6K7
K805 40 286 0	Platte	5K4, 5.6K9
~~K805 40 291 3~~	~~Stichplatte, K~~	~~10A6~~
K805 40 292 0	Klappe	10B9
K805 40 293 0	Scharnier	10B7
K805 40 294 0	Federblech	10B7
K805 40 296 0	Lagerschale	2H8
K805 40 297 0	Scheibe	10D10, 10B7
K805 40 322 3	Gehäuse, V	11C2
K805 40 323 0	Haube	11B3
K805 40 365 0	Abdeckung	11L11
K805 40 400 0	Platte	28D12
K805 40 401 0	Halteblock	28C9

Teile-Nr.	Benennung	Bildtafel
K805 40 402 0	Verstärkung	28C11
K805 40 403 0	Halteblech	28D6
K805 40 404 0	Klammer	28B4
K805 40 407 0	Scheibe	28C11
K805 40 408 0	Scheibe	28C12
K805 40 409 0	Halteplatte	28G10
K805 40 410 0	Halteplatte	28H7
K805 40 411 0	Halteblech	28D12
K805 40 412 0	Profil	28E10
K805 40 414 0	Blattfeder	28H6
K805 40 415 0	Platte	28H6
K805 40 416 0	Schaltleiste	28F5
K805 40 418 0	Halter	28G7
K805 40 419 0	Halter	28G12
K805 40 420 0	Halter	28J9
K805 40 421 0	Platte	28E1
K805 40 422 0	Winkel	28H5
K805 40 423 0	Unterplatte	28J2
K805 40 424 0	Winkel	28E4
K805 40 425 0	Winkel	28G1, 28J2
K805 40 426 0	Platte	28J2
K805 40 427 0	Tischplatte	28J2
K805 40 428 0	Bügel	28A4
K805 40 429 0	Winkel	28M7
K805 41 068 0	Buchse	28G6
K805 41 084 0	Platte	28L11
K805 41 097 0	Codierfolie	28L11
K805 41 102 0	Aufkleber	28L11
K805 41 124 0	Buchse	15K2, 17G3
K805 41 126 0	Federblech	17.2H4
K805 41 194 0	Schieber	14H4, 15K3, 15H6, 16H4, 17H4
K805 41 195 0	Schieber	14H4, 15K3, 15H6, 16H4, 17H4
K805 41 196 0	Seitenschieber	14H4, 15K3, 15H6, 16H4, 17H4
K805 41 197 0	Eckenschieber	17K4
K805 41 198 0	Vorderschieber	14K6, 16J6, 17.3L7
K805 41 199 0	Vorderschieber	15K4, 16J6, 17L4, 17.4L5
K805 41 253 0	Anschlag	17.2H5, 17.3J3, 17.4K8
K805 41 400 0	Oberplatte	28D6
K805 41 401 0	Platte	28D1
K805 41 402 0	Transferplatte	28K11
K805 41 403 0	Halter	28G12
K805 41 785 0	Schieberblech	14L11, 15M11, 16M9, 17M11
K805 41 786 4	Schieberblech	17.1E10, 17.2E10, 17.3E10, 17.4E10
K805 42 032 0	Halter	28G1
K805 48 006 0	Verteiler Platte	24B5
K805 48 103 4	Greiferlicht, K	11K10
K805 48 114 0	Winkel	24K10, 28B12
K805 48 123 0	Stehbolzen	25G3
K805 48 131 4	Netzschalter, K	25C1
K805 48 133 4	Einzelteile a. Vert. X-Y	24
K805 48 135 4	AC-Verstellung -X, K	23D1
K805 48 136 4	AC-Verstellung -Y, K	23D1
K805 48 137 4	AC-Verstellung -Z, K	23D1
K805 48 138 4	Interface Verstellung, K	23K7
K805 48 139 4	3-Achs-Verstellung, K	23C1
K805 48 141 4	Interface K, Rechner	23H5
K805 48 152 4	Interface K, Ausg..	23B7
K805 48 191 0	Rückwand	26.1E6
K805 48 197 3	Gehäuse	26.1H3
K805 48 199 0	Winkel	26.1G5, 26.1F8

Teile-Nr.	Benennung	Bildtafel
K805 48 201 3	Winkel	26.1F5
K805 48 751 4	Diskettenlaufwerk	26.1H11
K893 23 044 7	Federscheibe	5B5
K894 57 252 7	Zyl. Blechschraube	28E1
K895 36 161 0	Zylinderstift	5G3
K975 41 734 0	Buchse	5.2D12
K990 31 008 9	Korundpapier	28L11
K990 42 002 5	Schlauch	14C2, 15C1, 16C1, 17C1
K990 87 004 7	Aufkleber	28K11
K993 03 135 7	Senkschraube	19H4
K993 03 158 7	Senkschraube	17.2L7, 17.2L4
K993 08 700 8	Halbrundschraube	26.1C5, 26.1L4
K993 19 038 7	Scheibe	8B5
K993 25 046 7	Flügelmutter	28D3
K993 34 058 7	6kt. Mutter	8B5
K993 34 059 7	6kt. Mutter	8A5
K993 91 088 7	Zylinderschraube	5K4, 5.6K10
K993 91 109 8	Zylinderschraube	7J7
K993 91 178 7	Zylinderschraube	5G3
K993 97 098 7	Flachkopfschraube	26.1G4, 26.1F8
K994 40 287 7	6kt. Schraube	8A5
K994 43 007 8	Spannscheibe	5L2, 5.6L7
K994 43 010 8	Spannscheibe	4G9, 5J2, 5L4, 5.6K8, 5.6L9
K994 46 101 8	Zylinderschraube	5.2B1, 5.2G12
K994 80 146 7	Scheibe	5E8, 5L2, 5.6L7, ~~5.7J2~~
K994 80 149 7	Scheibe	4G10, 5K2, 5L4, 5.6K8, 5.6 L9
K994 85 067 8	Lins. Fl. Schraube	28F2, 28G1, 28J2
K995 42 095 8	Senkschraube	5J3, 5.6J8
K996 05 130 0	Fettnippel	6J11
K996 07 007 8	Sicherungsscheibe	10C9
K996 76 050 0	Kegelrollenlager	2J8, 4F12
K998 85 680 0	Simmerring	5.3M6
K998 88 157 0	Paßscheibe	28K8
K999 19 024 7	Scharnier	28F5
K999 20 043 7	Kabeltülle	26.1E6
K999 20 098 5	Mikroschalter	28G5
K999 20 104 5	Widerstand	24K12
K999 20 111 4	Flachstecker	26.1D6, 26.1E4
K999 20 223 8	Taster	24F4
K999 20 224 0	Pilzdruckhaube	24F3
K999 20 237 7	Netzfilter	26.1E1
K999 20 237 7	Leitung	23K1
K999 20 239 0	Schalter	24H4, 28G12
K999 20 251 7	Lüfter, axial	5K4, 5.6K10
K999 20 253 4	Abdeckrahmen	25J2
K999 20 255 4	Ausgangserweiterung	23E7
K999 20 255 5	Leitung	23G5
K999 20 256 9	Anschlußklemme	25J7
K999 20 263 5	Lampe	11K10
K999 20 272 6	Lichtschranke	24B2
K999 21 023 4	Kugelhalter	2H8
K999 21 072 9	Puffer	26.1J8
K999 21 098 0	Spannsatz	5.6G8
K999 21 103 2	Zahnriemen	5.6G7
K999 22 051 2	Ventil	28B10
K999 22 071 0	Ventil	5.5G11
K999 22 082 9	Druckschalter	24M6
K999 22 085 2	Lippenring	5.3M7
K999 23 131 8	Dichtring	4G12
K999 24 001 8	WI-Stück	28A2
K999 24 030 4	Reduziernippel	28B1
K999 24 038 3	GD-E-Verschraubung	28E10, 28G9
K999 24 038 4	GD-E-Verschraubung	28A2, 28B8, 28F7

Teile-Nr.	Benennung	Bildtafel
K999 24 038 5	WI-E-Verschraubung	22E8
K999 24 038 6	T-E-Verschraubung	28F4
K999 24 039 2	WI-E-Verschraubung	22C6
K999 24 039 3	T-ES-Verschraubung	28A8
K999 24 040 5	Steckanschluß	13G10
P121 000091	G-E-Verschraubung	22E6
0002 0075049500	Schalter	25J10
0211 000616	Kugelpfanne	28J9
0578 020738	Injektor, V	28H2
0741 001309	Senkschraube	25L12
0744 002119	Gegenmutter	24M11
0744 009516	Ausblaspistole	22H8
0746 000768	L-Stecknippel	28D6
~~0793 000316~~	~~6kt. Mutter~~	~~5E8,5.7J2~~
0793 022217	Bolzen	25L12
0797 000332	Magnetventil	19K8
0797 000333	Magnetventil	19M8
0797 002214	T-Verbindung	5.5F10
0797 002302	WI-E-Verschraubung	22C7
0797 003063	PA-Spiralschlauch	22J7
0798 426049	Hauptschalter	25H7
0911 000267	Zahnscheibe	26.1E4
0911 000339	Fl. Rd. Schraube	5.5D2
241 00 0222 2	Senkschraube	28E6
300 10 210 00	Bohrer	20K4
301 00 080 09	Gew. Bohrer	20L4
301 00 112 31	Senker	20M4
301 09 310 00	Bohrer	20L4
301 10 534 70	Senker	20M4
301 10 934 70	Senker	20M4
301 13 110 00	Bohrer	20L4
301 20 010 00	Bohrer	20L4
600 00 134 40	Senker	20M4
9201 014207	6kt. Schraube	5L2, 5.6L7
9201 112567	6kt. Schraube	28B10
9201 112908	6kt. Schraube	17.2K6, 17.3J3, 17.4K8
9201 112977	6kt. Schraube	5.3M9
9201 112997	6kt. Schraube	28A10
9201 113337	6kt. Schraube	5L2, 5.6L7
~~9201 113338~~	~~6kt. Schraube~~	~~5.3L8~~
9201 113357	6kt. Schraube	5E8, 5.7J2
9201 113737	6kt. Schraube	5J9
9201 114177	6kt. Schraube	5M4, 5J2, 5.6J8, 5.6M9
9201 114187	6kt. Schraube	4G10
9201 114197	6kt. Schraube	5M2, 5.6M7
9201 114217	6kt. Schraube	5M4, 5.6M9
9201 114628	6kt. Schraube	28D9
9202 001678	Zylinderschraube	3E7
~~9202 002057~~	~~Zylinderschraube~~	~~5.5K5~~
~~9202 002067~~	~~Zylinderschraube~~	~~5.2H5~~
9202 002077	Zylinderschraube	26.1F5, 26.1G8
9202 002078	Zylinderschraube	3F8
9202 002167	Zylinderschraube	28E4
9202 002507	Zylinderschraube	5.3L7
9202 002547	Zylinderschraube	28D10
9202 002587	Zylinderschraube	28H3
9202 002917	Zylinderschraube	28F8
9202 002927	Zylinderschraube	3D7
9202 002947	Zylinderschraube	28C9
9202 002957	Zylinderschraube	7F5
9202 003307	Zylinderschraube	5J4, 5F4
9202 042897	Zylinderschraube	28H12
9203 003027	Zylinderschraube	10C7
9203 003627	Zylinderschraube	26.1D3
9203 003657	Zylinderschraube	24L12
9203 003677	Zylinderschraube	26.1E4

Teile-Nr.	Benennung	Bildtafel
9203 313047	Senkschraube	10A9
9203 313048	Senkschraube	26.1C1
9203 313657	Senkschraube	26.1C2
9205 101568	Gewindestift	5.5E3, 5.5D2
~~9205 102488~~	~~Gewindestift~~	~~5.2J5~~
9205 102508	Gewindestift	5.3J10
9231 000388	6kt. Mutter	28E6
9231 110037	6kt. Mutter	26.1J4, 26.1K6
9231 110057	6kt. Mutter	5K5, 26.1G6
9231 110058	6kt. Mutter	26.1H8
9231 110108	6kt. Mutter	17.2J5, 17.3H4, 17.4K8
9231 110147	6kt. Mutter	5G1, 5H1, 5J1, 5.6J8, 5.6K6
9301 102940	Zylinderstift	6G8, 7B6
9330 000067	Scheibe	5E2, 26.1J4
9330 000087	Scheibe	5K4, 5.6K10, 26.1D3, 26.1G5, 26.1G8, 26.1H8
~~9330 000107~~	~~Scheibe~~	~~5.3L8~~
9330 000127	Scheibe	5F3, 5F4, 5J9, 5H3
9330 000147	Scheibe	5D1
9330 171501	Scheibe	26.1G6
9330 900077	Scheibe	10B7
9330 900097	Scheibe	28E4
9700 212005	Festo Zylinder ADVL	28G3
9700 212006	Festo Zylinder ADVL	28H9
9700 220001	OREGA-Zyl. Typ 230/20	28A8
9710 920011	Ventil, manuell	28F8
9710 920012	Ventil, manuell	28F8
9710 920120	Ventil, manuell	28F4
~~9780 805001~~	~~Wartungseinheit, K~~	~~22F12~~
9790 101010	L-Schwenkverschraub.	28F7
9790 201000	WI-E-Verschraubung	5.3L7
9792 071010	Blindstopfen	22E8
9792 102010	WI-E-Verschraubung	22F12
9792 301020	Dichtring	22G12
9810 135001	Kondensator	24K12
9810 701001	Drossel	26.1E2
9810 880001	Trafo, Drehstrom	26A10
9815 110001	Taste, Druck	26H3
9815 110002	Taste, Druck	26H5
9815 110003	Kupplung	26E6
9815 110004	Kontaktelement	26E2
9815 120001	Taste, Leuchtdruck	26H4
9815 555000	Feste Näherungsschal.	28B4, 28F12
9815 590008	Schalter, Schutz	25G4
9815 710100	Induktivgeber	5.2E1
9822 202002	Leuchtvorsatz	26G6
9822 202003	Lampenfassung	26E6
9822 510001	Nähleuchte (mit Lampe)	25K12
9822 510012	Streuscheibe	25M11
9822 634003	Lampe	26H6
9822 642024	Ersatzlampe	25L11
9825 110514	Steckdose, einbau	28D9
9825 171501	Buchsenleiste	26.1H7
9825 190001	Steckdose, Schuko	25J2
9825 190101	Steckdose, Netz	19J4, 26.1C2
9825 190102	Stecker, Netz	26.1D1
9825 511000	Klemme, Sicherung	26E12
9825 550001	Steckleiste	24L12
9825 570001	Endklammer	25K5
9825 810411	Sicherung T1A	26D8
9825 810417	Sicherung T6,3A	26D12
9825 810419	Sicherung T10A	26D12
9830 501002	Buchse, Distanz	26.1K4

Teile-Nr.	Benennung	Bildtafel
9835 001000	Netzteil CPMUE 13 (bis 1994)	23G5
9835 001001	Netzteil CPM 1201 (ab 1995)	23G5
9835 601001	Tastaturfolie	26.1L4
~~9835 611002~~	~~Monitor~~	~~26.1C7~~
9840 104001	Flachstecker, Hülse	24L12
9840 120030	Bef. Schelle	26.1K6
9840 120100	Rohrschelle	8A5
9840 120102	Klemmschelle	26.1E2
9840 121002	Kabelbinder	5.5G11
~~9840 502002~~	~~Leitung, Video~~	~~26.1F9~~
9840 620001	Leitung	23J1
9840 640001	Leitung	23C7
9840 640002	Leitung	23K1
9840 710004	Schlauch, Schutz	24 M10, 28B12
9840 710013	Verschraubung	24L10
9840 710013	Verschraubung	28B12
9850 805002	CPU-Pronumerik m. EPROM	23A7
9850 805003	Leiterplatte, K	26.1K4
9850 805005	Tastatur, K	26.1B6
9870 805004 L08	Leitung, K	25H11
9870 805004 L35	Leitung, K	24E7
9870 805004 L36	Leitung, K	24B6
9870 805004 L37	Leitung, K	24E2
9870 805004 L38	Leitung, K	24F5
9870 805004 L39	Leitung, K	24F6
9870 805010 L24	Leitung, K	24M4
9870 805010 L25	Leitung, K	24L4
9870 805010 L26	Leitung, K	24L4
9870 805010 L45	Leitung, K	24H4
9870 805010 L46	Leitung, K	24G7
9870 805010 L49	Leitung, K	24G4
9870 805010 L50	Leitung, K	24H4
9870 805016 L01	Leitung, K	25K7
9870 805017 L03	Leitung, K	23K7
9870 805017 L06	Leitung, K	23L7
9870 805017 L07	Leitung, K	23H5
9870 805017 L33	Leitung, K	23L7

Teilnummer		Benennung	Tafel
Teilenummern neu hinzu 04.1999			
Z112 000292		Gelenklager	5.3D11
0002 008323 5600		Webbaumbelag	13G4
0244 014621		Stopfen	8H9; 8L11; 8L12; 9G3; 9J8
0271 005765		Verschl. Schr.	21E5
0367 110334	M	Fadenführung K	5.2F7
0367 120093		Klemmkolben K	5.2K3
0367 250044		Spulenausheber	10C10
0367 310330		Buchse	5.2L4
0396 105434	M	Mitnehmer K	3E7
0396 222654		Drückerfuß V	3J3
0396 222660		Druckplatte	3K3
0396 222670		Fusshalter	3K3
0396 310260		Druckfeder	3E11
0467 100144	M	Armdeckel K	5.2M8
0467 100524	M	Armdeckel K	5.2H8
0467 100670		Blech	5.5J7
0467 100690		Klotz	5.2G7
0467 110093	M	Magnetträger K	5.5J10
0467 110154	M	Winkel K	5.2F11
0467 150644	M	Zahnriemenrad K	5.3H11
0467 150780		Stopfen	5.3K10; 5.3H10
0467 150824		Spulengehäuse K	5.5J2
0467 150854		Greifer K	5.5C4
0467 170010		Kronrad	5.2J5
0467 220070		Drückerfuß	27B8
0467 310324	M	Zylinder, K	5.3M7
0467 380070		Ölvlies	5.3C11
0556 005040		Gew. Stift	4G6
0578 020738		Injektor V	10H6, 10H8
0699 979100		Schlauch	3B9; 3C10, 5.7C9
0699 979123		Schlauch	10H8
0700 000043		Schubkasten	10F4
0700 000044		Führungsleiste	10F4
0700 000045		Platte	10F4
0713 000302		Spanpl. Schr.	10F4
0744 001796		Schlauchtülle	22H11
0744 001816		Schnellverschr.	21E6
0797 000926		Manometer	22F9
0797 002016		Schlauchtülle	3K1
0797 002302		Verschraubung	21F6
0798 221002		Durchführung	21J6
0804 400270		Einstichlehre	27E7
0804 400280		Einstellehre.	27D9
0804 413190		Klemmstück	5.7A4
0805 40280		Kloben	10G6
0805 402090		Verteiler	5E9; 5.7J4
0805 402290		Stössel	10G5
0805 402310		Platte	10G7
0805 402440		Leiste	7G8
0805 402913		Stichplatte K	10A7
0805 403770		Dämpfring	7F4
0805 403820		Halter	10G7
0805 410400		Bolzen	15H6; 15K9; 15G1
0805 410410		Bolzen	15H7
0805 410420		Bolzen	15H6
0805 410570		Gleitplatte	17.3G3
0805 410690		Kegelst. Feder	17.1D7, 17.2D7, 17.3D7, 17.4D7, 17.1D8; 17.3D7, 17.4E6
0805 410852		Schiebeblech	17K11
0805 411230		Gelenk	17.4E1
0805 411853		Klemmfeder V	12.2G6
0805 412220		Winkelschieber, re	17.4H4, 17.1G5; 17.2H4, 17.3G5
0805 412230		Winkelschieber, li	17.2E1, 17.3E3, 17.1F4
0805 412560		Kegelfeder	14D7, 15D7, 16D7, 17D7, 17.1D7 17.2D7, 17.3D7, 17.3D7, 17.4D7, 14E6; 15D5; 16E6; 17E6; 17.1D8; 17.2D6;17.3D7, 17.4E6
0805 420373		Abdeckung V	13C11
0805 420404	M	Stapler K	13A11
0805 420480		Ansatzscheibe	12.1F6
0805 480294	M	Vert. Stapler K	13J10
0805 482100		Ventilträger	21E5
0805 482110		Ventilträger	5.7F4,;5C10
0805 482120		Haube	5G10; 5.7K4
0805 482134	M	Ventileinheit K	5.7D6, K5F9
0806 401920		Platte	10G9
0806 402610		6 kt. Schr.	5.2F5
0806 420093		Ablage V	13G4
0893 330700		Gew. Stift	8H9; 8L11; 8K12; 9G3; 9J8
0911 000339		Fl. Rd. Schr.	5.5K6
0911 000339		Fl. Rd. Schr.	5G10; 5.7J4
0981 150002		Einst. Kloben V	27D8
0981 150003		Lehre	27D8
0992 002817		Zyl. Schr.	3K4
0998 880120		Stützscheibe	5.L3
0999 201449		Kabeldurchfüh.	5.7G2; 5D8
0999 210936		Gleitlager	3C8
0999 210936		Gleitlager	3C8
0999 220854		Zylinder, Einf.	10G5
0999 240302		Doppelnippel	5E11; 5.7H4
0999 240303		Doppelnippel	5F5, 22E7
0999 240384		Gd E Verschr.	5E9, 10H6, 10H8
0999 240392		Wi E Verschr.	5E11; 5F11; 5.7H4, 5.7H5, 21F7
0999 240393		T ES Verschr.	5.7J5
9041 100015		Öldocht, rund	5.3D11
9041 100030		Öldocht, rund	3J4
9041 101052		Öldocht	2K12, 3C10
9047 000011		Nähm. Öl	27M1
9049 041009		Kleber, Kraft	27L3
9120 030082		Rillenkugellager	5.2H1; 5.2H2
9120 030200		Rillenkugellager	5.3K11
9120 400100		Schrägkugellager	5.3H5
9201 112457		6 kt. Schraube	3J3
9201 113357		6 kt. Schr.	4K4
9201 113717		6 kt. Schr.	5.3D11
9202 001708		Zyl. Schr.	5.2C4
9202 002057		Zyl. Schr.	5.5K7, 13D11
9202 002087		Zyl. Schr.	4J6
9202 002108		Zyl. Schr.	21F4
9202 002117		Zyl. Schr.	5.7E3; 5B9
9202 002158		Zylinder Schr.	21G8
9202 002477		Zyl. Schr.	10F8; 10G9, 13J8; 13G8
9202 002478		Zyl. Schr.	21E6
9202 002897		Zyl. Schr.	5.2G7
9202 002898		Zyl. Schr.	5.3D10
9202 002907		Zyl. Schr.	13F2
9202 002908		Zyl. Schr.	5.5E6
9202 002928		Zyl.Schr	5.5F1, 7F7; 7G5
9202 003178		Zyl. Schr.	5.3L9
9202 003187		Zyl. Schr.	5.5F2
9202 003307		Zyl. Schr.	13D8, 13D11
9202 003317		Zyl. Schr.	13D3
9203 003037		Zyl. Schr.	14L8; 14C3; 15L9; 15C2, 16L9; 16C2; 17C2; 17L8, 17.2D2; 17.1C3; 17D3; 17.3C3; 17.3D8; 17.4C2; 17.4D8
9203 003057		Zyl. Schr.	5.7D9
9203 003117		Zyl.Schr.	10G5, 5.7G4; 5D10, 5E8; 5.7H2
9203 003167		Zyl.Schr.	21E5, 21F7
9203 003757		Zyl. Schr.	5.5G9
9203 009367		Zyl. Schr.	10J6
9203 113671		Flachkopfschr.	4F4
9203 113721		Flachkopfschr.	3G5; 3H5
9203 123682		Flachkopfschr.	4D5
9203 313047		Senkschr.	5.7E2; 5B8
9203 313077		Senkschr.	3K1
9203 313967		Senkschr.	10G6
9204 201648		Linsenschraube	21H8, 21J8
9205 023940		Gew. Stift	5.5G5
9205 102158		Gew. Stift	5.5G5
9205 102168		Gew. Stift	5.2G1; 5.2G2, 5.2J12
9205 102488		Gew. Stift	5.2H5
9205 102798		Gew. Stift	5.3H11
9231 000347		6 kt. Mutter	5.5J7
9231 000367		6 kt. Mutter	5C9, 5.7C8
9231 000378		6 kt. Mutter	5.2H8
9231 000407		6 kt. Mutter	13K8
9231 110057		6 kt. Mutter	13C2
9231 110137		6 kt. Mutter	5.2E5, 13H2; 13H5
9234 000077		6 kt. Mutter	5.3M9
9301 101011		Zyl. Stift	27B6; 27D7
9301 101891		Zyl. Stift	14A4; 15A4, 17A4; 16A4; 17.1A5, 17.2A4; 17.3A4; 17.4A4
9301 102203		RGKPF. Zyl. Stift	9L6
9330 000087		Scheibe	3H3, 5.2K3; 5.2K4, 5.7C8
9330 000088		Scheibe	7H11, 21F7
9330 000097		Scheibe	10J6
9330 000098		Scheibe	21E6
9330 000127		Scheibe	13H2; 13H5, 13D11, 13K8
9330 900097		Scheibe	5.5K6
9334 102270		Stützscheibe	22F9
9353 000078		Sich. Ring	5.3K10; 5.3H11
9357 000090		Sich. Scheibe	2G2
9700 200840		Zylinder, Doppel	13E5
9700 900503		Pendelbrücke	9F4
9710 041001		Ventil, Pneum.	21E4
9710 061201		Ventil, Magnet	5.7H2
9710 061202		Ventil, Magnet	5E8; 5E9, 5.7H2, 21F4
9710 061212		Ventil, Magnet	21H5
9710 061221		Ventil, Magnet	5E8
9710 400020		Ventil, Druckregeler	21D6
9710 900012		Anschlussblock	5.7G4; 5D10, 21H7
9710 900013		Anschlussblock	5D8; 5.7H2, 21E5
9710 900021		Anschlussplatte	21F4
9710 900023		Adapter	21E4
9710 920011		Ventil, Drossel	16L6; 14L3; 14L8; 17.1L8; 17.1M5
9710 920012		Ventil, Drossel	5E8, 13E5; 13D6
9710 920120		Ventil, Drossel	21F7
9710 982005		Schalldämpfer	5.7G4; 5D10, 21G7
9731 005004		Schlauch	14E3; 15E2, 16E3; 17E3
9731 006004		Schlauch	5.7B8, 21E6
9780 805001	M	Wart. Einheit K	22F11
9781 000005		Bef. Teile	21E5
9790 010010		Verbindung. Wi N	4D8
9790 060102		Verbindung	21J5
9790 200000		Verschr. Gd E	10J6, 15C4; 15C5; 16C5; 16C6; 14C5; 14C6; 17C4; 17C6; 17.1B6 17.1C7; 17.2B5; 17.2B6; 17.4C5; 17.3B5; 17.3C6; 17.3C5
9790 200001		Verschr. Gd E	5E11, 21D5
9790 201000		Verschr. Wi E	14B4; 14C6; 14H7; 14L5; 14G1; 15M6; 15L7; 15L1; 15C3, 15C5; 16C4; 16C6; 16H7; 16L8; 16G2; 17N4; 17C6; 17H7; 17K7; 17L4; 17G1; 17.1G2; 17.1M5; 17.1H8; 17.1C7; 17.1B5;17.2B4; 17.2L7; 17.G1; 17.3L8; 17.3M5; 17.3J7, 17.3G1; 17.3B4; 17.4B4; 17.4C6: 17.4H7; 17.4L3; 17.4G1; 21E4
9790 201001		Verschr. Wi E	5.7J5, 21F4
9790 202000		Verschr. T E	15L1; 15K8; 16H1; 16L8; 16H7; 17.2G1; 17.2F9; 17.3H8; 17.3L8; 17.3G1; 17.4H1; 17.4H7; 17.4L3; 17.4M7; 14H7; 14L8; 14H1; 17H2 17H7; 17L8; 17M7; 17L4; 17K8; 17.1L9; 17.1H1
9790 210050		Kuppl. Dose	10F6
9790 211040		Kuppl. Stecker	14E3; 15E3, 16E3; 17E3
9792 001030		Reduziernippel	13E5; 13D6
9792 071010		Blindstopfen	5E9; 5.7H4, 22E8
9792 102000		Wi Stück	5.7H5, 5E11
9815 710100		Induktivgeber	5.7C1
9825 153000		Stecker, Einbau	5.7F1
9825 550001		Steckleiste	21G8
9825 810411		Sicherung	27K2
9825 810417		Sicherung	27K2
9825 810419		Sicherung	27K2
9830 501025		Distanzhülse	5.7E3; 5B9
9830 501027		Distanzhülse	21G8
9830 503005		Distanzbolzen	21J8
9835 611001		Monitor SW/WS	26.1C7
9840 934000		Kabelkanal	21H8
9850 001015		Leiterplatte K	5.7G4; 5D10, 21G8
9850 001018		Leiterplatte K	5.7E3; 5B9
9850 805006		Leiterplatte K	21J8
9870 805007		Leitungssatz K	5.7E1
9870 805032	M	Ventileinheit K	21D8
9870 806015		Leitung K	14E3; 15E3, 16E3; 17E3
9880 805001		Fuß Schalter K	10L2

9770 805001

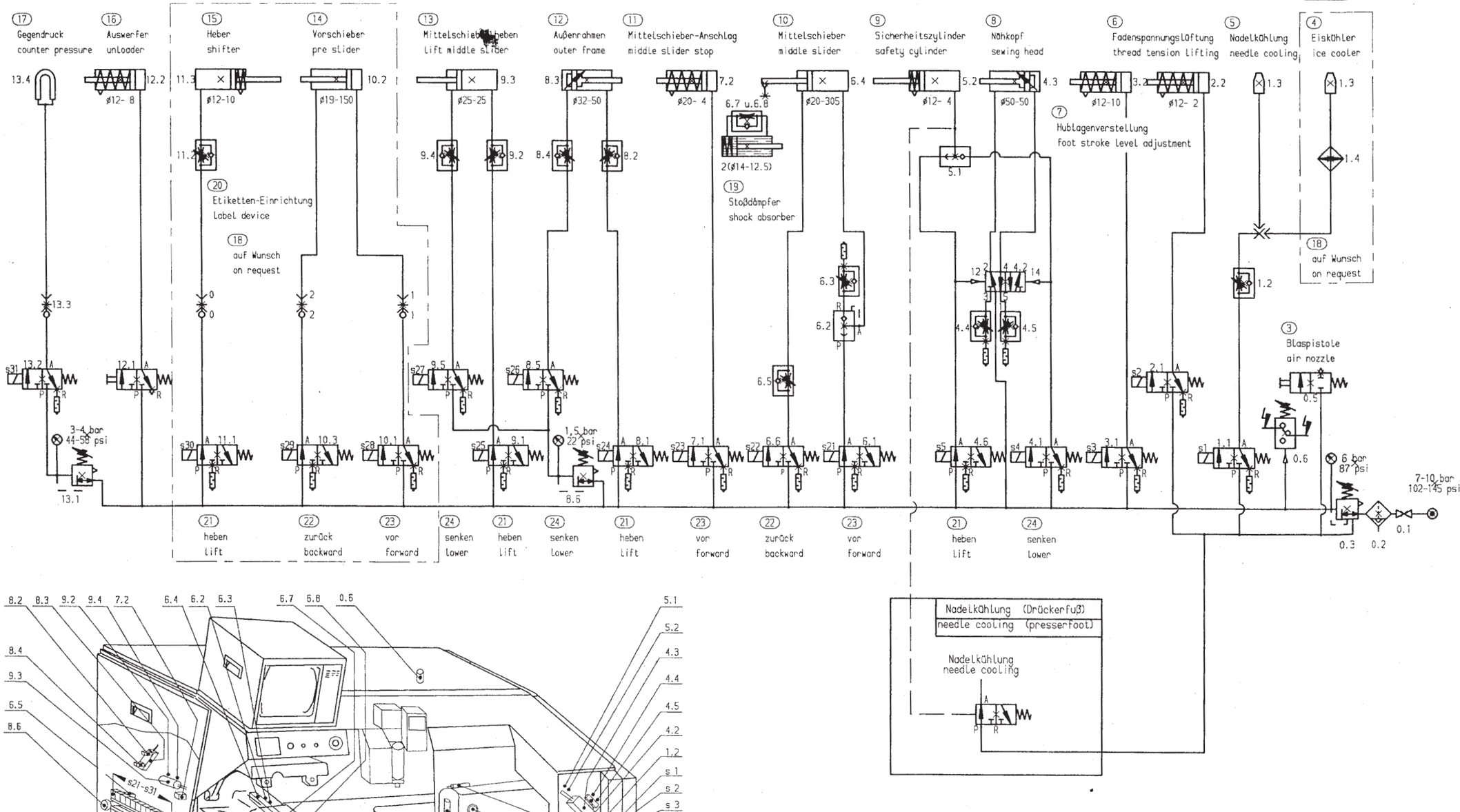

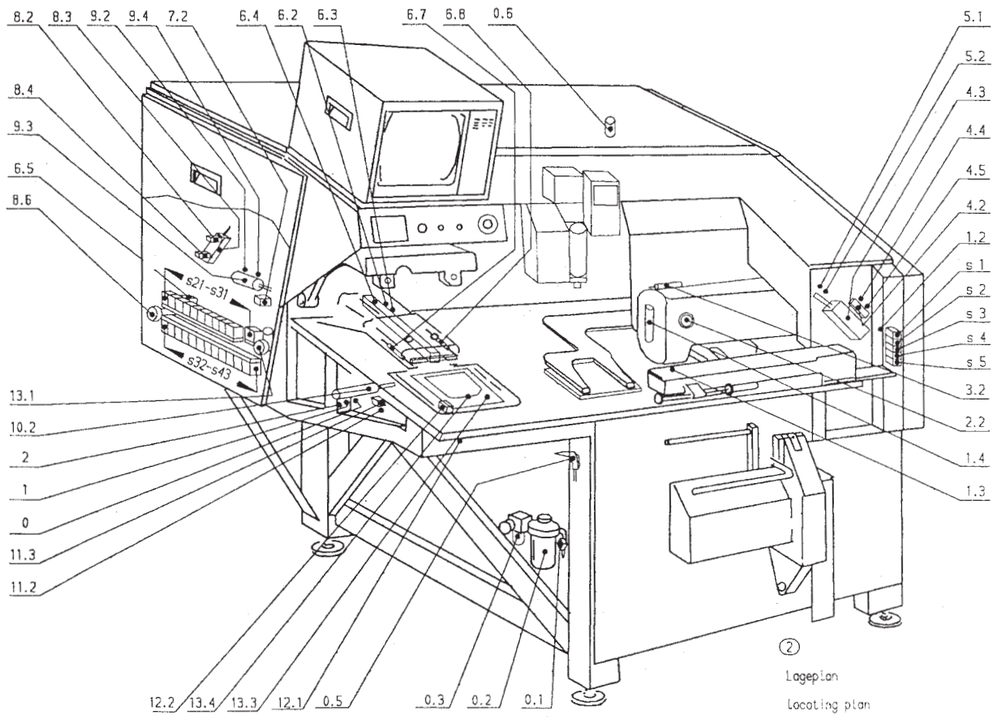

② Lageplan
Locating plan

				Tag	16.06.92	gez.	Lange	gepr.	ges.
				Pneumatik Schaltplan					
				pneumatic circuit plan					
01.0	16.06.94	Brockm.		für 805-121 ①					
Änd.	Tag	gez.	gepr.	for 805-121					

DÜRKOPP ADLER AG

9770 805001

Blatt 1 | Blattz. 3

9770 805001

(35) Ablage / depot
(34) Innenbügel / inner arm
(33) Außenbügel / outer arm
(32) Vakuum 3 / vacuum 3
(32) Vakuum 2 / vacuum 2
(32) Vakuum 1 / vacuum 1
(31) Mittelschieber ansaugen / middle slider suction
(9) Sicherheitszylinder / safety cylinder
(29) Außenrahmen / outer frame
(28) Schnellwechseleinrichtung / quick charge device
(27) Innenrahmen heben / lift inner frame
(26) Ecken-bzw.Vorderschieber / corner or front slider
(25) Seitenschieber / side slider

26.3 ø32-50 26.2 26.4
25.3 ø20-50 25.2 25.4
24.3 ø20-50 24.2 24.4
23.2 22.2 21.2 20.2 20.3
19.2 ø12- 4 19.1
18.2 ø25-313 18.4 u.18.5 2(ø14-12.5)
(19) Stoßdämpfer / shock absorber
(30) Bläser-Lichtschranke / blower light barrier
17.5 17.4 17.3 17.2 ø12-10
16.2 ø12- 4
15.3 15.2 ø16-10
14.4 14.3 14.2 ø16-10
(36) Vorderschieber Form 4000 / front slider shape 4000
0.7
(37) Kupplungsleiste / coupling bar

(50) zu Ventil 29.2 / to valve 29.2

s55 26.1 s51 24.1 s56 26.5 s54 25.5 s53 25.1 s52 24.5 s43 23.1 s42 22.1 s41 21.1 s40 20.1 s39 18.3 s38 18.1 s37 17.1 s36 16.1 s35 15.4 s34 15.1 s33 14.5 s32 14.1

6 bar 87 psi
7-10 bar 102-145 psi
0,1-0,4

(22) zurück / backward
(23) vor / forward
(38) zu / close
(39) auf / open
(38) zu / close
(39) auf / open
(22) zurück / backward
(23) vor / forward
(22) zurück / backward
(23) vor / forward
(22) zurück / backward
(23) vor / forward

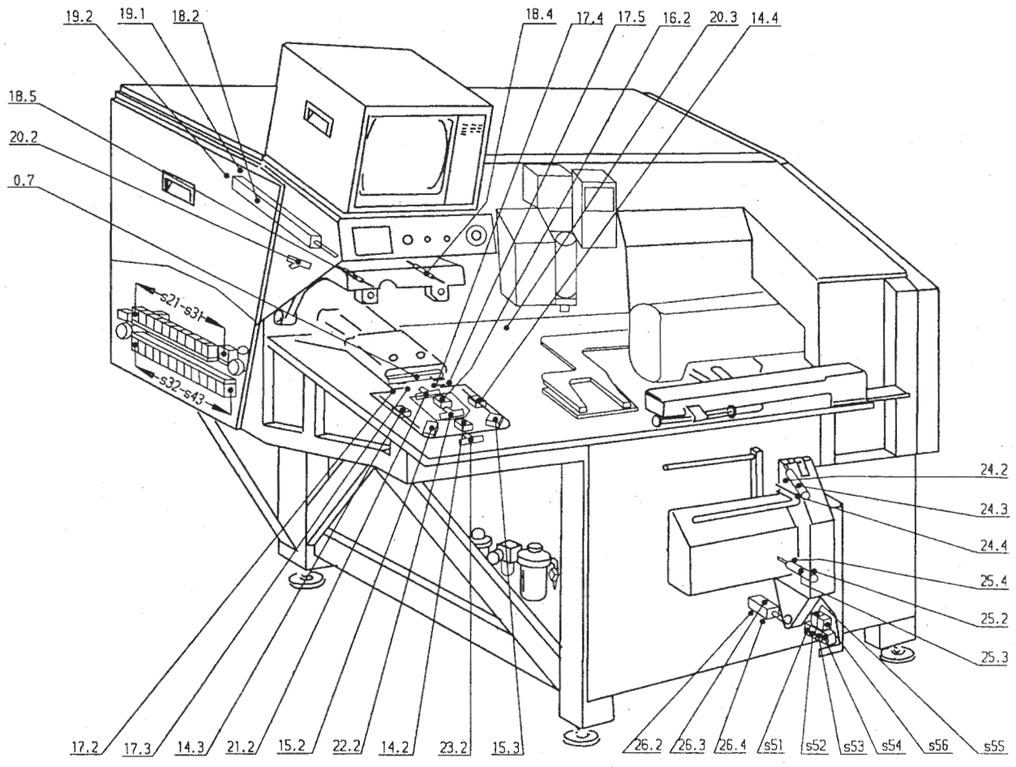

(2) Lageplan / locating plan

Änd.	Tag	gez.	gepr.
01.0	16.06.94	Brockm.	

Tag 16.06.92 gez. Lange gepr. ges.

Pneumatik Schaltplan
pneumatic circuit plan
für 805-121 (1)
for 805-121

DÜRKOPP ADLER AG

9770 805001

Blatt 2 Blattz. 3

9770 805001

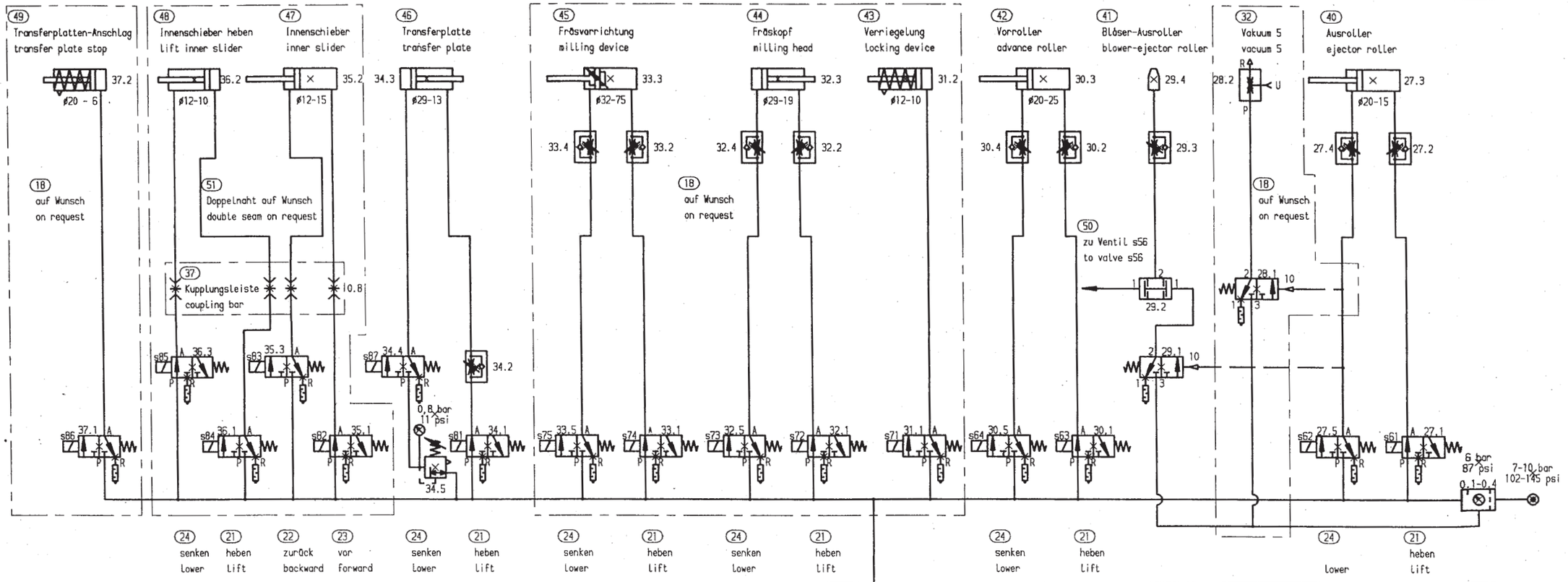

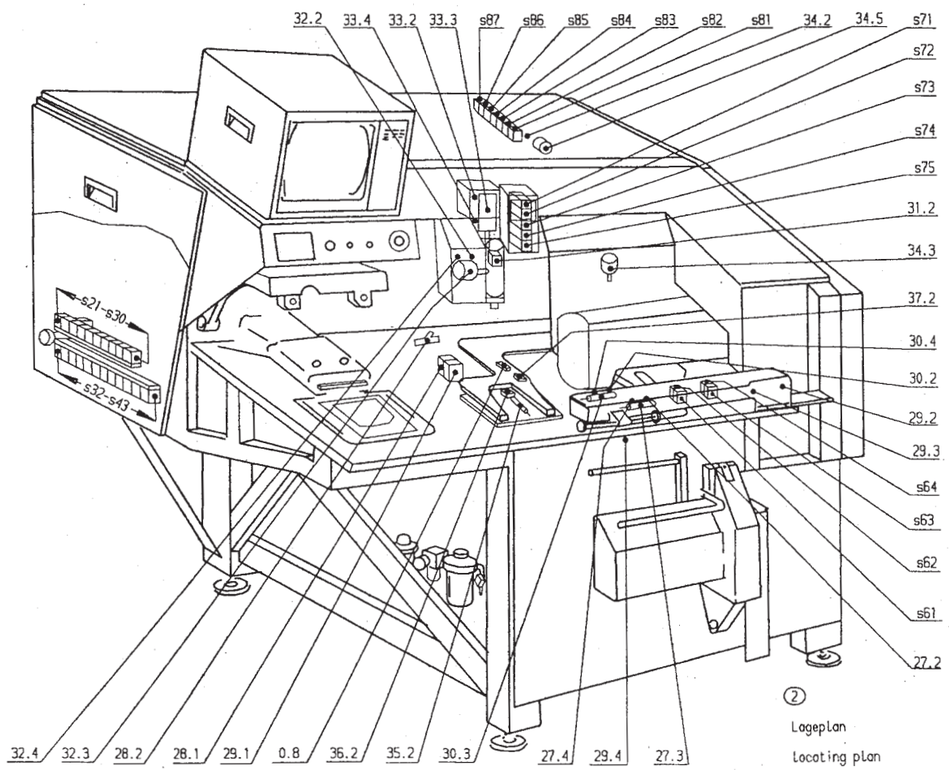

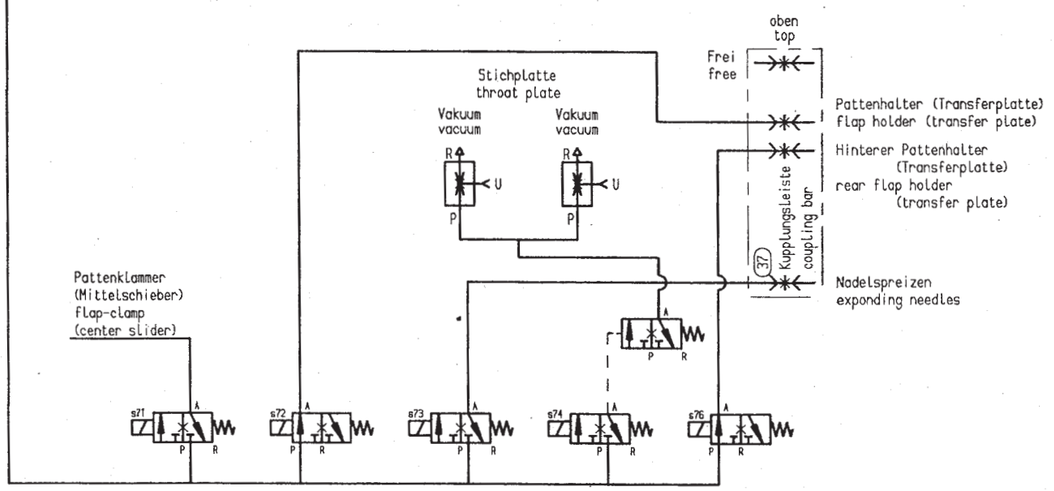

PATTE AUFNÄHEN
FLAP ATTACH

Änd.	Tag	gez.	gepr.
01.0	16.06.94	Brockm.	

Tag 16.06.92 | gez. Lange | gepr. | ges.

Pneumatik Schaltplan
pneumatic circuit plan
für 805-121 ①
for 805-121

DÜRKOPP ADLER AG

9770 805001

Blatt 3 | Blattz. 3

MIKROVERFILMT

9770 805002

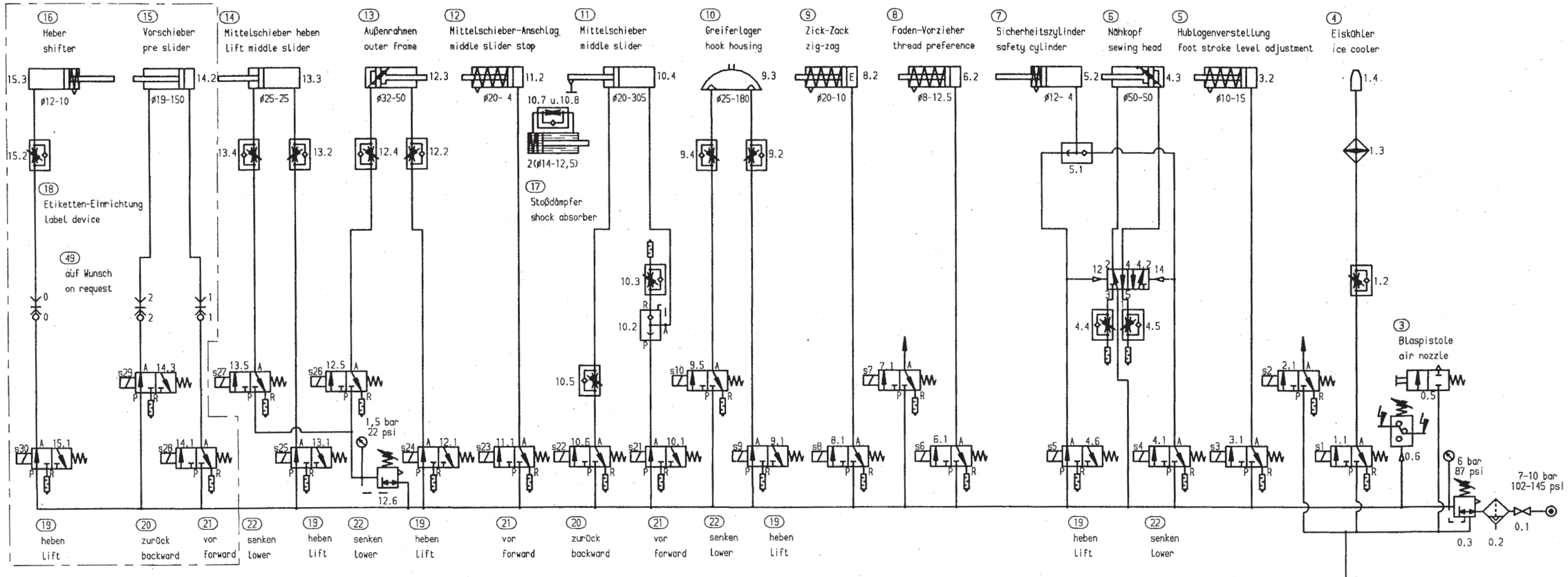

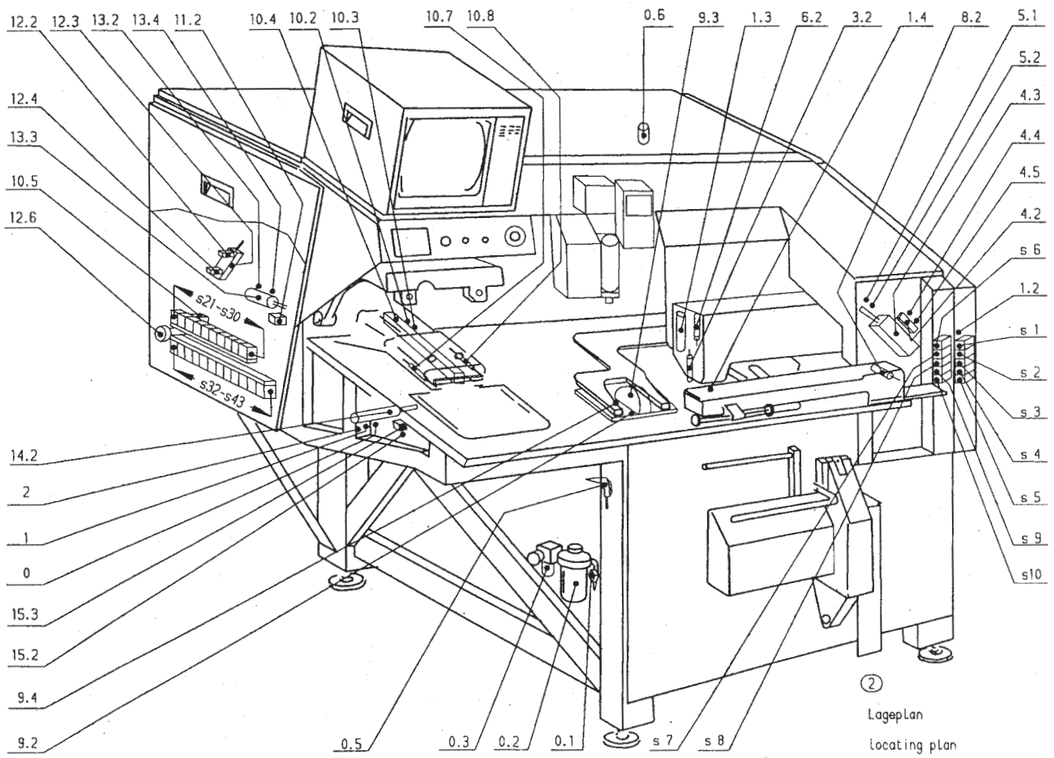

2 Lageplan locating plan

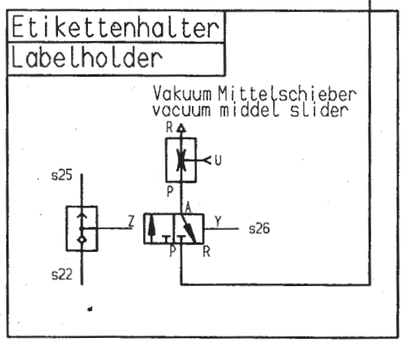

Änd.	Tag	gez.	gepr.
02.0	19.01.95	Schild.	
01.0	16.06.94	Brockm.	

Tag 25.06.92 gez. Lange gepr. ges.

Pneumatik Schaltplan
pneumatic circuit plan

für 805-111
for 805-111

1

DÜRKOPP ADLER AG

9770 805002

Blatt 1 Blattz. 3

MIKROVERFILMT

9770 805002

(33) Ablage depot — 29.3 ø32-50 — 29.4 — 29.2
(32) Innenbügel inner arm — 28.3 ø20-50 — 28.4 — 28.2
(31) Außenbügel outer arm — 27.3 ø20-50 — 27.4 — 27.2
(30) Vakuum 4 vacuum 4 — 26.3 — R U P
(30) Vakuum 3 vacuum 3 — 25.2 — R U P — 26.2
(30) Vakuum 2 vacuum 2 — 24.2 — R U P — 26.1
(30) Vakuum 1 vacuum 1 — 23.2 — R U P
(29) Mittelschieber ansaugen middle slider suction — 22.2 — R U P
(7) Sicherheitszylinder safety cylinder — 22.3 — 21.2 ø12- 4 — 21.1
(27) Außenrahmen outer frame — 20.2 ø25-313
20.4 u. 20.5 — 2(ø14-12.5)
(17) Stoßdämpfer shock absorber
(28) Bläser-Lichtschranke blower light barrier
(26) Schnellwechseleinrichtung quick charge device — 19.5 ø12-10 — 19.4 ø12-10 — 19.3 ø12-10 — 19.2 ø12-10
(25) Innenrahmen heben lift inner frame — 18.2 ø12- 4
(24) Ecken-bzw.Vorderschieber corner or front slider — 17.3 ø16-10 — 17.2 ø16-10
(23) Seitenschieber side slider — 16.4 ø16-10 — 16.3 ø16-10
(34) Vorderschieber Form 4000 front slider shape 4000 — 16.2 ø16-10
(35) Kupplungsleiste coupling bar — 0.7
(36) zu Ventil 32.2 to valve 32.2

s56 A 29.5 P R — s55 A 29.1 P R — s54 A 28.5 P R — s53 A 28.1 P R — s52 A 27.5 P R — s51 A 27.1 P R — s43 A 25.1 P R — s42 A 24.1 P R — s41 A 23.1 P R — s40 A 22.1 P R — s39 A 20.3 P R — s38 A 20.1 P R — s37 A 19.1 P R — s36 A 18.1 P R — s35 A 17.4 P R — s34 A 17.1 P R — s33 A 16.5 P R — s32 A 16.1 P R

6 bar 87 psi — 0.1-0.4 — 7-10 bar 102-145 psi

(20) zurück backward — (21) vor forward — (37) zu close — (38) auf open — (37) zu close — (38) auf open — (20) zurück backward — (21) vor forward — (20) zurück backward — (21) vor forward — (20) zurück backward — (21) vor forward

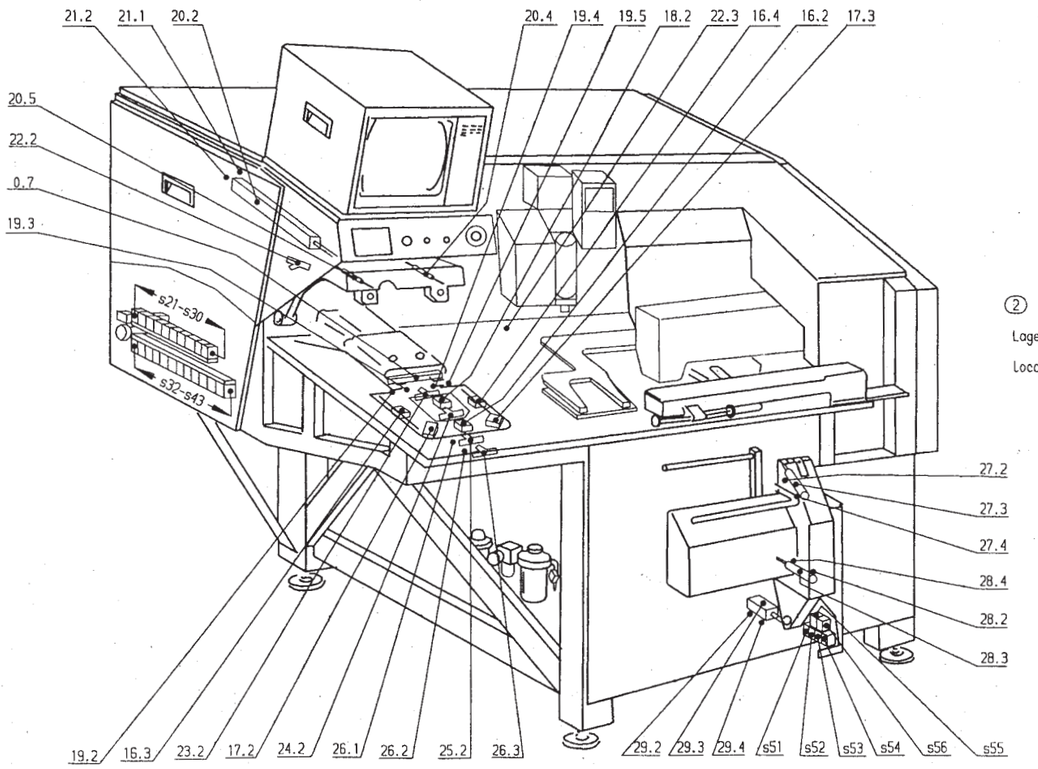

(2) Lageplan
Locating plan

02.0	19.01.95	Schild.	
01.0	16.06.94	Brockm.	
Änd.	Tag	gez.	gepr.

Tag 25.06.92 | gez. Lange | gepr. | ges.

Pneumatik Schaltplan
pneumatic circuit plan
für 805-111
for 805-111 (1)

DÜRKOPP ADLER AG

9770 805002

Blatt 2 | Blattz. 3

(48) Transferplatten-Anschlag / transfer plate stop
(47) Innenschieber heben / Lift inner slider
(46) Innenschieber / inner slider
(45) Transferplatte / transfer plate
(44) Fräsvorrichtung / milling device
(43) Fräskopf / milling head
(42) Verriegelung / Locking device
(41) Vorroller / advance roller
(40) Blöser-Ausroller / blower-ejector roller
(30) Vakuum 5 / vacuum 5
(39) Ausroller / ejector roller
(49) auf Wunsch / on request
(35) Kupplungsleiste / coupling bar
(36) zu Ventil s56 / to valve s56

(22)	(19)	(20)	(21)	(22)	(19)	(22)	(19)	(22)	(19)	(22)	(19)	(22)	(19)
senken / Lower	heben / Lift	zurück / backward	vor / forward	senken / Lower	heben / Lift	senken / Lower	heben / Lift	senken / Lower	heben / Lift	senken / Lower	heben / Lift	senken / Lower	heben / Lift

6 bar 87 psi 0,1-0,4 — 7-10 bar 102-145 psi

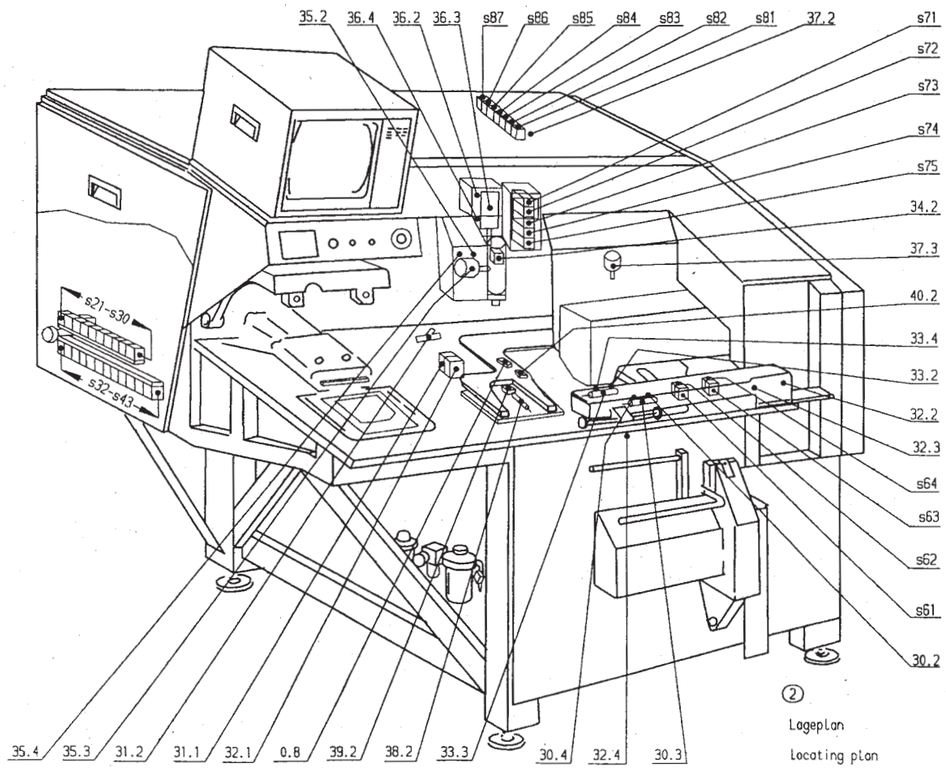

② Lageplan / Locating plan

INSEL-AUSFÜHRUNG
SEW-CELL

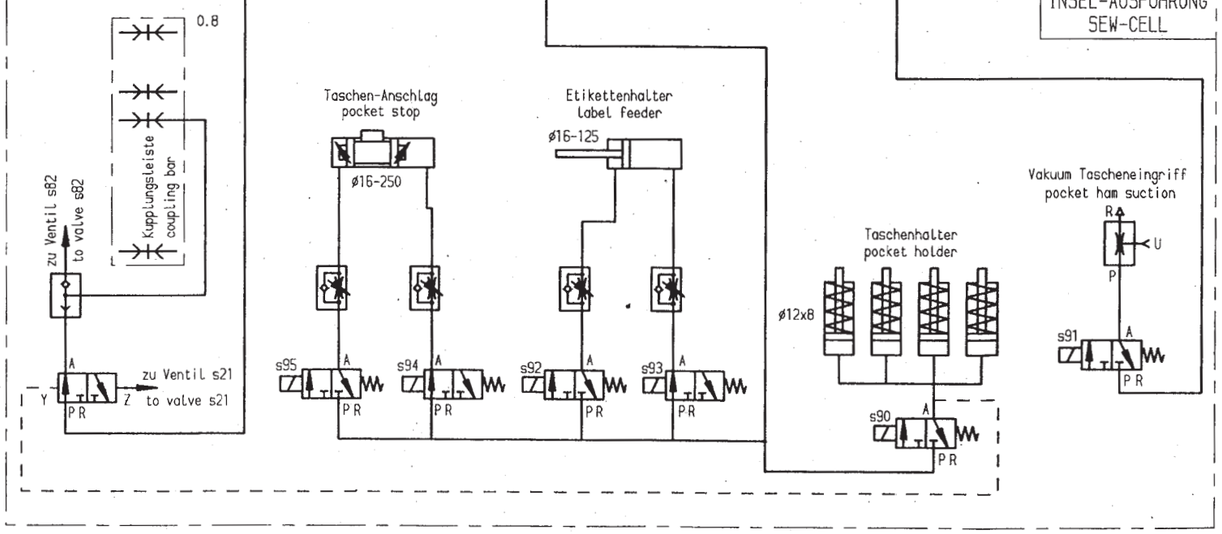

02.0	19.01.95	Schild.	
01.0	16.06.94	Brockm.	
Änd.	Tag	gez.	gepr.

Tag 25.06.92 | gez. Lange | gepr. | ges.

Pneumatik Schaltplan
pneumatic circuit plan
für 805-111 / for 805-111 ①

DÜRKOPP ADLER AG
9770 805002
Blatt 3 | Blattz. 3

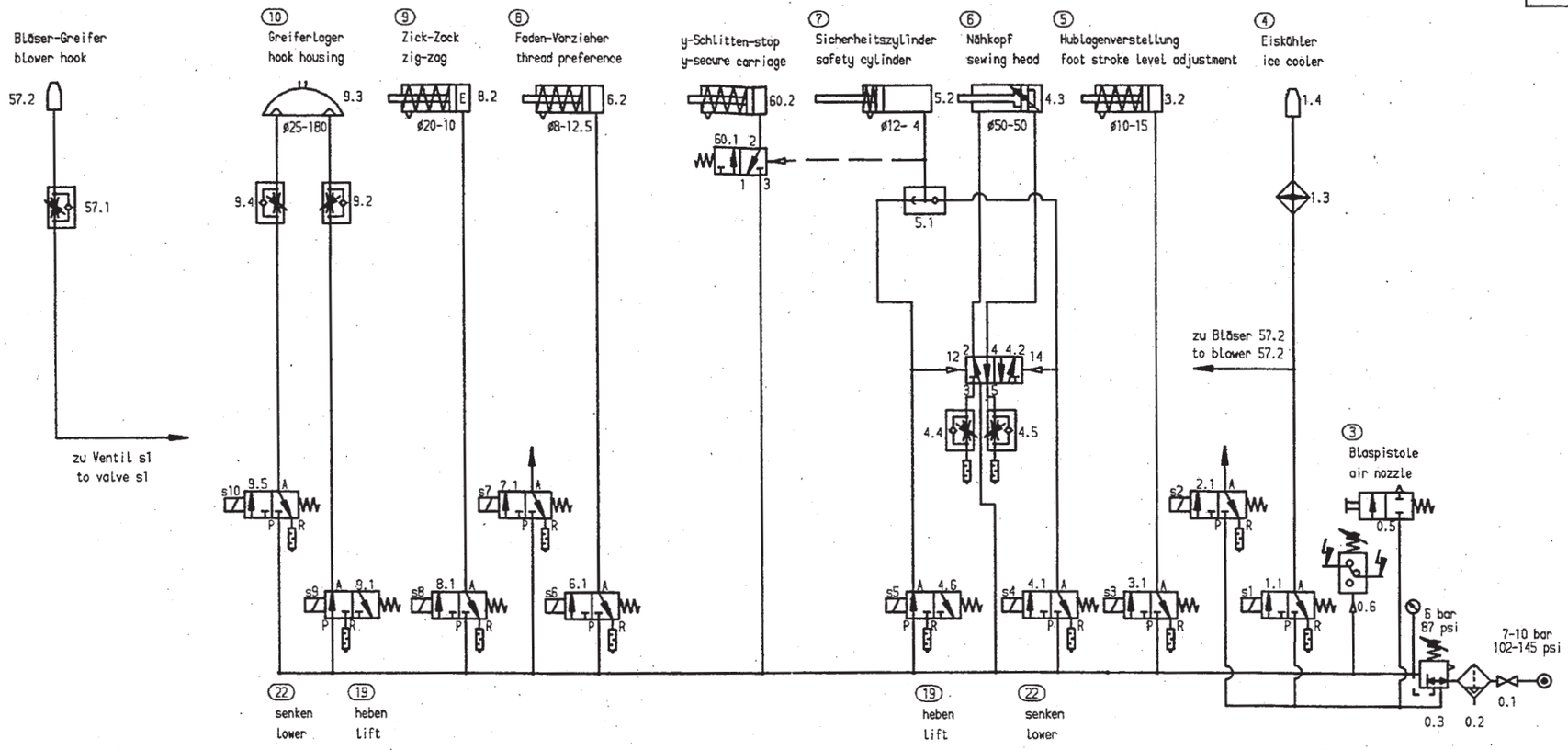

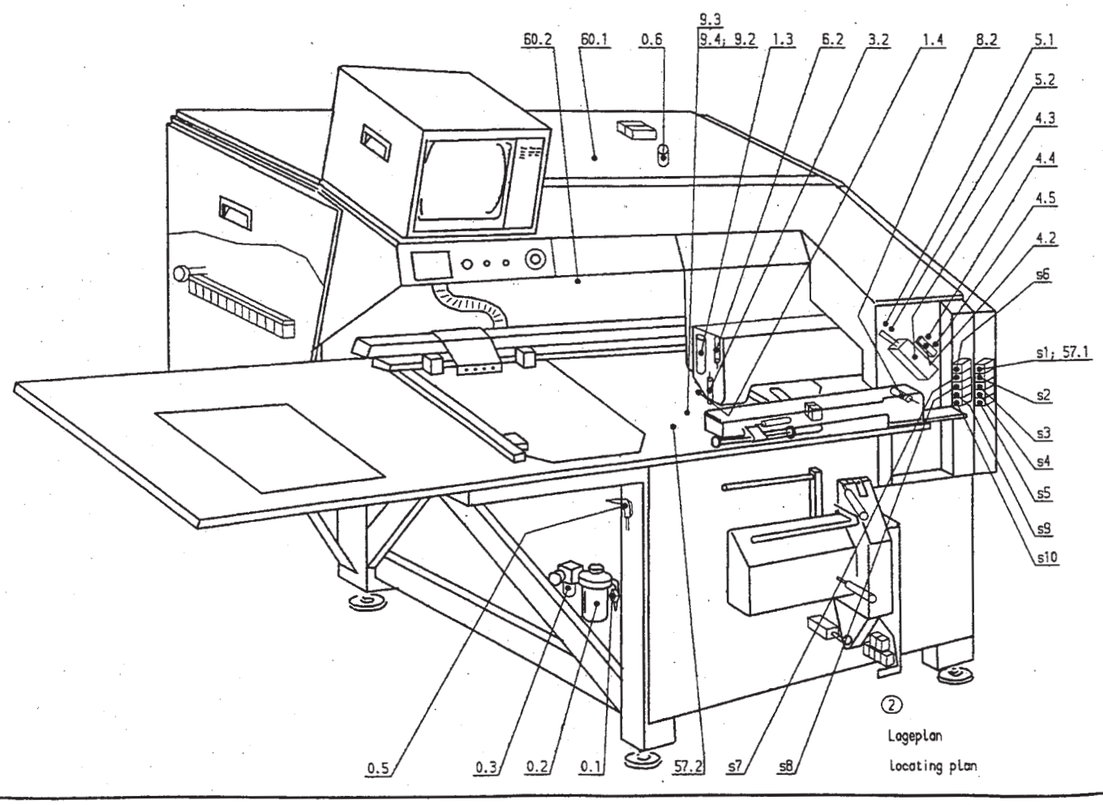

Änd.	Tag	gez.	gepr.

Tag 26.07.94 | gez. Schild. | gepr. | ges.

Pneumatik Schaltplan
pneumatic circuit plan
für 805-310
for 805-310

DÜRKOPP ADLER AG

9770 805003

Blatt 1 | Blattz. 4

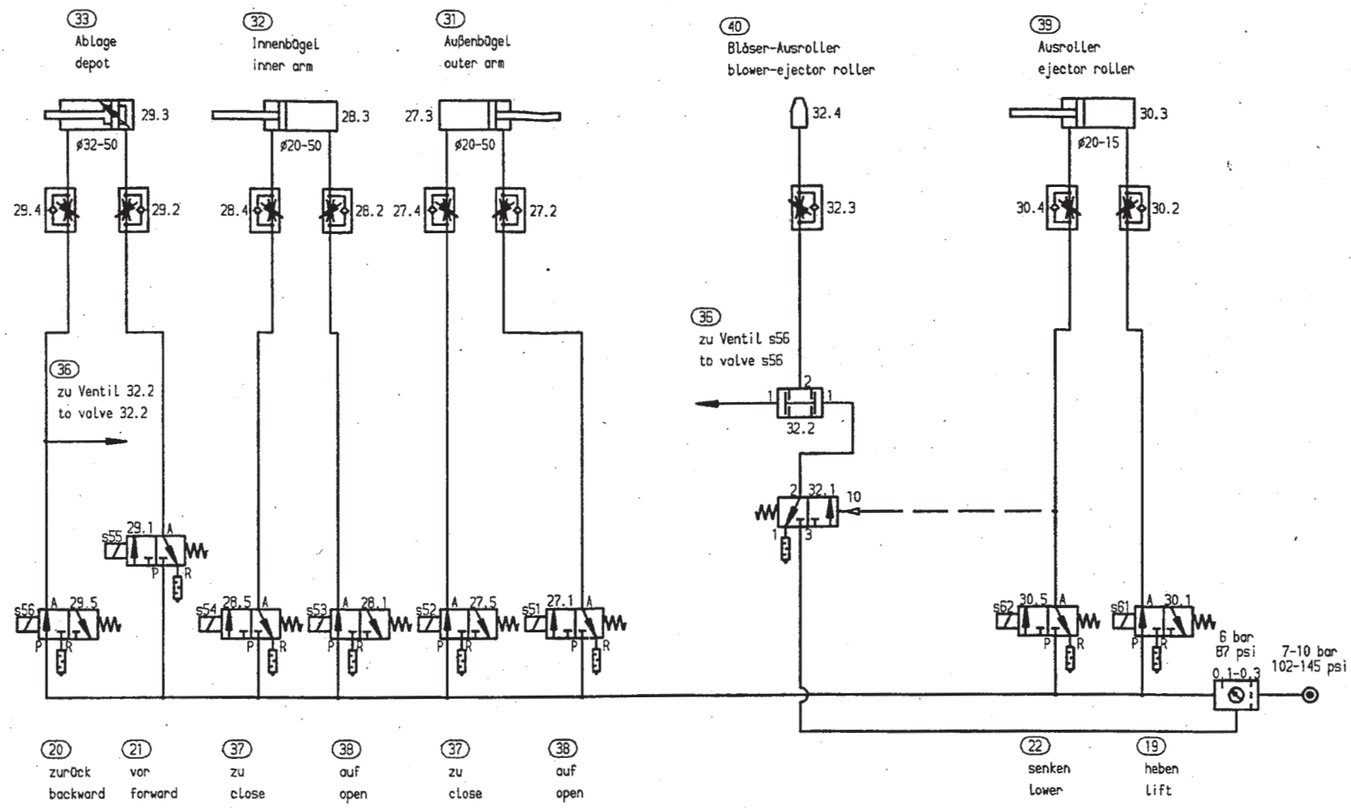

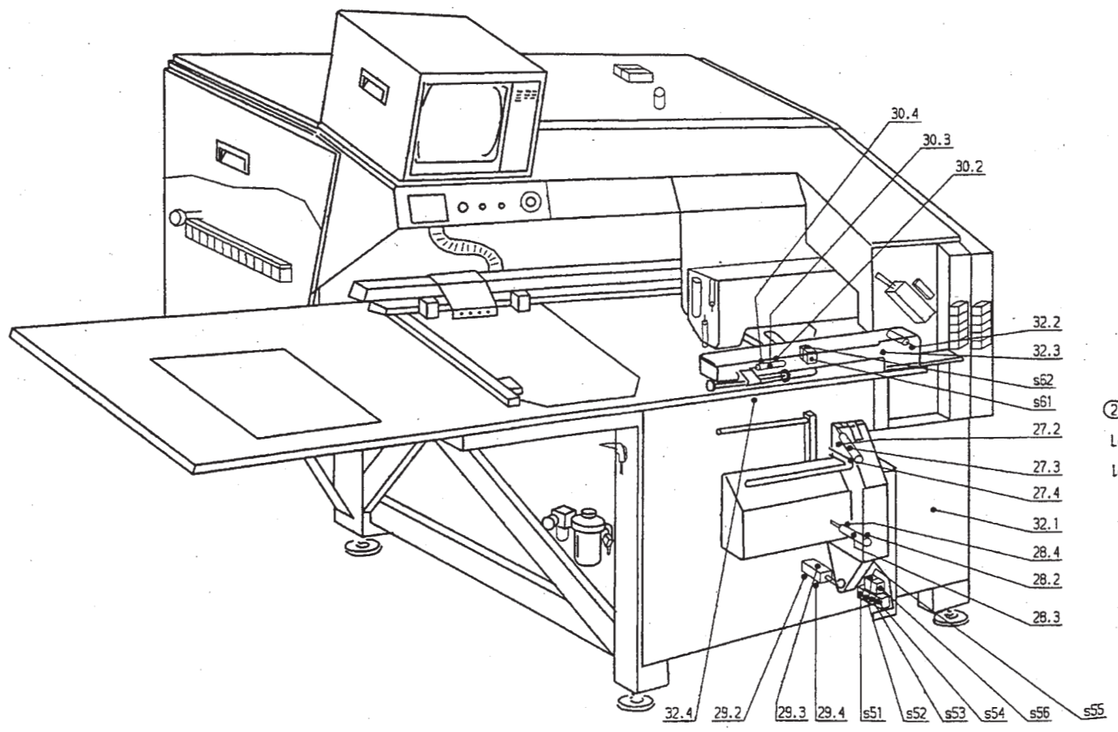

② Lageplan
Locating plan

Änd.	Tag	gez.	gepr.

Tag 29.07.94 gez. Schild. gepr. ges.

Pneumatik Schaltplan
pneumatic circuit plan
für 805-310
for 805-310

DÜRKOPP ADLER AG

9770 805003

Blatt 2 Blattz. 4

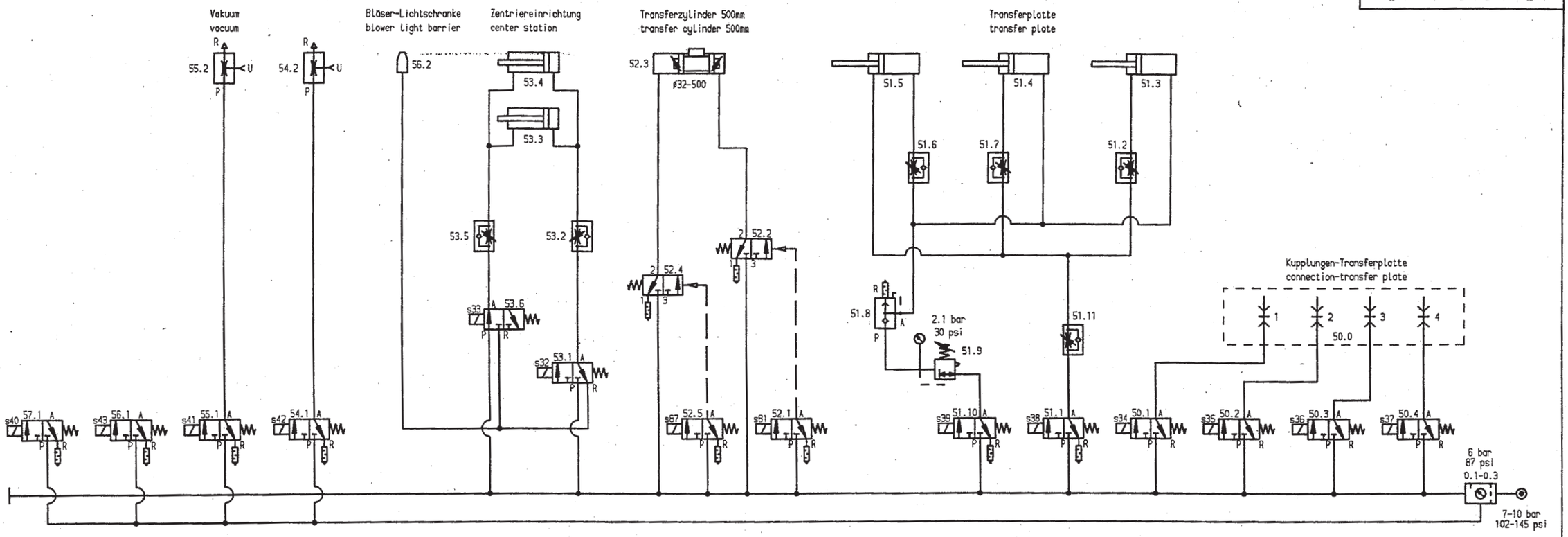

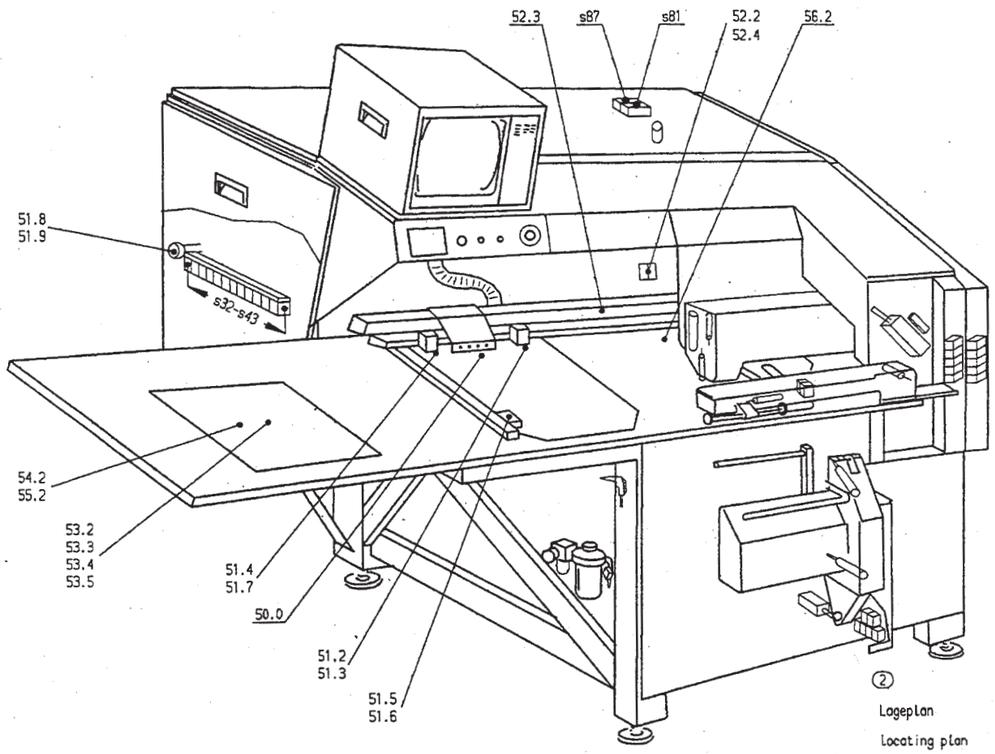

				Tag	29.07.94	gez.	Schild.	gepr.		ges.
				Pneumatik Schaltplan pneumatic circuit plan für 805-310 for 805-310						
Änd.	Tag	gez.	gepr.							

DÜRKOPP ADLER AG

9770 805003

Blatt 3 | Blattz. 4

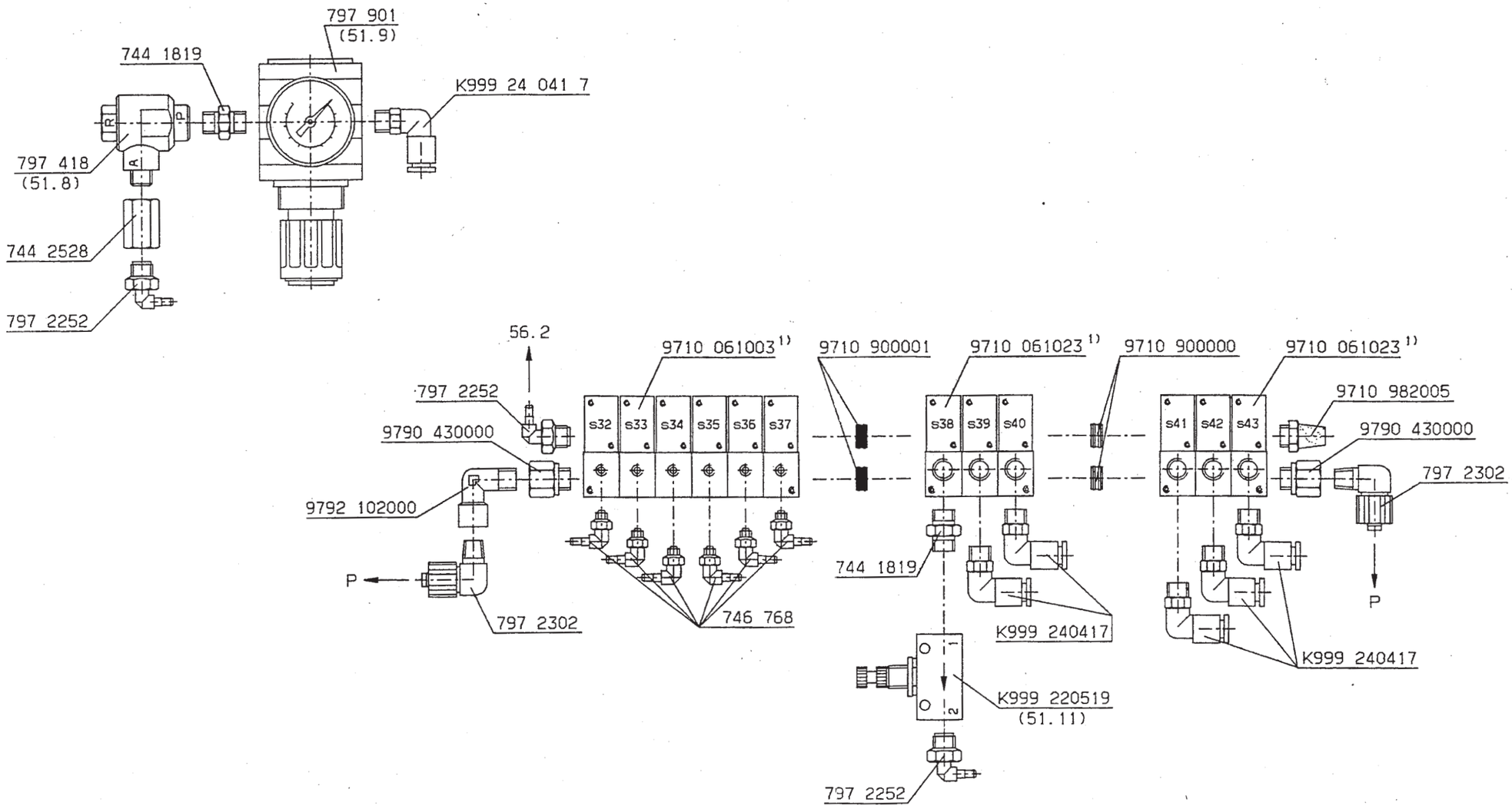

normal offen (NO)
normally open (NO)

normal geschlossen (NC)
normally closed (NC)

1) Ersatzventil ohne Montageplatte 9710 061010
Replacement valve without mounting plate 9710 061010

Schlauch / Hose	Teile-Nr. (Meterware) / Part-No. (Yarded goods)
PU3	9731 005004
PU4	9731 006004
PK6	002 8971 8060

Änd.	Tag	gez.	gepr.

Tag 28.7.94 | gez. Schild. | gepr. | ges.

Pneumatik-Geräteplan
für 805-310

Pneumatic-Elements-Plan
for 805-310

DÜRKOPP ADLER AG

9770 805003

Blatt 4 | Blattz. 4

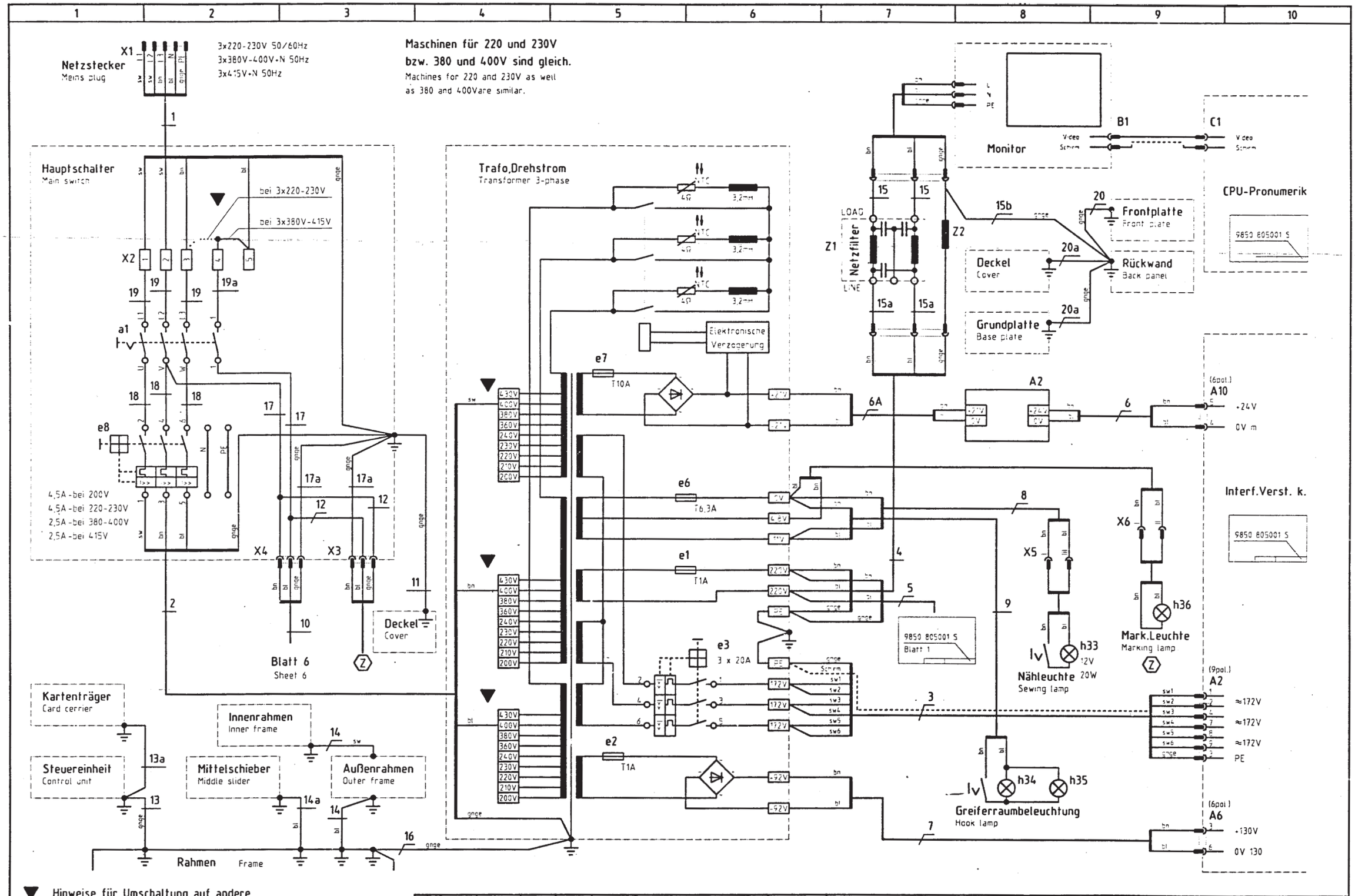

▼ Hinweise für Umschaltung auf andere Netzspannung beachten!
Observe the information on changeover to other mainvoltages!

Ⓩ Zusatzeinrichtung
Optional equipment

c				Datum	31.01.94
b	05.0	07.11.97	Hd	Bearb.	Krüger
a	04.0	19.08.97	Hd	Gepr.	
	Änderung	Datum	Name	Norm	

DÜRKOPP ADLER AG Bielefeld

Teilefamilie

Freigabe 1053/97

805-111/-121
Stromversorgung
Power supply

Bauschaltplan
9870 805001 B

Blatt 1/10

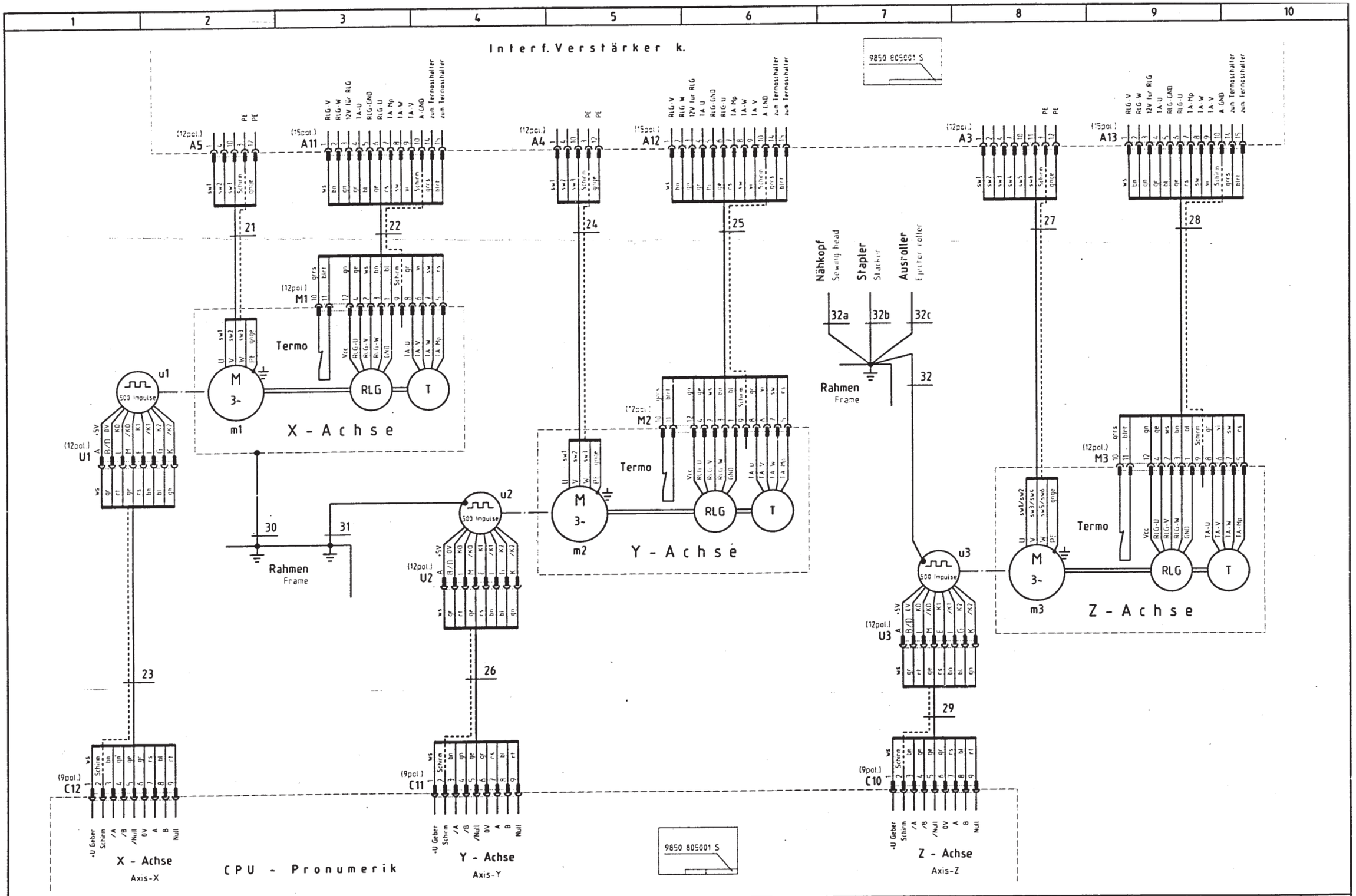

c				Datum	31.01.94
b	05.0	07.11.97	Hd	Bearb.	Krüger
a	04.0	19.08.97	Hd	Gepr.	
	Änderung	Datum	Name	Norm	

DÜRKOPP ADLER AG Bielefeld

Teilefamilie

Freigabe 1053 / 97

805-111/-121
X-,Y-,Z-Achsantriebe
Motors of axis-X, -Y, -Z

Bauschaltplan
9870 805001 B

Blatt 2/10

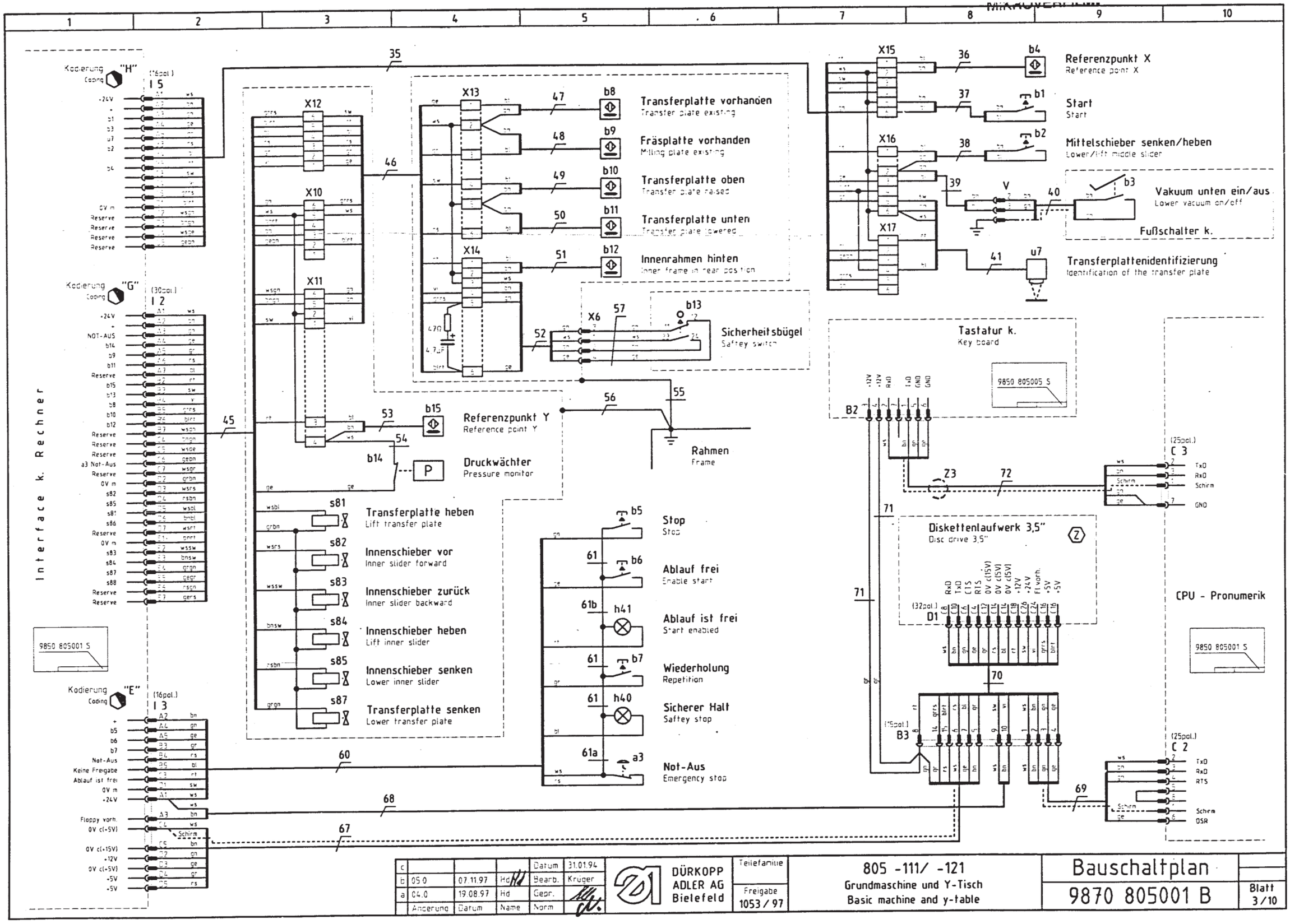

c				Datum	31.01.94
b	05.0	07.11.97	Hd	Bearb.	Krüger
a	04.0	19.08.97	Hd	Gepr.	
	Änderung	Datum	Name	Norm	

DÜRKOPP ADLER AG Bielefeld

Teilefamilie

Freigabe 1053 / 97

805 -111/ -121
Grundmaschine und Y-Tisch
Basic machine and y-table

Bauschaltplan
9870 805001 B

Blatt 3/10

1	2	3	4	5	6	7	8	9	10

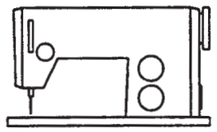

467

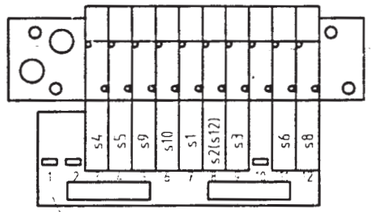



Kodierung "F"
Coding

(30pol.)

		I 1	
+24V	A1	ws	
+	A2	bn	
b19	A3	gn	
b18	A4	ge	
b17	A5	gr	
u6	A6	rs	
b16	A7	bl	
Reserve	B2	rt	
Reserve	B3	sw	
b43	B4	vi	
/FA	B5	gers	
Reserve	B6	birt	
Reserve	B7	wsgn	
Ablauf ist frei	C4	bngn	
Reserve	C5	wsge	
Reserve	C6	gebn	
s10	C7	wsgr	
0V m	D2	grbn	
s9	D3	wsrs	
s5	D4	rsbn	
s4	D5	wsbl	
s1	D6	bnbl	
s7	D7	wsrt	
0V m	E1	bnrt	
s3	E2	wssw	
s11	E3	bnsw	
s12	E4	grbn	
s8	E5	gegr	
s6	E6	rsgn	
s2	E7	gers	

Interface k. Rechner

80

Leiterplatte k. 9850 1018

X20 X30 X18

ws	A1	wsbl	13	1	1	bn	
ge	A4	wsgr	7	2	2	bl	81 → b18
gn	A3	nrbl	14	3	3	bn	
bl	A7	bngn	4	4	4	bl	82 → b19
gr	A5	grbn	8	5	5	bn	
vi	B4	wsrs	9	6	6	bl	87 → b16
rs	A6	wsrt	15	7	7	bn	
grrs	B5	wsge	5	8	8	bl	83 → b17
				9	9	bn	
grbn	D2	bnrt	16	10	10	bl	89 → b43
bn	A2	gebn	6	11	11	bn	
bnsw	E3	rsbn	12	12	12	ws	84 → u6
						bn	
grgn	E4	rtbl	1			bl	88 → m6
gers	E7	wsgn	3			bn	
rt	B2					bl	85 → X21 → s11
sw	B3					bn	
birt	B6					bl	86 → X21a → s12
wsgn	B7					bn	
wsge	C5						
gebn	C6						

X19

bnbl	D6	rs	7	7	7	ws	s2
bnrt	E1	grrs	-	8	8	bn	
wssw	E2	bl	9	9	9	gn	s1
rsgn	E6	rt	11	10	10	ge	s3
wsrt	D7	sw	10	11	11	gr	s6
gegr	E5	vi	12	12	12	rs	s7
wsbl	D5	ws	3			bl	s8
rsbn	D4	bn	4			rt	s4
wsrs	D3	gn	5			sw	s5
wsgr	C7	ge	6			birt	s9
bngn	C4	gr	-			wsgn	s10
						bngn	
						wsge	
						gebn	
						wsgr	
						grbn	
						wsrs	
						rsbn	
						wsbl	
						bnbl	
						wsrt	
						bnrt	
						wssw	
						bnsw	
						grbn	
						gegr	
						rsgn	
						gers	

Nähkopf unten
Sewing head lowered

Nähkopf oben
Sewing head raised

Greiferklappe geschlossen
Hook cover closed

Greifer in Nähstellung
Hook in sewing position

Füßchenüberwachung *
Sewing foot control

Fadenwächter
Thread monitor

Lüftungsmotor
Ventilation motor

Fadenabschneider
Thread cutter

Fadenspannungsauslösung
Thread tension release

Fadenspannung
Thread tension

Nadelkühlung
Needle cooling

Hublagenverstellung 1
Foot stroke level adjustment 1

Fadenvorzieher vor
Thread puller forward

Reserve
Reserve

Zick Zack
Zick zack

Nähkopf senken
Lower sewing head

Nähkopf heben
Lift sewing head

Greifer heben
Lift hook

Greifer senken
Lower hook

Leiterplatte k. 9850 1015
J1 aufgebohrt

805-111

Fadenwächter
Thread monitor

U6

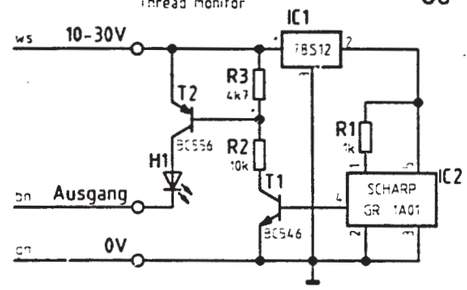

805-121

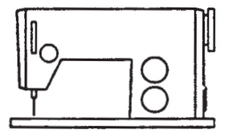

396

Leiterplatte k. 9850 1018

X20 X30 X18

ws	A1	wsbl	13	1	1	bn	
ge	A4	wsgr	7	2	2	bl	81 → b18
gn	A3	nrbl	14	3	3	bn	
bl	A7	bngn	4	4	4	bl	82 → b19
gr	A5	grbn	8	5	5	bn	
vi	B4	wsrs	9	6	6	bl	
rs	A6	wsrt	15	7	7	bn	
grrs	B5	wsge	5	8	8	bl	
				9	9	bn	
grbn	D2	bnrt	16	10	10	bl	
bn	A2	gebn	6	11	11	bn	
bnsw	E3	rsbn	12	12	12	ws	84 → u6
						bn	
grgn	E4	rtbl	1			bl	88 → m6
gers	E7	wsgn	3			bn	
rt	B2					bl	85 → X21 → s11
sw	B3					bn	
birt	B6					bl	
wsgn	B7					bn	
wsge	C5						
gebn	C6						

X19

bnbl	D6	rs	7	7	7	ws	s12
bnrt	E1	grrs	-	8	8	bn	
wssw	E2	bl	9	9	9	gn	s1
rsgn	E6	sw	11	10	10	ge	s3
wsrt	D7	rt	10	11	11	gr	
wsbl	D5	ws	3	12	12	rs	
gegr	E5	vi	12			bl	s4
wsrs	D3	gn	5			rt	
rsgn	E6	bn	4			sw	s5
wsgr	C7	ge	6			birt	
bngn	C4	gr	-			wsgn	
						bngn	
						wsge	
						gebn	
						wsgr	
						grbn	
						wsrs	
						rsbn	
						wsbl	
						bnbl	
						wsrt	
						bnrt	
						wssw	
						bnsw	
						grbn	
						gegr	
						rsgn	
						gers	

80A

Leiterplatte k. 9850 1015

Nähkopf unten
Sewing head lowered

Nähkopf oben
Sewing head raised

Fadenwächter
Thread monitor

Lüftungsmotor
Ventilation motor

Fadenabschneider
Thread cutter

Fadenspannung
Thread tension

Nadelkühlung
Needle cooling

Hublagenverstellung
Foot stroke level adjustment

Nähkopf senken
Lower sewing head

Nähkopf heben
Lift sewing head

(30pol.)

		I 1	
	A1	ws	
	A2	bn	
	A3	gn	
	A4	ge	
	A5	gr	
	A6	rs	
	A7	bl	
	B2	rt	
	B3	sw	
	B4	vi	
	B5	gers	
	B6	birt	
	B7	wsgn	
	C4	bngn	
	C5	wsge	
	C6	gebn	
	C7	wsgr	
	D2	grbn	
	D3	wsrs	
	D4	rsbn	
	D5	wsbl	
	D6	bnbl	
	D7	wsrt	
	E1	bnrt	
	E2	wssw	
	E3	bnsw	
	E4	grbn	
	E5	gegr	
	E6	rsgn	
	E7	gers	

80

* - nur für Insel
- only for island version

c				Datum	31.01.94	DÜRKOPP ADLER AG Bielefeld	Teilefamilie
b	05.0	07.11.97	Hd	Bearb.	Kruger		
a	04.0	19.08.97	Hd	Gepr.			Freigabe 1053 / 97
	Änderung	Datum	Name	Norm			

805 -111/ -121
Verteiler-Nähkopf/terminal sewing head
mit Magnetventile Bürkert Typ 6510

Bauschaltplan

9870 805001 B

Blatt 4 /10

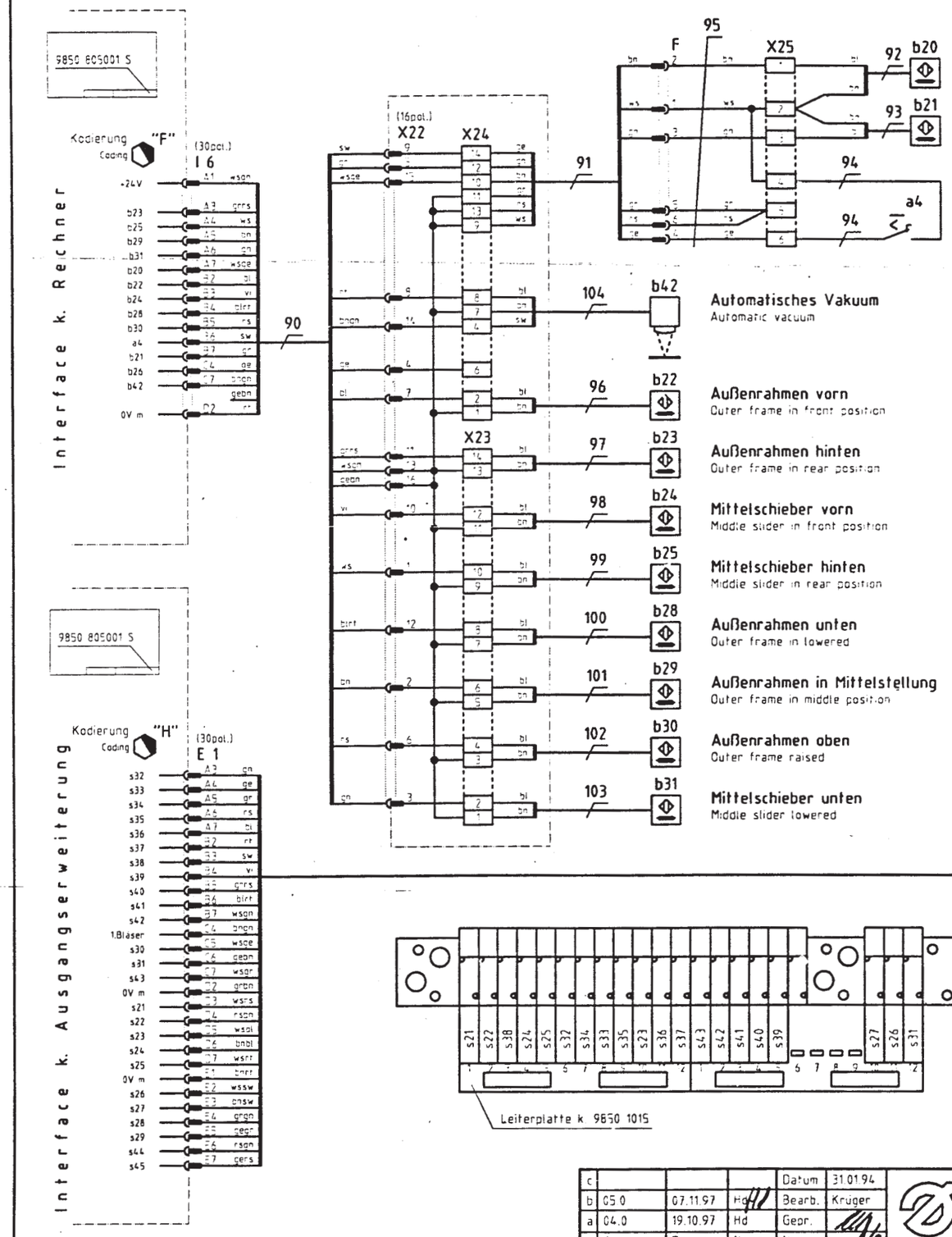

Etiketteneinleger vorn
Label positioner in front position

Etiketteneinleger hinten
Label positioner in rear position

Etiketteneinleger vorhanden
Label positioner existing

Ⓩ

Automatisches Vakuum
Automatic vacuum

Außenrahmen vorn
Outer frame in front position

Außenrahmen hinten
Outer frame in rear position

Mittelschieber vorn
Middle slider in front position

Mittelschieber hinten
Middle slider in rear position

Außenrahmen unten
Outer frame in lowered

Außenrahmen in Mittelstellung
Outer frame in middle position

Außenrahmen oben
Outer frame raised

Mittelschieber unten
Middle slider lowered

S		805-111	805-121
grbn	0V m		
bnrt	0V m		
gr	s34	**Vorderschieber vor** Front slider forward	**Vorderschieber vor** Front slider forward
rs	s35	**Vorderschieber zurück** Front slider backward	**Vorderschieber zurück** Front slider backward
wsms	s21	**Mittelschieber vor** Middle slider forward	**Mittelschieber vor** Middle slider forward
rsbn	s22	**Mittelschieber zurück** Middle slider backward	**Mittelschieber zurück** Middle slider backward
wsrt	s25	**Mittelschieber heben** Lift middle slider	**Mittelschieber heben** Lift middle slider
bnsw	s27	**Mittelschieber senken** Lower middle slider	**Mittelschieber senken** Lower middle slider
grrs	s40	**Mittelschieber ansaugen** Middle slider suction	**Mittelschieber ansaugen** Middle slider suction
rsgn	s44	**Mittelsch. "Tasche h.schn." vor** Middle slider "pocket" forward	----
gers	s45	**Mittelsch. "Tasche h.schn." zurück** Middle slider "pocket" backward	----
gn	s32	**Seitenschieber vor** Side slider forward	**Seitenschieber vor** Side slider forward
ge	s33	**Seitenschieber zurück** Side slider backward	**Seitenschieber zurück** Side slider backward
wsbl	s23	**Anschlag vor** Stopper forward	**Anschlag vor** Stopper forward
bnbl	s24	**Außenrahmen heben** Lift outer frame	**Außenrahmen heben** Lift outer frame
wssw	s26	**Außenrahmen senken** Lower outer frame	**Außenrahmen senken** Lower outer frame
sw	s38	**Außenrahmen vor** Outer frame forward	**Außenrahmen vor** Outer frame forward
vi	s39	**Außenrahmen zurück** Outer frame backward	**Außenrahmen zurück** Outer frame backward
bl	s36	**Innenrahmen heben** Lift inner frame	**Innenrahmen heben** Lift inner frame
rt	s37	**Schnellwechseleinrichtung ein** Quick-change device on	**Schnellwechseleinrichtung ein** Quick-change device on
gebn	s31	----	**Gegendruck** Counter presure
blrt	s41	**Vakuum 1** Vacuum 1	**Vakuum 1** Vacuum 1
wsgn	s42	**Vakuum 2** Vacuum 2	**Vakuum 2** Vacuum 2
wsgr	s43	**Vakuum 3** Vacuum 3	**Vakuum 3** Vacuum 3
grgn	s28	**Etiketteneinleger vor** Label positioner forward	**Etiketteneinleger vor** Label positioner forward
gegr	s29	**Etiketteneinleger zurück** Label positioner backward	**Etiketteneinleger zurück** Label positioner backward
wsge	s30	**Etiketteneinleger heben** Label positioner lifter	**Etiketteneinleger heben** Label positioner lifter

c				Datum	31.01.94
b	05.0	07.11.97	Hd	Bearb.	Krüger
a	04.0	19.10.97	Hd	Gepr.	
	Änderung	Datum	Name	Norm	

DÜRKOPP ADLER AG
Bielefeld

Teilefamilie

Freigabe 1053 / 97

805 -111/ -121
Umbugstation
Folding station

Bauschaltplan
9870 805001 B

Blatt 5/10

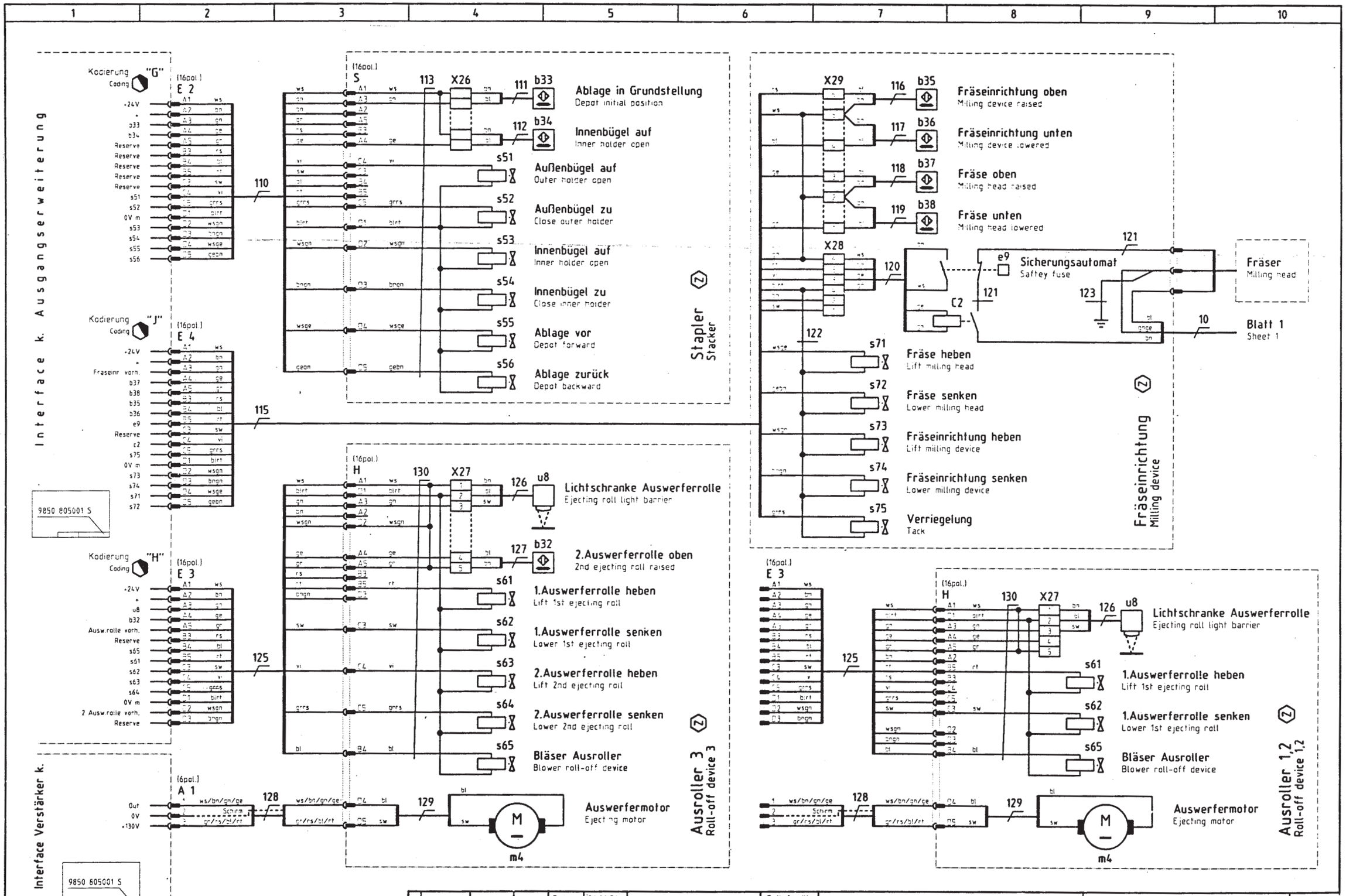

c				Datum	31.01.94
b	05.0	07.11.97	Hd	Bearb.	Krüger
a	04.0	19.08.97	Hd	Gepr.	
	Änderung	Datum	Name	Norm	

DÜRKOPP ADLER AG Bielefeld

Teilefamilie

Freigabe 1053 / 97

805 -111/ -121
Stapler, Ausroller und Fräser
Stacker, roll-off device and milling device

Bauschaltplan
9870 805001 B

Blatt 6/10

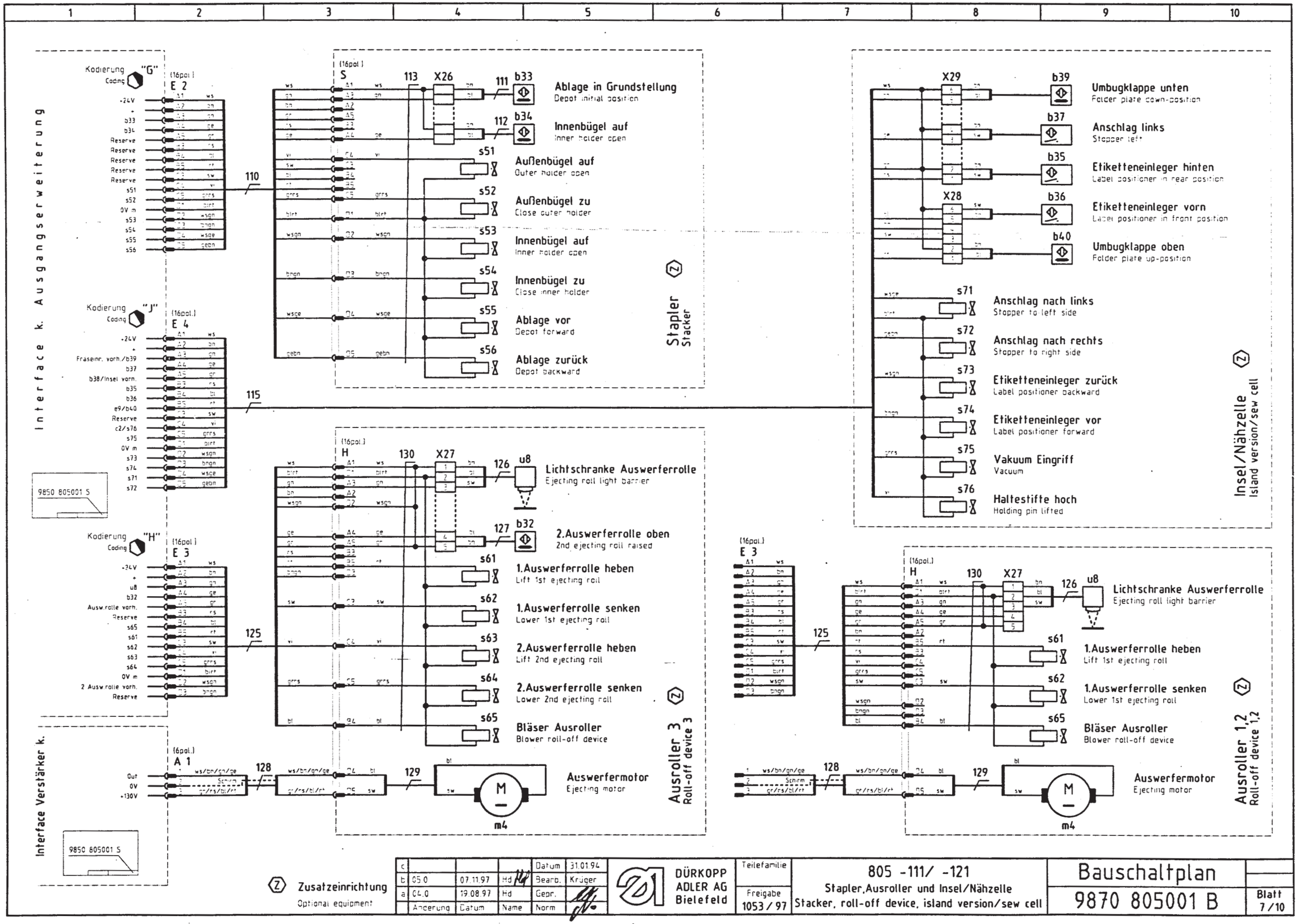

c				Datum	31.01.94
b	05.0	07.11.97	Hd	Bearb.	Krüger
a	04.0	19.08.97	Hd	Gepr.	
	Änderung	Datum	Name	Norm	

DÜRKOPP ADLER AG Bielefeld

Teilefamilie

Freigabe 1053 / 97

805 -111/ -121
Stapler, Ausroller und Insel/Nähzelle
Stacker, roll-off device, island version/sew cell

Bauschaltplan
9870 805001 B

Blatt 7/10

1	2	3	4	5	6	7	8	9	10

LED Eing./Input	SPS	Funktion	Function	Steckverb. Plug connect	Adresse Adress	
E 01	0	+24V (EMG STOP)	+24V (EMG STOP)			
E 02	1	Greifer in Nähstellung	Hook in sewing position	I1.A5	0.1	b17
E 03	2	Nähkopf oben	Sewing head raised	I1.A3	0.2	b19
E 04	3	Nähkopf unten	Sewing head lowered	I1.A4	0.3	b18
E 05	4	Fadenwächter	Thread monitor	I1.A6	0.4	u6
E 06	5	Füßchenüberwachung	Sewing foot control	I1.B4	0.5	b43
E 07	6	Greiferklappe geschlossen	Hook cover closed	I1.A7	0.6	b16
E 08	7	Reserve	Reserve	I9.D2	0.7	
E 09	10	Reserve	Reserve	I9.D3	1.0	
E 10	11	Y - Referenzpunkt	Y - reference point	I2.B2	1.1	b15
E 11	12	Sicherheitsabschaltung	Saftey switch	I2.B3	1.2	b13
E 12	13	Druckwächter	Pressure monitor	I2.A4	1.3	b14
E 13	14	Transferplatte vorhanden	Transfer plate existing	I2.B4	1.4	b8
E 14	15	Fräsplatte vorhanden	Milling device existing	I2.A5	1.5	b9
E 15	16	Transferplatte oben	Transfer plate raised	I2.B5	1.6	b10
E 16	17	Transferplatte unten	Transfer plate lowered	I2.A6	1.7	b11
E 17	20	Innenrahmen hinten	Inner frame in rear position	I2.B6	2.0	b12
E 18	21	Reserve	Reserve	I2.A7	2.1	
E 19	22	Reserve	Reserve	I2.B7	2.2	
E 20	23	Reserve	Reserve	I9.D4	2.3	
E 21	24	Start	Start	I5.A3	2.4	b1
E 22	25	Mittelschieber heben/senken	Lower/lift middle slider	I5.B3	2.5	b2
E 23	26	Vakuum ein/aus	Vacuum on/off	I5.A4	2.6	b3
E 24	27	Transferplatteidentifikation	Identification of the transfer plate	I5.A5	2.7	u7
E 25	30	X - Referenzpunkt	X - reference point	I5.B5	3.0	b4
E 26	31	Reserve	Reserve	I9.D5	3.1	
E 27	32	Ablauf ist frei	Start is enabled	I1.C4/ I3.C3/ I7.34	3.2	
E 28	33	NOT - AUS	Emergency stop	I2.C6/ I7.27	3.3	a3
E 29	34	Stop	Stop	I3.A4	3.4	b5
E 30	35	Ablauf frei	Enable start	I3.A5/ I7.29	3.5	b6
E 31	36	Wiederholung	Repetition	I3.B3	3.6	b7
E 32	37	Floppy vorhanden	Floppy available	I3.A3	3.7	
E 33	40	Störung Antrieb	Fault in drive	I7.7	4.0	hi05
E 34	41	Spannung fehlt	No voltage	I7.25	4.1	
E 35	42	Aussenrahmen vorn	Outer frame in front position	I6.B2	4.2	b22
E 36	43	Aussenrahmen hinten	Outer frame in rear position	I6.A3	4.3	b23
E 37	44	Mittelschieber vorn	Middle slider in front position	I6.B3	4.4	b24
E 38	45	Mittelschieber hinten	Middle slider in rear position	I6.A4	4.5	b25
E 39	46	Aussenrahmen unten	Outer frame lowered	I6.B4	4.6	b28
E 40	47	Aussenrahmen in Mittelstellung	Outer frame in middle position	I6.A5	4.7	b29

LED Eing./Input	SPS	Funktion	Function	Steckverb. Plug connect	Adresse Adress	
E 41	50	Aussenrahmen oben	Outer frame raised	I6.B5	5.0	b30
E 42	51	Mittelschieber unten	Middle slider lowered	I6.A6	5.1	b31
E 43	52	Etiketteneinleger vorhanden	Label positioner existing	I6.B6	5.2	a4
E 44	53	Etiketteneinleger vorn	Label positioner in front position	I6.A7	5.3	b20
E 45	54	Etiketteneinleger hinten	Label positioner in rear position	I6.B7	5.4	b21
E 46	55	Tasche hinterschnitten vorn		I6.C4	5.5	b26
E 47	56	Tasche hinterschnitten hinten		I6.C5	5.6	b27
E 48	57	Automatisches Vakuum	Automatic vacuum	I6.C7	5.7	b42
E 49	60	Reserve	Reserve	I9.D6	6.0	
E 50	61	Fräseinrichtung vorhanden/ Umbugklappe unten	Milling device existing/ Folder plate down-position	E4.A3	6.1	
E 51	62	Fräse unten	Milling head lowered	E4.A5	6.2	b38
E 52	63	Fräse oben/ Anschlag links	Milling head raised/ Stopper left	E4.A4	6.3	b37
E 53	64	Fräseinrichtung unten/ Etiketteneinleger vorn	Milling device lowered/ Label positioner in front position	E4.B4	6.4	b36
E 54	65	Fräseinrichtung oben/ Etiketteneinleger hinten	Milling device raised/ Label positioner in rear position	E4.B3	6.5	b35
E 55	66	Störung Fräseinrichtung/ Umbugklappe oben	Fault in milling device/ Folder plate up-position	E4.B5	6.6	e9
E 56	67	Ablage in Grundstellung	Depot in initial position	E2.A3	6.7	b33
E 57	70	Innenbügel auf	Inner frame open	E2.A4	7.0	b34
E 58	71	Reserve	Reserve	I9.D7	7.1	
E 59	72	Reserve	Reserve	I9.D8	7.2	
E 60	73	Lichtschranke Auswerferrolle	Ejecting roll light barrier	E3.A3	7.3	u8
E 61	74	2. Auswerferrolle oben	2nd ejecting roll raised	E3.A4	7.4	b32
E 62	75	Auswerferrolle vorhanden	Ejecting roll existing	E3.A5	7.5	
E 63	76	2. Auswerferrolle vorhanden	2nd ejecting roll existing	E3.D2	7.6	
E 64	77	Reserve	Reserve	I9.D9	7.7	

Steckverbindungen / Plug in connection

A = Verstärker / Amplifier

C = Computer Pronumerik - A

E = Ausgangserweiterung / Output Extention

c				Datum	31.01.94	
b	05.0	07.11.97	Hd	Bearb.	Krüger	
a	04.0	19.08.97	Hd	Gepr.		
	Änderung	Datum	Name	Norm		

DÜRKOPP ADLER AG Bielefeld

Teilefamilie

Freigabe 1053 / 97

805 -111/ -121
Tabelle Eingänge
Table of inputs

Bauschaltplan
9870 805001 B

Blatt 8 / 10

1	2	3	4	5	6	7	8	9	10

LED Ausg./outp.	SPS	Funktion	Function	Steckverb. Plug connect.	Adresse Adress.	
A 01	0	Nicht belegt	Not connected		64.0	
A 02	1	Zick Zack	Zick zack	I1.E5	64.1	s8
A 03	2	Nähkopf heben	Lift sewing head	I1.D4	64.2	s5
A 04	3	Nähkopf senken	Lower sewing head	I1.D5	64.3	s4
A 05	4	Greifer heben	Lift hook	I1.D3	64.4	s9
A 06	5	Greifer senken	Lower hook	I1.C7	64.5	s10
A 07	6	Fadenabschneider (FA)	Thread cutter (FA)	I1.E3	64.6	s11
A 08	7	Fadenspannungsauslösung (FS)	Thread tension release (FS)	I1.E4	64.7	s12
A 09	10	Fadenbeschneider	Thread cutter	I1.E7	65.0	s2
A 10	11	Fadenvorzieher	Thread puller	I1.E6	65.1	s6
A 11	12	Nadelkuhlung	Needle cooling	I1.D6	65.2	s1
A 12	13	Hublagenverstellung (HP1)	Foot strocke level adjustment (HP1)	I1.E2	65.3	s3
A 13	14	Hublagenverstellung (HP2)	Foot strocke level adjustment (HP2)	I1.D7	65.4	s7
A 14	15	Reserve	Reserve		65.5	
A 15	16	Reserve	Reserve		65.6	
A 16	17	Reserve	Reserve		65.7	
A 17	20	Reserve	Reserve		66.0	
A 18	21	Innenschieber zurück /Ausblasen	Side slider backward	I2.E2	66.1	s83
A 19	22	Innenschieber vor /Ausblasen	Front slider forward	I2.D3	66.2	s82
A 20	23	Innenschieber heben	Lift middle slider	I2.E3	66.3	s84
A 21	24	Innenschieber senken	Lower middle slider	I2.D4	66.4	s85
A 22	25	Transferplatte senken	Lower transfer plate	I2.E4	66.5	s87
A 23	26	Transferplatte heben	Lift transfer plate	I2.D5	66.6	s81
A 24	27	Transferplatte lüften		I2.E5	66.7	s88
A 25	30	Transferplattenanschlag	Transfer plate stop	I2.D6	67.0	s86
A 26	31	Reserve	Reserve		67.1	
A 27	32	Reserve	Reserve		67.2	
A 28	33	Reserve	Reserve		67.3	
A 29	34	Reserve	Reserve		67.4	
A 30	35	Reserve	Reserve		67.5	
A 31	36	Reserve	Reserve		67.6	
A 32	37	Reserve	Reserve		67.7	
A 33	40	Reserve	Reserve		68.0	
A 34	41	Reserve	Reserve		68.1	
A 35	42	Reserve	Reserve		68.2	
A 36	43	Watchdog	Watchdog		68.3	h104
A 37	44	Freigabe	Enable start	I7.23	68.4	
A 38	45	+ wieder ein	+ voltage back on		68.5	d106
A 39	46	Auswerfermotor niedrige Drehzahl	Ejection motor low speed		68.6	P101
A 40	47	Auswerfermotor hohe Drehzahl	Ejection motor high speed		68.7	P100
A 41	50	Seitenschieber vor	Side slider forward	E1.A3	69.0	s32
A 42	51	Seitenschieber zurück	Side slider backward	E1.A4	69.1	s33
A 43	52	Vorderschieber vor	Front slider forward	E1.A5	69.2	s34
A 44	53	Vorderschieber zurück	Front slider backward	E1.A6	69.3	s35
A 45	54	Innenrahmen heben	Lift inner frame	E1.A7	69.4	s36
A 46	55	Schnellwechseleinrichtung ein	Quick-change device on	E1.B2	69.5	s37
A 47	56	Aussenrahmen vor	Outer frame forward	E1.B3	69.6	s38

LED Ausg./outp.	SPS	Funktion	Function	Steckverb. Plug connect.	Adresse Adress.	
A 48	57	Aussenrahmen zurück	Outer frame backward	E1.B4	69.7	s39
A 49	60	Mittelschieber ansaugen	Middle slider suction	E1.B5	70.0	s40
A 50	61	Vakuum 1	Vacuum 1	E1.B6	70.1	s41
A 51	62	Vakuum 2	Vacuum 2	E1.B7	70.2	s42
A 52	63	Vakuum 3	Vacuum 3	E1.C7	70.3	s43
A 53	64	Mittelschieber vor	Middle slider forward	E1.D3	70.4	s21
A 54	65	Mittelschieber zurück	Middle slider backward	E1.D4	70.5	s22
A 55	66	Anschlag vor	Middle slider stop forward	E1.D5	70.6	s23
A 56	67	Aussenrahmen heben	Lift outer frame	E1.D6	70.7	s24
A 57	70	Aussenrahmen senken	Lower outer frame	E1.E2	71.0	s26
A 58	71	Mittelschieber heben	Lift middle slider	E1.D7	71.1	s25
A 59	72	Mittelschieber senken	Lower middle slider	E1.E3	71.2	s27
A 60	73	Etiketteneinleger vor	Label positioner forward	E1.E4	71.3	s28
A 61	74	Etiketteneinleger zurück	Label positioner backward	E1.E5	71.4	s29
A 62	75	Mittelschieber TH vor	Middle slider TH forward	E1.E6	71.5	s44
A 63	76	Mittelschieber TH zurück	Middle slider TH backward	E1.E7	71.6	s45
A 64	77	1. Bläser für Umbugstation	1st blower of folding station		71.7	
A 65	100	Etiketteneinleger heben	Label positioner lifter	E1.C5	72.0	s30
A 66	101	Gegendruck	Counter presure	E1.C6	72.1	s31
A 67	102	1. Auswerferrolle heben	Lift 1st ejecting roll	E3.B5	72.2	s61
A 68	103	1. Auswerferrolle senken	Lower 1st ejecting roll	E3.C3	72.3	s62
A 69	104	2. Auswerferrolle heben	Lift 2nd ejecting roll	E3.C4	72.4	s63
A 70	105	2. Auswerferrolle senken	Lower 2nd ejecting roll	E3.C5	72.5	s64
A 71	106	Bläser Ausroller	Blower roll-off device	E3.B4	72.6	s65
A 72	107	Reserve	Reserve		72.7	
A 73	110	Aussenbügel auf	Outor holder open	E2.C4	73.0	s51
A 74	111	Aussenbügel zu	Close outer holder	E2.C5	73.1	s52
A 75	112	Innenbügel auf	Inner holder open	E2.D2	73.2	s53
A 76	113	Innenbügel zu	Close inner holder	E2.D3	73.3	s54
A 77	114	Ablage vor	Depot forward	E2.D4	73.4	s55
A 78	115	Ablage zurück	Depot backward	E2.D5	73.5	s56
A 79	116	Reserve	Reserve		73.6	
A 80	117	Reserve	Reserve		73.7	
A 81	120	Reserve	Reserve		74.0	
A 82	121	Fräse heben/ Anschlag nach links	Lift milling head/ Stopper to left side	E4.D4	74.1	s71
A 83	122	Fräse senken/ Anschlag nach rechts	Lower milling head/ Stopper to rigth side	E4.D5	74.2	s72
A 84	123	Fräseinrichtung heben/ Etiketteneinleger zurück	Lift milling device/ Label positioner backward	E4.D2	74.3	s73
A 85	124	Fräseinrichtung senken/ Etiketteneinleger vor	Lower milling device/ Label positioner forward	E4.D3	74.4	s74
A 86	125	Verriegelung/ Vakuum Eingriff	Tack/ Vacuum	E4.C5	74.5	s75
A 87	126	Fräse ein/ Haltestifte noch	Milling head on/ Holding pin lifted	E4.C4	74.6	C2 s76
A 88	127	Reserve	Reserve		74.7	

Steckverbindungen / Plug in connection

A = Verstärker / Amplifier

C = Computer Pronumerik - A

E = Ausgangserweiterung / Output Extention

c				Datum	31.01.94
b	05.0	07.11.97	Hd	Bearb.	Krüger
a	04.0	19.08.97	Hd	Gepr.	
	Änderung	Datum	Name	Norm	

DÜRKOPP ADLER AG Bielefeld

Teilefamilie

Freigabe 1053 / 97

805 -111/ -121
Tabelle Ausgänge
Table of outputs

Bauschaltplan

9870 805001 B

Blatt 9/10

1	2	3	4	5	6	7	8	9	10

Kurz-zeichen	Benennung	Abmessung	Teilenummer	Bemerkung
	Diskettenlaufwerk	3,5"	K805 487514	
	Trafo, Drehstrom		9810 880001	
	Monitor	sw/ws 12"	9835 611001	
	Induktivgeber	M12	K999 202390	
	Induktivgeber	M8	9815 710100	
a1	Hauptschalter	3pol.+Hilfskontakt	798 426049	
A2	U-Regler	24V, 10A	9850 805009	
b3	Fußschalter		K975 480134	
b14	Druckwächter		K999 220829	
b18,19	Magnetschalter		9815 555024	
C2	Schütz	3TK02031-0BB4	K999 202713	
e1,2	Sicherung	T 1A/250	9825 810411	
e6	Sicherung	T 6,3A/250	9825 810417	
e7	Sicherung	T 10A/250	9825 810419	
e8	Schalter, schutz	Einsatz 4,0-6,3A	9815 590008	
e9	Schutzschalter	1pol.+Hilfsk. 1,8A	K999 202485	
h33	Nähleuchte	12V, 20W	9822 510001	
	Lampe	12V, 20W	9822 642024	
h34,35	Leuchte	2x12V, 10W	K999 202634	
	Lampe	12V, 10W	K999 202635	
h36	Mark.Leuchte	4,6V/4,8W	9822 550005	
	Lampe	4,6V	9822 641010	
h40,41	Lampe	24-30V	9822 634003	
m1,2	Motor, AC		K999 202721	
m3	Motor, AC		K999 202722	
m4	Motor, DC	3000 u/min 55W	K999 202493	
m5,6	Lüfter	Axial 24V	9800 561000	
u1,2,3	Impulsgeber, Dreh	500 Impulse	K999 202495	
u6	Fadenwächter	für 805-111	K805 481514	
u6	Fadenwächter	für 805-121	K396 111684	
u7	Lichtschranke		K999 202726	
u8	Lichtschranke		9815 920001	
Z1	Netzfilter	FN610-3/06	K999 202377	
Z2	Drossel, SL	16A/1,5mH	9810 701001	
Z3	Ferrit-Joch	f. Rundkabel 5-6mm	9810 719001	

c				Datum	31.01.94	DÜRKOPP ADLER AG Bielefeld	Teilefamilie	805 -111/ -121 Teileliste Part list	Bauschaltplan
b	05.0	07.11.97	Hd	Bearb.	Krüger				9870 805001 B
a	04.0	19.08.97	Hd	Gepr.			Freigabe 1053 / 97		Blatt 10 / 10
	Änderung	Datum	Name	Norm					

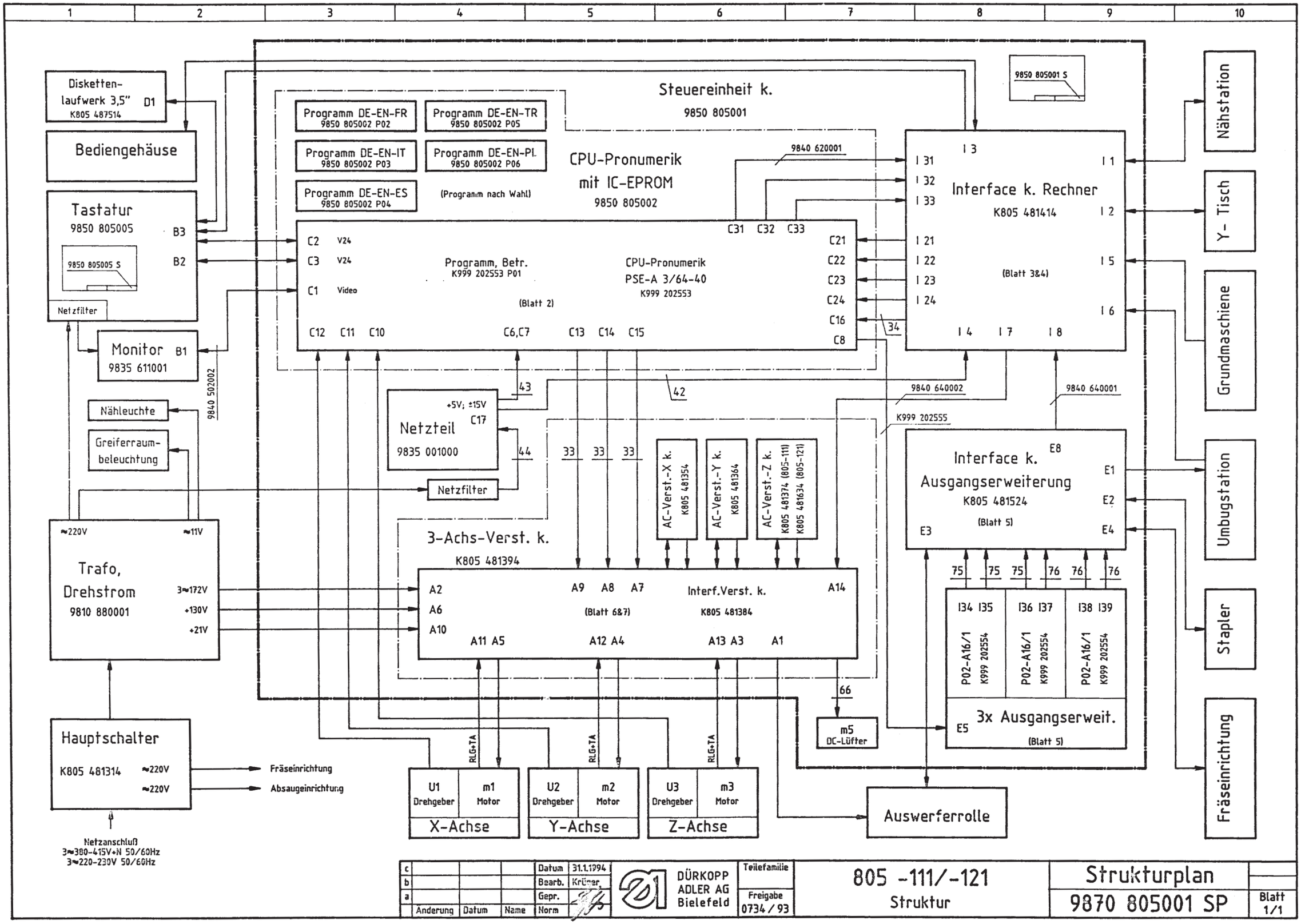
Steuereinheit k.
9850 805001
9850 805001 S
Programm DE-EN-FR
9850 805002 P02
Programm DE-EN-TR
9850 805002 P05
Programm DE-EN-IT
9850 805002 P03
Programm DE-EN-PL
9850 805002 P06
Programm DE-EN-ES
9850 805002 P04
(Programm nach Wahl)
CPU-Pronumerik
mit IC-EPROM
9850 805002
9840 620001
Diskettenlaufwerk 3,5" D1
K805 487514
Bediengehäuse
Tastatur
9850 805005
9850 805005 S
B3
B2
Netzfilter
Monitor B1
9835 611001
9840 502002
Nähleuchte
Greiferraumbeleuchtung
C2 V24
C3 V24
C1 Video
Programm, Betr.
K999 202553 P01
(Blatt 2)
CPU-Pronumerik
PSE-A 3/64-40
K999 202553
C31 C32 C33
C21 C22 C23 C24 C16 C8
C12 C11 C10 C6,C7 C13 C14 C15
Interface k. Rechner
K805 481414
I 3
I 31 I 32 I 33
I 1 I 2 I 5 I 6
I 21 I 22 I 23 I 24
I 4 I 7 I 8
(Blatt 3&4)
34
42
43
9840 640002
9840 640001
K999 202555
Nähstation
Y- Tisch
Grundmaschiene
Umbugstation
Stapler
Fräseinrichtung
+5V; ±15V
C17
Netzteil
9835 001000
44
Netzfilter
33 33 33
AC-Verst.-X k.
K805 481354
AC-Verst.-Y k.
K805 481364
AC-Verst.-Z k.
K805 481374 (805-111)
K805 481634 (805-121)
Interface k.
Ausgangserweiterung
K805 481524
(Blatt 5)
E8
E1
E2
E3
E4
3-Achs-Verst. k.
K805 481394
A2
A6
A10
A9 A8 A7
(Blatt 6&7)
Interf.Verst. k.
K805 481384
A14
A11 A5
A12 A4
A13 A3
A1
75 75 75 76 76 76
I34 I35
I36 I37
I38 I39
P02-A16/1
K999 202554
3x Ausgangserweit.
E5
(Blatt 5)
66
m5
DC-Lüfter
≈220V
≈11V
Trafo,
Drehstrom
9810 880001
3≈172V
+130V
+21V
Hauptschalter
K805 481314
≈220V
≈220V
Fräseinrichtung
Absaugeinrichtung
Netzanschluß
3≈380-415V+N 50/60Hz
3≈220-230V 50/60Hz
RLG+TA
U1 Drehgeber
m1 Motor
X-Achse
U2 Drehgeber
m2 Motor
Y-Achse
U3 Drehgeber
m3 Motor
Z-Achse
Auswerferrolle
c
b
a
Anderung
Datum
Name
Datum 31.1.1994
Bearb. Krüger
Gepr.
Norm
DÜRKOPP ADLER AG
Bielefeld
Teilefamilie
Freigabe
0734 / 93
805 -111/-121
Struktur
Strukturplan
9870 805001 SP
Blatt 1/1

1	2	3	4	5	6	7	8	9	10

Maschinen für 220 und 230V
bzw. 380 und 400V sind gleich.
Machines for 220 and 230V as well
as 380 and 400Vare similar.

X1 Netzstecker / Meins plug
L1 L2 L3 N PE
sw sw bn bl gnge
3x220-230V 50/60Hz
3x380V-400V+N 50Hz
3x415V+N 50Hz

Hauptschalter / Main switch
bei 3x220-230V
bei 3x380V-415V
X2
a1
e8
4,5A-bei 200V
4,5A-bei 220-230V
2,5A-bei 380-400V
2,5A-bei 415V
X4
X3
Deckel / Cover
Kartenträger / Card carrier
Steuereinheit / Control unit
Rahmen / Frame

Trafo,Drehstrom
NTC 4Ω 3,2mH
Elektronische Verzögerung
e7 T10A
e6 T6,3A
e1 T1A
e3 3 x 20A
e2 T1A
430V 400V 380V 360V 240V 230V 220V 210V 200V
+21V -21V
0V 4,8V 11V
220V 220V PE
172V 172V 172V
+92V -92V

Z1 Netzfilter
Z2
Monitor
B1 C1
Video Schirm
CPU-Pronumerik
9850 805001 S
Frontplatte / Front plate
Deckel / Cover
Rückwand / Back panel
Grundplatte / Base plate
(6pol.) A10
+(28V)
0V m
9850 805001 S Blatt 1
Interf.Verst. k.
9850 805001 S
X5
h33 12V/20W
Nähleuchte / Sewing lamp
(9pol.) A2
≈172V ≈172V ≈172V PE
h34 h35
Greiferraumbeleuchtung / Hook lamp
(6pol.) A6
+130V
0V 130

▼ Hinweise für Umschaltung auf andere Netzspannung beachten!
Observe the information on changeover to other mainvoltages!

Ⓩ Zusatzeinrichtung / Optional equipment

c	03.0	07.05.96	Harder	Datum	25.07.94	
b	02.0	23.11.95	Harder	Bearb.	Krüger	
a	01.0	26.04.95	Krüger	Gepr.		
	Änderung	Datum	Name	Norm		

DÜRKOPP ADLER AG Bielefeld

Teilefamilie
Freigabe 0368 / 93

805-310
Stromversorgung

Bauschaltplan
9870 805025 B

Blatt 1/7

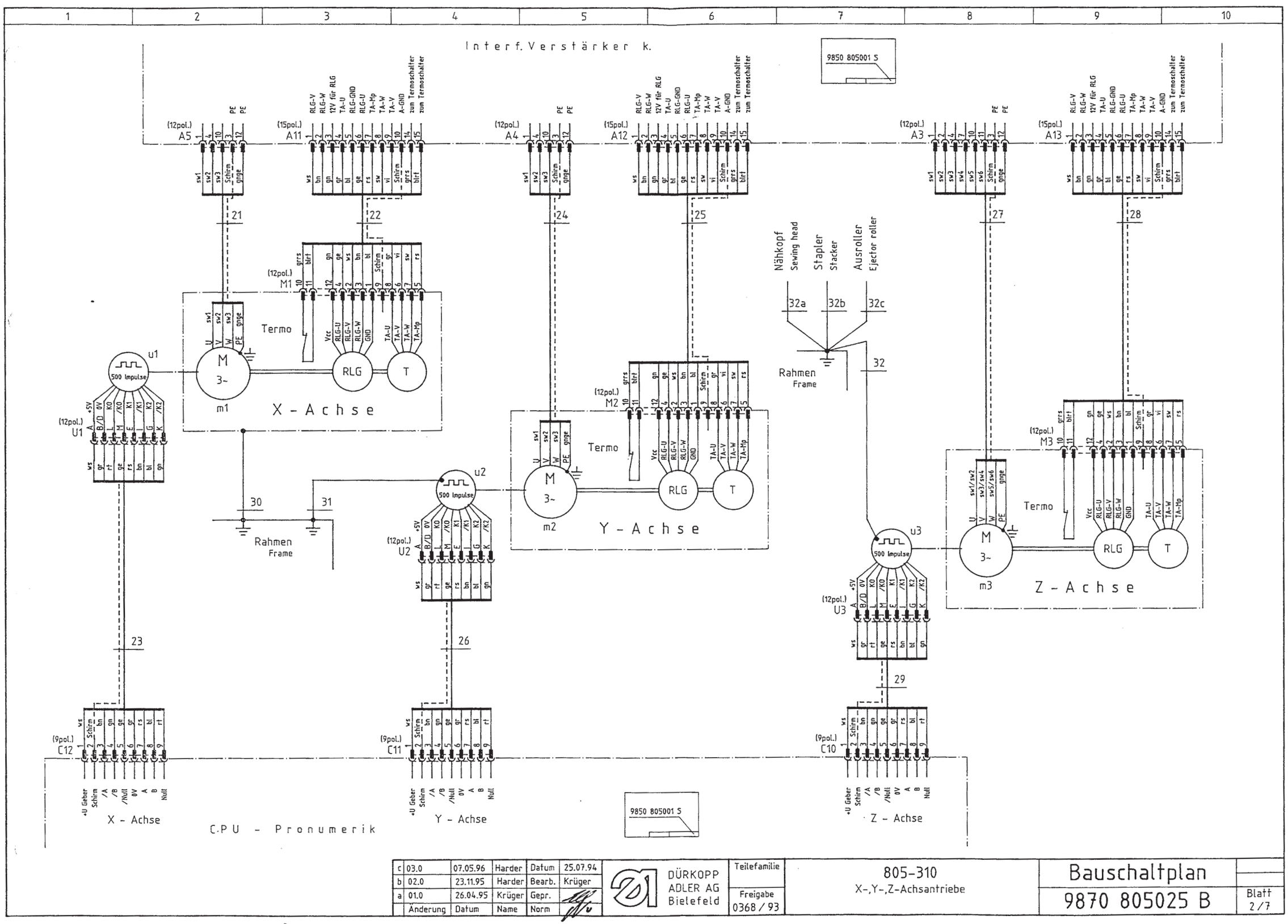

c	03.0	07.05.96	Harder	Datum	25.07.94	DÜRKOPP ADLER AG Bielefeld	Teilefamilie	805-310 X-,Y-,Z-Achsantriebe	Bauschaltplan
b	02.0	23.11.95	Harder	Bearb.	Krüger		Freigabe 0368 / 93		9870 805025 B
a	01.0	26.04.95	Krüger	Gepr.					Blatt 2/7
	Änderung	Datum	Name	Norm					

1 2 3 4 5 6 7 8 9 10

Interface k. Rechner

Kodierung "H" Coding (16pol.) I 5

+24V, +, b1, b3, u7, b2, b4, 0V m, Reserve, Reserve, Reserve, Reserve

A1 ws, A2 bn, A3 gn, A4 ge, A5 gr, B3 rs, B4 bl, B5 rt, C3 sw, C4 vi, C5 grrs, D1 blrt, D2 wsgn, D3 bngn, D4 wsge, D5 gebn

35

bis 06.95

X12: 6 sw, 5 rt, 4 bl, 3 rs, 2 gr, 1 ge; X10: 6, 5, 2; grrs, ws, blrt; X11: 6 gn, 5 bn, 1 vi

46

X13: ge, ws, gr, sw, rs, rt, vi, grrs, blrt; X14: 1–6

X15: rt, ws, sw, vi, gn; 1–6; bl, bn, bn, bl

36 b4 Referenzpunkt X
Reference point X

37 b1 Start
Start

X16: 1–6; bl, bn, bn, bl, ge, blrt, gr, rs, sw, bn, ws

38 b2 Mittelschieber senken/heben
Lower/lift middle slider

39 V 40 b3 Vakuum unten ein/aus
Lower vacuum on/off

Fußschalter k.

X17: 1–6; bl, gebn, grrs, bn; rt, bl

41 u7 Transferplattenidentifizierung
Identification of the transfer plate

Kodierung "G" Coding (30pol.) I 2

+ ~24V, +, NOT-AUS, b14, b9, b11, Reserve, b15, b13, b8, b10, b12, Reserve, Reserve, Reserve, a3 Not-Aus, Reserve, 0V m, s82, s85, s81, s86, Reserve, 0V m, s83, s84, s87, s88, Reserve, Reserve

A1 ws, A2 bn, A3 gn, A4 ge, A5 gr, A6 rs, A7 bl, B2 rt, B3 sw, B4 vi, B5 grrs, B6 blrt, B7 wsgn, C4 bngn, C5 wsge, C6 gebn, C7 wsgr, D2 grbn, D3 wsrs, D4 rsbn, D5 wsbl, D6 bnbl, D7 wsrt, E1 bnrt, E2 wssw, E3 bnsw, E4 grgn, E5 gegr, E6 rsgn, E7 gers

45

ab 06.95

X12: grrs, blrt, bl, rs, gr, vi; 6–1; bn, gn, gr, ge; X10: ws, bnrt, bn; 5–3; ws, ws

46

X13: ge, ws, gr, bn; 1–6; sw, bn, bn, sw; 49 b10 Transferzylinder links
Transfer cylinder left

50 b11 Transferzylinder rechts
Transfer cylinder right

55

56

Rahmen
Frame

X10: gebn, gn; 2, 1, 6; bn, bl; 47 a4 Transfer-Stop
Transfer-stop

X11: sw, rt, bngn, wsgn; 1–6; bn, bl, ws; 53 b15 Referenzpunkt Y
Reference point Y

54 b14 P Druckwächter
Pressure monitor

ge, ge

wsbl, grbn, wsrs, wssw, grgn

s81 Transferzylinder nach links
Transfer cylinder to left

s82 Auswerfer vor
Ejector forward

s83 Auswerfer zurück
Ejector backward

s87 Transferzylinder nach rechts
Transfer cylinder to right

b5 Stop
Stop

61 b6 Ablauf frei
Enable start

61b h41 Ablauf ist frei
Start enabled

61 b7 Wiederholung
Repetition

61 h40 Sicherer Halt
Saftey stop

61a a3 Not-Aus
Emergency stop

9850 805001 S

Kodierung "E" Coding (16pol.) I 3

+, b5, b6, b7, Not-Aus, Keine Freigabe, Ablauf ist frei, 0V m, +24V, Floppy vorh., 0V c(+5V), 0V c(+15V), +12V, 0V c(+5V), +5V, +5V

A2 bn, A4 gn, A5 ge, B3 gr, B4 rs, B5 bl, C3 rt, D1 sw, A1 ws, A3 bn, C4 ws, Schirm, C5 bn, D2 gn, D3 ge, D4 gr, D5 rs

60

68

67

Tastatur k.

9850 805005 S

B2: 3 +12V, 4 +12V, 2 RxD, 7 TxD, 1 GND, 5 GND, 6

ws, bn, gn, ge

72

(25pol.) C 3: 2 TxD, 3 RxD, 1 Schirm, 7 GND; ws, bn, Schirm, gn, ge

71

Diskettenlaufwerk 3,5"
Disc drive 3,5"

(32pol.) D1: C8 RxD, C10 TxD, C6 CTS, C4 RTS, C12 0V c(15V), C14 0V c(5V), C14 0V c(5V), C18 +12V, C26 +24V, C24 Fl.vorh., C16 +5V, C16 +5V

ws, bn, gn, ge, gr, rs, bl, rt, sw, vi, grrs, blrt

70

(15pol.) B3: 8 rt, 14 grrs, 15 blrt, 6 rs, 7 bl, 5 gr, 9 sw, 10 vi, 1 ws, 2 bn, 3 gn, 4 ge

gn, gr, rs, ws, ge, bn, ws, bn, ws, bn, gn, ge

69

(25pol.) C 2: 2 TxD, 3 RxD, 4 RTS, 5, 8, 1 Schirm, 6 DSR; ws, bn, gn, Schirm, ge

CPU - Pronumerik

9850 805001 S

c	03.0	07.05.96	Harder	Datum	25.07.94	
b	02.0	23.11.95	Harder	Bearb.	Krüger	
a	01.0	26.04.95	Krüger	Gepr.		
	Anderung	Datum	Name	Norm		

DÜRKOPP ADLER AG Bielefeld

Teilefamilie

Freigabe 0368 / 93

805-310
Grundmaschine und Y-Tisch

Bauschaltplan
9870 805025 B

Blatt 3 / 7

1	2	3	4	5	6	7	8	9	10

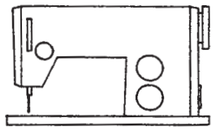

467

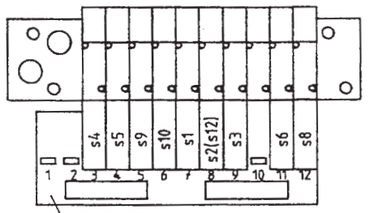

Leiterplatte k. 9850 1015

Leiterplatte k. 9850 1018

X20 X30 X18

ws	A1	wsbl	13	1	bn	81	b18	Nähkopf unten	Sewing head lowered
ge	A4	wsgr	7	2	bl				
gn	A3	bnbl	14	3	bn	82	b19	Nähkopf oben	Sewing head raised
				4	bl				
				5	bn	87	b16	Greiferklappe geschlossen	Hook cover closed
bl	A7	bngn	4	6	bl				
				7	bn	83	b17	Greifer in Nähstellung	Hook in sewing position
gr	A5	grbn	8	8	bl				
vi	B4	wsrs	9	14					
				9	ws	84	u6	Fadenwächter	Thread monitor
rs	A6	wsrt	15	10	bn				
				11	gn				
grrs	B5	wsge	5	12					
					bn				
grbn	D2	bnrt	16	X19 5	bl	88	m6	Lüftungsmotor	Ventilation motor
bn	A2	gebn	6	3					
bnsw	E3	rsbn	12	4					
				8	bl		X21		
				7	bn	85	s11	Fadenabschneider	Thread cutter
grgn	E4	rtbl	1	10	bl				
				9	bn		X21a		
				2		86	s12	Fadenspannungsauslösung	Thread tension release
gers	E7	wsgn	3						

rt	B2			wssw	8	8	s2	Fadenspannung	Thread tension
sw	B3					8			
blrt	B6					8	s1	Nadelkühlung	Needle cooling
wsgn	B7					7			
wsge	C5					7			
gebn	C6					9	s3	Hublagenverstellung 1	Foot stroke level adjustment 1
bnbl	D6	rs	7	9					
bnrt	E1	grrs	+	7		11	s6	Fadenvorzieher vor	Thread puller forward
wssw	E2	bl	9	9					
				9		10	s7	Reserve	Reserve
rsgn	E6	rt	11	11					
				11		12	s8	Zick Zack	Zick zack
wsrt	D7	sw	10	10					
				10		3	s4	Nähkopf senken	Lower sewing head
gegr	E5	vi	12	12					
				12		4	s5	Nähkopf heben	Lift sewing head
wsbl	D5	ws	3	3					
				3		5	s9	Greifer heben	Lift hook
rsbn	D4	bn	4	4					
				4		6	s10	Greifer senken	Lower hook
wsgr	C7	ge	6	5					
bngn	C4	gr	+	5					
				6					
				6					

Leiterplatte k. 9850 1015
J1 aufgebohrt

9850 805001 S

Kodierung "F" Coding (30pol.) I 1

+24V	A1	ws
+	A2	bn
b19	A3	gn
b18	A4	ge
b17	A5	gr
u6	A6	rs
b16	A7	bl
Reserve	B2	rt
Reserve	B3	sw
RFW	B4	vi
/FA	B5	grrs
Reserve	B6	blrt
Reserve	B7	wsgn
Ablauf ist frei	C4	bngn
Reserve	C5	wsge
Reserve	C6	gebn
s10	C7	wsgr
0V m	D2	grbn
s9	D3	wsrs
s5	D4	rsbn
s4	D5	wsbl
s1	D6	bnbl
s7	D7	wsrt
0V m	E1	bnrt
s3	E2	wssw
s11	E3	bnsw
s12	E4	grgn
s8	E5	gegr
s6	E6	rsgn
s2	E7	gers

Interface k. Rechner

80

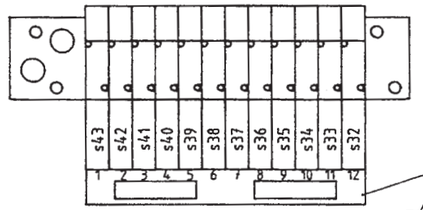

Leiterplatte k. 9850 1015

Kodierung "H" Coding (30pol.) E 1

s32	A3	wsgn
s33	A4	blrt
s34	A5	grrs
s35	A6	vi
s36	A7	sw
s38	B2	rt
s39	B3	bl
s40	B4	rs
s41	B5	gr
s42	B6	ge
s30	B7	gn
s31	C5	wsge
s43	C6	gebn
0V m	C7	bn
0V m	D2	bngn
	E1	ws

Interface k. Ausgangserweiterung

105

9850 805001 S

wsgn	12	12	12	s32	Einlegehilfe heben	Lifting inserting aid
bngn	+	12				
blrt	11	11		s33	Einlegehilfe senken	Lower inserting aid
wsge gebn		11				
grrs	10	10		s34	Schieber 1 TP vor	Slider 1TP forward
		10				
vi	9	9		s35	Schieber 1 TP zurück	Slider 1 TP backward
		9				
sw	8	8		s36	Schieber 2 TP vor	Slider 2 TP forward
		8				
rt	7	7		s37	Schieber 2 TP zurück	Slider 2 TP backward
		7				
bl	6	6		s38	Transferplatte heben	Lift transfer plate
		6				
rs	5	5		s39	Transferplatte senken	Lower transfer plate
gr	4					
gn	2	5				
bn	1					
ge	3	3		s41	Vakuum	Vacuum
ws		3				

9850 805001 S

Kodierung "F" Coding (30pol.) I 6

+24V	A1	wsgn
b23	A3	grrs
b25	A4	ws
b29	A5	bn
b31	A6	gn
b20	A7	wsge
b22	B2	bl
b24	B3	vi
b28	B4	blrt
b30	B5	rs
a4	B6	sw
b21	B7	gr
b26	C4	ge
b42	C7	bngn
		gebn
0V m	D2	rt

Interface k. Rechner

90

(16pol.) X22 X24

bl	7	2	bn	96	b22 Transferplatte oben — Transfer plate raised
sw	9	1	sw		
gr	5	14		97	b23 Transferplatte unten — Transfer plate lowered
wsge	15	12			
rt	8	10			
bngn	14	8			
ge	4	4			
		6			

X23

grrs	11	14	bn		Ux	
wsgn	13	13	sw			
vi	10	12	bn			
gebn	16	11	ws			
ws	1	10	gn			
		9				
blrt	12	8	ge			
rs	6	7	gr			
		4				
bn	1	1	bl			
	2	6	bn	101	b29 Transferplatte vorhanden — Transfer plate existing	
gn	3	5	bn			
		2	sw			
		3		103	b31 Einlegehilfe unten — Inserting down-position	

bn	2	bl	92	b24	Schieber 1 TP vorn	Slider 1 TP in front position
		bn				
gn	3	bl	93	b25	Schieber 1 TP hinten	Slider 1 TP in rear position
ws	1	bn				
		bn	94	b28	Schieber 2 TP vorn	Slider 2 TP in front position
ge	4	sw				
		bn	95	b30	Schieber 2 TP hinten	Slider 2 TP in rear position
gr	5	sw				

c	03.0	07.05.96	Harder	Datum	25.07.94
b	02.0	23.11.95	Harder	Bearb.	Krüger
a	01.0	26.04.95	Krüger	Gepr.	
	Änderung	Datum	Name	Norm	

DÜRKOPP ADLER AG Bielefeld

Teilefamilie

Freigabe 0368 / 93

805-310
Nähstation und Zuführung

Bauschaltplan

9870 805025 B

Blatt 4 / 7

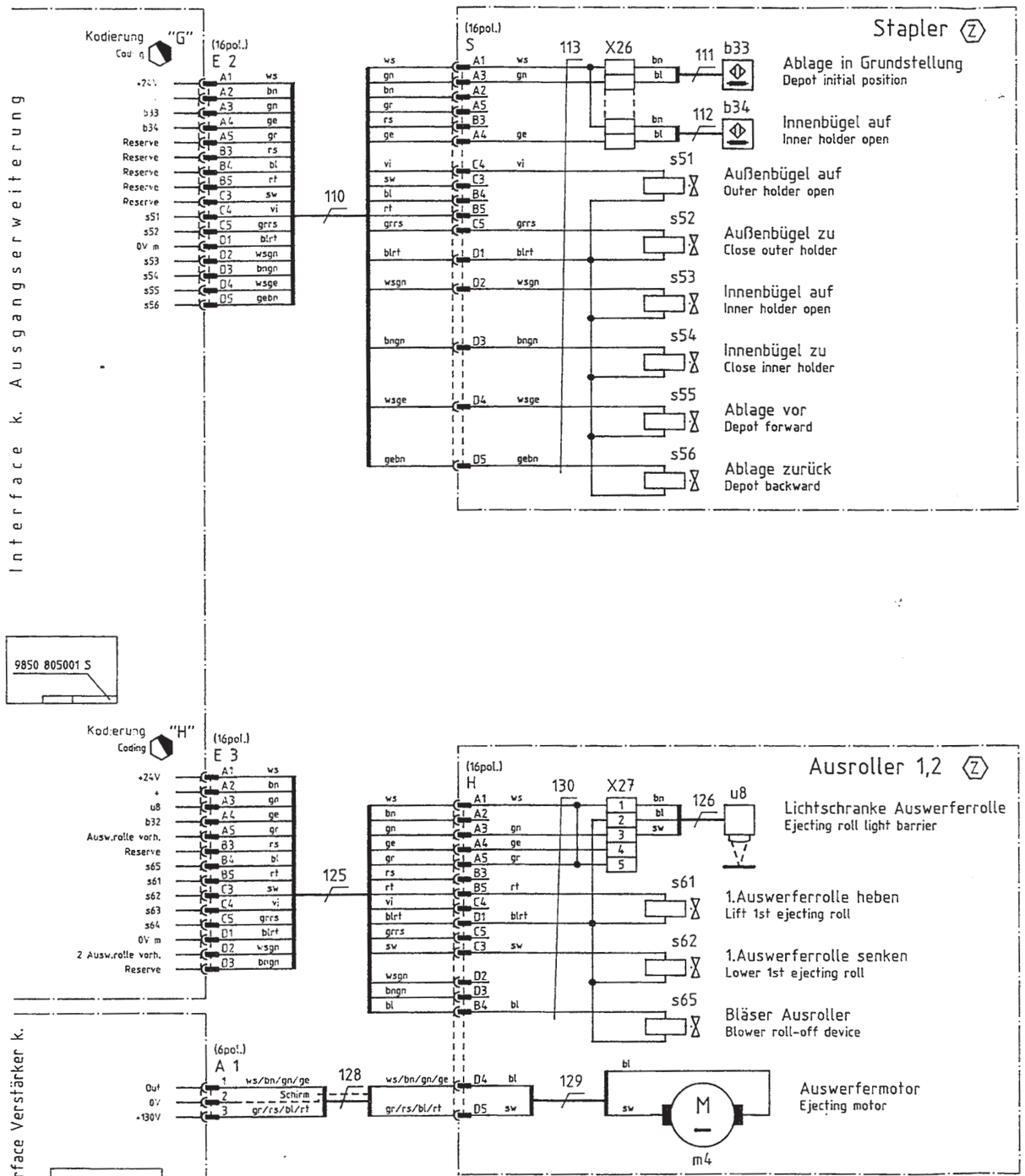

Kurz-zeichen	Benennung	Abmessung	Teilenummer	Bemerkung
	Diskettenlaufwerk	3,5"	K805 487514	
	Trafo, Drehstrom		9810 880001	
	Monitor	sw/ws 12"	9835 611001	
	Induktivgeber	M12	K999 202390	
	Induktivgeber	M8	9815 710100	
a1	Hauptschalter	3pol.+Hilfskontakt	798 426049	
b3	Fußschalter		K975 480134	
b14	Druckwächter			
b18,19	Magnetschalter		9815 555024	
e1,2	Sicherung	T 1A/250	9825 810411	
e6	Sicherung	T 6,3A/250	9825 810417	
e7	Sicherung	T 10A/250	9825 810419	
e8	Schalter, schutz	Einsatz 4,0-6,3A	9815 590008	
h33	Nähleuchte	12V, 20W	9822 510001	
	Lampe	12V, 20W	9822 642024	
h34,h35	Leuchte	2x12V, 10W	K999 202634	
h40,41	Lampe	24-30V	9822 634003	
m1,2	Motor, AC		K999 202721	
m3	Motor, AC		K999 202722	
m4	Motor, DC	3000 u/min 55W	K999 202493	
m5,6	Lüfter	Axial 24V	9800 561000	
u1,2,3	Impulsgeber, Dreh	500 Impulse	K999 202495	
u6	Fadenwächter	für 805-111	K805 481514	
u7	Lichtschranke		K999 202726	
u8	Lichtschranke		9815 920001	
Z1	Netzfilter	FN610-3/06	K999 202377	
Z2	Drossel, SL	16A/1,5mH	9810 701001	

Ⓩ Zusatzeinrichtung
Optional equipment

c	03.0	07.05.96	Harder	Datum	25.07.94
b	02.0	23.11.95	Harder	Bearb.	Krüger
a	01.0	26.04.95	Krüger	Gepr.	
	Änderung	Datum	Name	Norm	

DÜRKOPP ADLER AG
Bielefeld

Teilefamilie

Freigabe 0368 / 93

805-310
Stapler, Ausroller, Nähbereichüberwachung und Teileliste

Bauschaltplan
9870 805025 B

Blatt 5/7

1	2	3	4	5	6	7	8	9	10

LED Eing./input	SPS	Funktion	Function	Steckverb. Plug connect.	Adresse Adress	
E 01	0	+24V (EMG STOP)	+24V (EMG STOP)			
E 02	1	Greifer in Nähstellung	Hook in sewing position	I1.A5	0.1	b17
E 03	2	Nähkopf oben	Sewing head raised	I1.A3	0.2	b19
E 04	3	Nähkopf unten	Sewing head lowered	I1.A4	0.3	b18
E 05	4	Fadenwächter	Thread monitor	I1.A6	0.4	u6
E 06	5	Restfadenwächter	End of thread monitor	I1.B4	0.5	
E 07	6	Greiferklappe geschlossen	Hook cover closed	I1.A7	0.6	b16
E 08	7	Reserve	Reserve	I9.D2	0.7	
E 09	10	Reserve	Reserve	I9.D3	1.0	
E 10	11	Y - Referenzpunkt	Y - reference point	I2.B2	1.1	b15
E 11	12	Reserve	Reserve	I2.B3	1.2	
E 12	13	Reserve	Reserve	I2.A4	1.3	
E 13	14	Reserve	Reserve	I2.B4	1.4	
E 14	15	Reserve	Reserve	I2.A5	1.5	
E 15	16	Transferzylinder ist links	Transfer cylinder left	I2.B5	1.6	b10
E 16	17	Transferzylinder ist rechts	Transfer cylinder right	I2.A6	1.7	b11
E 17	20	Reserve	Reserve	I2.B6	2.0	b12
E 18	21	Reserve	Reserve	I2.A7	2.1	
E 19	22	Reserve	Reserve	I2.B7	2.2	
E 20	23	Reserve	Reserve	I9.D4	2.3	
E 21	24	Start	Start	I5.A3	2.4	b1
E 22	25	Mittelschieber heben/senken	Lower/lift middle slider	I5.B3	2.5	b2
E 23	26	Vakuum ein/aus	Vacuum on/off	I5.A4	2.6	b3
E 24	27	Transferplatteidentifikation	Identification of the transfer plate	I5.A5	2.7	u7
E 25	30	X - Referenzpunkt	X - reference point	I5.B5	3.0	b4
E 26	31	Reserve	Reserve	I9.D5	3.1	
E 27	32	Ablauf ist frei	Start is enabled	I1.C4/ I3.C3/ I7.34	3.2	
E 28	33	NOT - AUS	Emergency stop	I2.C6/ I7.27	3.3	a3
E 29	34	Stop	Stop	I3.A4	3.4	b5
E 30	35	Ablauf frei	Enable start	I3.A5/ I7.29	3.5	b6
E 31	36	Wiederholung	Repetition	I3.B3	3.6	b7
E 32	37	Floppy vorhanden	Floppy available	I3.A3	3.7	
E 33	40	Störung Antrieb	Fault in drive	I7.7	4.0	h105
E 34	41	Spannung fehlt	No voltage	I7.25	4.1	
E 35	42	Transferplatte ist oben	Transfer plate raised	I6.B2	4.2	b22
E 36	43	Transferplatte ist unten	Transfer plate lowered	I6.A3	4.3	b23
E 37	44	Schieber TP1 vorn	Slider1 TP in front position	I6.B3	4.4	b24
E 38	45	Schieber TP1 hinten	Slider1 TP in rear position	I6.A4	4.5	b25
E 39	46	Schieber TP2 vorn	Slider2 TP in front position	I6.B4	4.6	b28
E 40	47	Transferplatte vorhanden	Transfer plate existing	I6.A5	4.7	b29

LED Eing./input	SPS	Funktion	Function	Steckverb. Plug connect.	Adresse Adress	
E 41	50	Schieber TP2 hinten	Slider2 TP in rear position	I6.B5	5.0	b30
E 42	51	Einlegehilfe unten	Inserting down position	I6.A6	5.1	b31
E 43	52	Reserve	Reserve	I6.B6	5.2	
E 44	53	Reserve	Reserve	I6.A7	5.3	
E 45	54	Reserve	Reserve	I6.B7	5.4	
E 46	55	Reserve	Reserve	I6.C4	5.5	
E 47	56	Reserve	Reserve	I6.C5	5.6	
E 48	57	Reserve	Reserve	I6.C7	5.7	
E 49	60	Reserve	Reserve	I9.D6	6.0	
E 50	61	Reserve	Reserve	E4.A3	6.1	
E 51	62	Reserve	Reserve	E4.A5	6.2	
E 52	63	Reserve	Reserve	E4.A4	6.3	
E 53	64	Reserve	Reserve	E4.B4	6.4	
E 54	65	Reserve	Reserve	E4.B3	6.5	
E 55	66	Reserve	Reserve	E4.B5	6.6	
E 56	67	Ablage in Grundstellung	Depot in initial position	E2.A3	6.7	b33
E 57	70	Innenbügel auf	Inner frame open	E2.A4	7.0	b34
E 58	71	Reserve	Reserve	I9.D7	7.1	
E 59	72	Reserve	Reserve	I9.D8	7.2	
E 60	73	Lichtschranke Auswerferrolle	Ejecting roll light barrier	E3.A3	7.3	u8
E 61	74	2. Auswerferrolle oben	2nd ejecting roll raised	E3.A4	7.4	b32
E 62	75	Auswerferrolle vorhanden	Ejecting roll existing	E3.A5	7.5	
E 63	76	2. Auswerferrolle vorhanden	2nd ejecting roll existing	E3.D2	7.6	
E 64	77	Reserve	Reserve	I9.D9	7.7	

Steckverbindungen / Plug in connection

A = Verstärker / Amplifier

C = Computer Pronumerik - A

E = Ausgangserweiterung / Output Extention

c	03.0	07.05.96	Harder	Datum	25.07.94
b	02.0	23.11.95.	Harder	Bearb.	Krüger
a	01.0	26.04.95	Krüger	Gepr.	
	Änderung	Datum	Name	Norm	

DÜRKOPP ADLER AG Bielefeld

Teilefamilie

Freigabe 0368 / 93

805-310
Tabelle Eingänge

Bauschaltplan

9870 805025 B

Blatt 6 / 7

1	2	3	4	5	6	7	8	9	10

LED Ausg./outp.	SPS	Funktion	Function	Steckverb. Plug connect.	Adresse Adress	
A 01	0	Nicht belegt	Not connected		64.0	
A 02	1	Zick Zack	Zick zack	I1.E5	64.1	s8
A 03	2	Nähkopf heben	Lift sewing head	I1.D4	64.2	s5
A 04	3	Nähkopf senken	Lower sewing head	I1.D5	64.3	s4
A 05	4	Greifer heben	Lift hook	I1.D3	64.4	s9
A 06	5	Greifer senken	Lower hook	I1.C7	64.5	s10
A 07	6	Fadenabschneider (FA)	Thread cutter (FA)	I1.E3	64.6	s11
A 08	7	Fadenspannungsauslösung (FS)	Thread tension release (FS)	I1.E4	64.7	s12
A 09	10	Fadenbeschneider	Thread cutter	I1.E7	65.0	s2
A 10	11	Fadenvorzieher	Thread puller	I1.E6	65.1	s6
A 11	12	Nadelkuhlung	Needle cooling	I1.D6	65.2	s1
A 12	13	Hublagenverstellung (HP1)	Foot strocke level adjustment (HP1)	I1.E2	65.3	s3
A 13	14	Hublagenverstellung (HP2)	Foot strocke level adjustment (HP2)	I1.D7	65.4	s7
A 14	15	Reserve	Reserve		65.5	
A 15	16	Reserve	Reserve		65.6	
A 16	17	Reserve	Reserve		65.7	
A 17	20	Reserve	Reserve		66.0	
A 18	21	Auswerfer vor (SO)	Ejecting forward	I2.E2	66.1	s83
A 19	22	Auswerfer zurück (SO)	Ejecting backward	I2.D3	66.2	s82
A 20	23	Reserve	Reserve	I2.E3	66.3	
A 21	24	Reserve	Reserve	I2.D4	66.4	
A 22	25	Transferzylinder nach rechts	Transfer cylinder to right	I2.E4	66.5	s87
A 23	26	Transferzylinder nach links	Transfer cylinder to left	I2.D5	66.6	s81
A 24	27	Reserve	Reserve	I2.E5	66.7	
A 25	30	Reserve	Reserve	I2.D6	67.0	
A 26	31	Reserve	Reserve		67.1	
A 27	32	Reserve	Reserve		67.2	
A 28	33	Reserve	Reserve		67.3	
A 29	34	Reserve	Reserve		67.4	
A 30	35	Reserve	Reserve		67.5	
A 31	36	Reserve	Reserve		67.6	
A 32	37	Reserve	Reserve		67.7	
A 33	40	Reserve	Reserve		68.0	
A 34	41	Reserve	Reserve		68.1	
A 35	42	Reserve	Reserve		68.2	
A 36	43	Watchdog	Watchdog		68.3	h104
A 37	44	Freigabe	Enable start	I7.23	68.4	
A 38	45	+ wieder ein	+ voltage back on		68.5	d106
A 39	46	Auswerfermotor niedrige Drehzahl	Ejection motor low speed		68.6	P101
A 40	47	Auswerfermotor hohe Drehzahl	Ejection motor high speed		68.7	P100
A 41	50	Einlegehilfe nach oben	Lifting inserting aid	E1.A3	69.0	s32
A 42	51	Einlegehilfe nach unten	Lowering inserting aid	E1.A4	69.1	s33
A 43	52	Schieber 1TP vor	Slider TP1 forward	E1.A5	69.2	s34
A 44	53	Schieber 1TP zurück	Slider TP1 backward	E1.A6	69.3	s35

LED Ausg./outp.	SPS	Funktion	Function	Steckverb. Plug connect.	Adresse Adress	
A 45	54	Schieber 2TP vor	Slider TP2 forward	E1.A7	69.4	s36
A 46	55	Schieber 2TP zurück	Slider TP2 backward	E1.B2	69.5	s37
A 47	56	Transferplatte heben	Lift transfer plate	E1.B3	69.6	s38
A 48	57	Transferplatte senken	Lower transfer plate	E1.B4	69.7	s39
A 49	60	Reserve	Reserve	E1.B5	70.0	
A 50	61	Vakuum	Vacuum	E1.B6	70.1	s41
A 51	62	Reserve	Reserve	E1.B7	70.2	
A 52	63	Reserve	Reserve	E1.C7	70.3	
A 53	64	Reserve	Reserve	E1.D3	70.4	
A 54	65	Reserve	Reserve	E1.D4	70.5	
A 55	66	Reserve	Reserve	E1.D5	70.6	
A 56	67	Reserve	Reserve	E1.D6	70.7	
A 57	70	Reserve	Reserve	E1.E2	71.0	
A 58	71	Reserve	Reserve	E1.D7	71.1	
A 59	72	Reserve	Reserve	E1.E3	71.2	
A 60	73	Reserve	Reserve	E1.E4	71.3	
A 61	74	Reserve	Reserve	E1.E5	71.4	
A 62	75	Reserve	Reserve	E1.E6	71.5	
A 63	76	Reserve	Reserve	E1.E7	71.6	
A 64	77	Reserve	Reserve		71.7	
A 65	100	Reserve	Reserve	E1.C5	72.0	
A 66	101	Reserve	Reserve	E1.C6	72.1	
A 67	102	1. Auswerferrolle heben	Lift 1st ejecting roll	E3.B5	72.2	s61
A 68	103	1. Auswerferrolle senken	Lower 1st ejecting roll	E3.C3	72.3	s62
A 69	104	2. Auswerferrolle heben	Lift 2nd ejecting roll	E3.C4	72.4	s63
A 70	105	2. Auswerferrolle senken	Lower 2nd ejecting roll	E3.C5	72.5	s64
A 71	106	Bläser Ausroller	Blower roll-off device	E3.B4	72.6	s65
A 72	107	Reserve	Reserve		72.7	
A 73	110	Aussenbügel auf	Outor holder open	E2.C4	73.0	s51
A 74	111	Aussenbügel zu	Close outer holder	E2.C5	73.1	s52
A 75	112	Innenbügel auf	Inner holder open	E2.D2	73.2	s53
A 76	113	Innenbügel zu	Close inner holder	E2.D3	73.3	s54
A 77	114	Ablage vor	Depot forward	E2.D4	73.4	s55
A 78	115	Ablage zurück	Depot backward	E2.D5	73.5	s56
A 79	116	Reserve	Reserve		73.6	
A 80	117	Reserve	Reserve		73.7	
A 81	120	Reserve	Reserve		74.0	
A 82	121	Reserve	Reserve	E4.D4	74.1	
A 83	122	Reserve	Reserve	E4.D5	74.2	
A 84	123	Reserve	Reserve	E4.D2	74.3	
A 85	124	Reserve	Reserve	E4.D3	74.4	
A 86	125	Reserve	Reserve	E4.C5	74.5	
A 87	126	Reserve	Reserve	E4.C4	74.6	
A 88	127	Reserve	Reserve		74.7	

Steckverbindungen / Plug in connection

A = Verstärker / Amplifier

C = Computer Pronumerik - A

E = Ausgangserweiterung / Output Extention

c	03.0	07.05.96	Harder	Datum	25.07.94
b	02.0	23.11.95	Harder	Bearb.	Krüger
a	01.0	26.04.95	Krüger	Gepr.	
	Anderung	Datum	Name	Norm	

DÜRKOPP ADLER AG Bielefeld

Teilefamilie

Freigabe 0368 / 93

805-310
Tabelle Ausgänge

Bauschaltplan
9870 805025 B

Blatt 7/7